



Davie

COUNTY SCHOOLS

innovate • achieve • excel

Annual Report

2013-2014

innovate
achieve
excel

2013-2014 ANNUAL REPORT

Exceeds Expected Growth

Cornatzer Elementary
North Davie Middle
South Davie Middle
William Ellis Middle

Met Expected Growth

Mocksville Elementary
Shady Grove Elementary
William R. Davie Elementary
Davie County High
Davie County Early College High

2013-2017 Strategic Plan

The Davie County Schools' Strategic Plan can be viewed from our website:

www.davie.k12.nc.us
About Us
Strategic Plan

Davie County Board of Education

July 2013-June 2014

Chad Fuller, Vice
Clint Junker, Vice Chair
Carol Livengood
Steve Ridenhour
Barbara Owens
Paul Drechsler
Wendy Horne

Superintendent

Darrin L. Hartness, Ed.D.

Davie County Schools is a place where all children can grow academically, identify and develop their own talents and leadership skills, and find success. With this in mind, we continually search for new ways to make our schools even better places for our children to learn.

The 2013-2014 school year was filled with success. Davie County Schools is pleased to announce a significant improvement in the 4-year cohort graduation rate for our district. For the past two years, the district graduation rate has been 83.2%. This rate was the highest in the history of the school district. The graduation rate for Davie County Schools is 87.6%, setting another record in the history of the district and considerably higher than previous rates. Davie County Schools continues to perform in the top ten percent of the state with proficiency scores ranking 11th out of 115 school systems in North Carolina. Nine out of 11 schools that could earn a growth rating in Davie County met or exceeded their expected growth. Davie County Schools met 115 of 129 targets or 89.1 percent of the Annual Measurable Objectives (AMOs). SAT scores were higher than the state and national averages, and our students had the highest SAT scores among the 15 school districts in the Piedmont Triad Education Consortium. Our students are successful inside the classroom, and are excelling in extracurricular activities.

While still a student at Cornatzer Elementary School, Emma Patterson's artwork was selected to be permanently displayed at the Department of Public Instruction in Raleigh. The ProStart Culinary team won first place at the State Conference, while the Restaurant Management team took second place in that division. Avery Boudreau, from South Davie Middle School, placed 1st in the District 11 VFW Patriot's Pen Essay Contest, and 1st in the State of North Carolina VFW Patriot's Pen Essay Contest. Trip McNeill from Davie County High School made the 2013 North Carolina All State Football Team and played in the 2013 Shrine Bowl Game. The South Davie Boy's Basketball team won the regular season, as well as the conference tournament, finishing the season with a perfect 17-0 record. The Davie County High School Cheerleaders are the 2014 World Champions for a 3rd straight year, as well as receiving the recognition of being ranked #1 in the nation by having the highest overall score of 2014. Davie County High School's Alex Gobble was the Regional Champion and the State Runner-Up in Wrestling. Two students from South Davie Middle School placed first at the NC Jr. Beta Club Convention. Tyler Zickmund placed first in Math and Ben Carter placed first in Science.

As you can see, our schools are filled with excitement for learning and enriching activities. To stay up-to-date with news about Davie County Schools, consider joining our **School Matters** distribution list. Sign up for this electronic news source by visiting www.davie.k12.nc.us. Simply open an existing **School Matters** and select Subscribe in the top left corner of the screen. You may also 'Like' Davie County Schools on Facebook to follow us there as well. Thank you for your continued support of public education!



Darrin L. Hartness, Ed.D.
Superintendent

innovate • achieve • excel

DO YOU KNOW?

- Davie County Schools was ranked #2 out of 115 school districts with the highest return on investment by the Center for American Progress. This national report ranked “how much academic achievement a district gets for each dollar spent relative to other districts in their state.”
- Davie County high school students taking the SAT scored higher than the state and national averages, and our students had the highest SAT scores among the 15 school districts in the Piedmont Triad Education Consortium.
- After two years at the same rate of 83.2 percent, the 4-year cohort graduation rate for 2014 rose to 87.6 percent, setting another record in history of the district and considerably higher than previous rates.
- There has been a 28 percent decrease in drop outs over the past three years: 81 in 2010-11, to 68 in 2011-12, to 58 students that dropped out of school in 2012-13.
- Cornatzer and Mocksville Elementary Schools were recognized as Reward Schools, which are the top 10 percent highest performing Title I schools in the state. They were two schools out of 174 in the state.
- Davie County Schools continues to perform in the top ten percent of the state with proficiency scores ranking 11th out of 115 school systems in North Carolina. Nine out of 11 schools that could earn a growth rating in Davie County met or exceeded their expected growth.
- Davie County Schools met 115 of 129 targets or 89.1 percent of the Annual Measurable Objectives (AMOs).
- Students with at least one qualifying Parent-Teacher conference was 98 percent for the first semester and 95 percent for the second semester.
- There were 450 certified teachers, 81 that were National Board certified, and 182 teacher assistants. Fifty-seven percent of DCS teachers have taught 10+ years. DCS is a great place to work with 89.9 percent of teachers considering their school a “good place to work and learn.”
- The School Bus Safety Inspection Rating consistently is in the top 5 percent in North Carolina. Transportation uses Synovia Fleet Management System for real-time GPS tracking for all school buses and activity buses. All school buses are equipped with video surveillance.
- Davie County Schools has 16 facilities and the Maintenance Department maintains over one million square feet with 450 acres. There were over 3,000 work orders closed over the year. Some of the projects included replacing shingled roofs at Central Davie Academy and Cooleemee Elementary, installing covered walkways at Cornatzer Elementary, Shady Grove Elementary and William Ellis Middle, upgrading the fire alarm systems at Pinebrook Elementary and Shady Grove Elementary, replacing carpet with VCT in classrooms at Mocksville Elementary, installing a keyless entry system at Shady Grove Elementary and Cooleemee Elementary to improve safety at our campuses, and replacing HVAC at William R. Davie in the cafeteria, Shady Grove Elementary, and Central Davie Education Center.
- US News and World Report awarded Davie County High School with a Silver Medal for the second year in a row, ranking 25 out of 479 high schools in North Carolina.
- Voters approved the one new Davie County High School on May 6, 2014. Opening is set for fall 2017.

Stars of the Year

Bus Driver of the Year

Susan Athey

Pinebrook Elementary

Transportation Professional of the Year

Bob Michalski

Transportation

Custodial Team

of the Year

Eddie Johnson, Tammy

Hudson, Dennis Argueta,

Billy Keenan

Mocksville Elementary

Maintenance Person

of the Year

Leaman Cartner

Maintenance

Child Nutrition Manager

of the Year

Talia Boogie

Davie County High

Child Nutrition Person

of the Year

Kathy Murphy

North Davie Middle

Student Services Person

of the Year

Angela Lankford

Cornatzer Elementary

EC Related Service Person

of the Year

Michelle Turner

Central Davie Education Center

EC Teacher of the Year

Hannah Beck

William R. Davie Elementary

Office Professional

of the Year

Beth Keville

Central Office

Administrator of the Year

Noël Grady-Smith

Central Office

Assistant Principal

of the Year

Doyle Nicholson

Davie County High

Principal of the Year

Joy Morrison

Pinebrook Elementary

Teacher Assistant

of the Year

Joan Forbes

Mocksville Elementary

Teacher of the Year

Brooke Jennings

Cornatzer Elementary

EDUCATION EXCELLENCE

Davie County's Return on Educational Investment

Class of 2014	Davie County Schools	Davie County High School	Davie County Early College High School	Central Davie Academy
Graduated students	450	406	42	2
Amount of scholarships reported	\$4,672,658	\$4,500,000	\$172,658	
Number of seniors accepting scholarships	106	91	15	
Overall weighted Grade Point Average of graduating seniors	3.4636	3.144	3.7832	
North Carolina Academic Scholars of the Class of 2014	83	67	16	

Post Graduation Intentions

80.22% of graduates continued their education in college
48.43% of the senior class enrolled in 4-year colleges/universities
0.22% of the senior class enrolled in 2-year junior colleges
1.56% of students enrolled in a certificate or diploma program
3.78% of graduates entered the military
8.67% of graduates entered the workforce

Davie County Early College High School

34 received an additional 2 year Associate in Arts or Science Degree
0 received an additional certificate or diploma in a special area of study
42 received college credits toward a 2 year Associate of Arts or Science Degree



Graduation Rate

4 Year Cohort

2010-11 Entering 9th Graders Graduating 2013-14 or Earlier

87.6% Davie County Schools

83.8% State

DCS ranked #30 out of 115 for the 4-year cohort graduation rate

5 Year Cohort

2009-10 Entering 9th Graders Graduating 2013-14 or Earlier

84.8% Davie County Schools

84.9% State



Davie County High School

87.4% Graduation Rate

Davie County Early College High School

90.0% Graduation Rate

2013-2014 SAT	# Tested	% Tested	Math Score	CR Score	Writing Score	M+CR ²	M+CR+W
Davie County Schools	228	51.8	515	500	486	1015	1538
Davie High	192	48.6	514	498	483	1012	1495
Davie County Early College High	36	83.7	519	513	501	1032	1533
United States	1,672,395		513	497	487	1010	1497
North Carolina	57,997	64.0	507	499	477	1006	1483


Note: United States and North Carolina totals include all schools (public and non-public). Percent tested is the number of students taking the SAT divided by the 8th month 12th grade membership.

2013-2014 OVERALL RESULTS

READY End-of-Grade <i>Percentage of students' scores at or above grade level</i>	Davie County Schools	North Carolina
Grade 3		
Reading	66.8	60.2
Mathematics	67.5	60.9
Grade 4		
Reading	64.9	55.6
Mathematics	56.9	54.3
Grade 5		
Reading	60.0	53.8
Mathematics	57.4	56.4
Science	74.2	64.2
Grade 6		
Reading	63.7	56.8
Mathematics	56.8	46.8
Grade 7		
Reading	67.0	57.3
Mathematics	64.2	46.0
Grade 8		
Reading	65.0	54.2
Mathematics	60.0	42.2
Science	80.8	71.3

READY End-of-Course <i>Percentage of students' scores at or above grade level</i>	Davie County Schools	North Carolina
Math I	69.2	60.0
Biology	63.6	53.9
English II	72.1	61.2

Attendance Rate	Davie County Schools	North Carolina
2013-2014	>95%	>95%



Vision

Davie County Schools will be the national model in creating educational excellence through innovative and personalized experiences.

Mission

Davie County Schools will spark curiosity and passion for learning, promote individual excellence and challenge students to accept personal responsibility as citizens in a diverse community. The school district will create safe, world class learning environments, facilitated by highly effective faculty and staff. The district will invite collaboration through intentional partnerships with the community and beyond, opening the doors to a global perspective.

Values and Beliefs

Respect

We will treat everyone with kindness, compassion, empathy and sensitivity and will practice civility in our interactions.

Dedication and Commitment

A passion for success and perseverance leads to success. We will take ownership and responsibility for our actions and be self-disciplined.

Teamwork, Collaboration and Relationships

Working together for the common good requires individuals to harmonize their contributions and work towards a common vision.

Integrity

We will conduct ourselves in an honest, respectful and transparent manner in everything.

High Expectations

We shall seek excellence in all our endeavors. We will strive to meet the highest expectations of our community within the parameters of our mission. We shall do our best without compromise. We will provide the highest level of instruction to our students.

PROGRESS

Technology

4,584 devices in district
712 new devices purchased
1:0.61 devices to student ratio, grades K - 5
1:0.64 devices to student ratio, grades 6 - 12



STEM Initiatives

K-8 robotics lessons that have been aligned with the North Carolina Standard Course of Study continue to be used in the classroom weekly. Davie County Schools held four after-school program competitions in 2013-2014 for grades 4-8. In October, the Wizard of Oz Challenge was held as a repeat from the previous year. In December, a sumo, dragster and tug-of-war challenge allowed teams to design their own robots for the three different events.

The final two challenges focused on "Farm to Fork". This farm-themed competition challenged teams to engineer and design their robots to pick apples from trees, pick up and deliver crates to a loading dock, move eggs from the hen house to the table, sow fields, move horses and cows to a corral, and other farm-related challenges. The three Davie County middle schools and six elementary schools competed in this year's themed challenges. Teams were presented with 6 challenges before Christmas and another 4 were added in February to prepare for the final competition which required teams to build and program using Lego NXT Mindstorm robots. Each team competed to earn as many points as possible and complete as many challenges they could. Spectators were able to follow the competition online through a live leaderboard. A middle school and elementary school division champion and runner up were crowned.

This year, an engineering and design element was added to the competition. School teams unveiled their limited edition Davie County tractor built out of Lego NXT Mindstorm parts. This working prototype was displayed for all spectators to observe along with a digital presentation that included images, video and text that described their tractor, documented their journey, as well as their engineering and design process.

During the summer, through a collaboration with Davidson County Community College, coaches and students from Davie County participated in the STEM Robotics Summer Camp that combined balsa and Styrofoam bridge building with robotics.

SERVICE

Transportation

70 school buses
Approximately 700,000 miles traveled annually
96.23% efficiency rating

Child Nutrition

361,957 breakfasts served annually
628,579 lunches served annually
5,364 breakfasts served through 2013 Summer Feeding Program
9,828 lunches served through 2013 Summer Feeding Program
99.79% Average Sanitation Score

Community Volunteers

Beginning in 2013-14, Davie County Schools started using the App Garden Volunteer Tracker system. This system helps streamline processing volunteer applications. Once volunteers are approved in the Volunteer Tracker, they only need to update their profile as needed. In addition, volunteers are able to log their time anywhere they have internet access. Perhaps most importantly, we are now able to easily communicate volunteer opportunities with our volunteers. This year, we had **2,000+** volunteers, which averages **over 40,000** hours per year, **99** school partners and **64** district-wide partners.

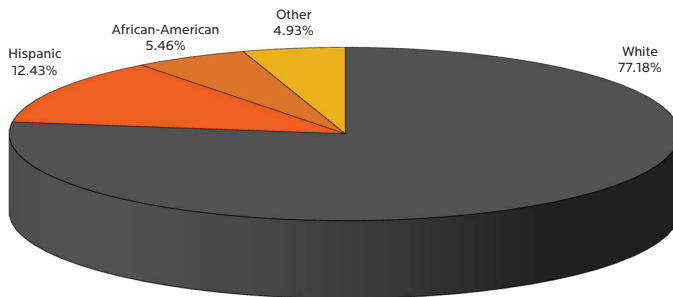
SERVICE

Federal Title I Funds

Title I funds help provide additional services to the following schools:

Central Davie Academy, Cooleemee Elementary, Cornatzer Elementary, Mocksville Elementary, Pinebrook Elementary, William R. Davie Elementary

Student Ethnicity



Enrollment

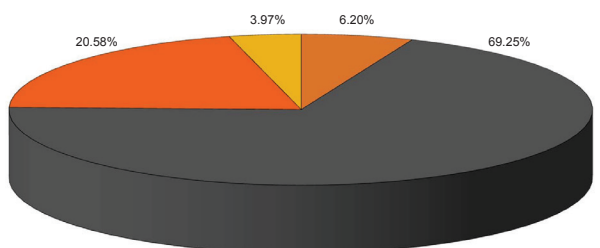
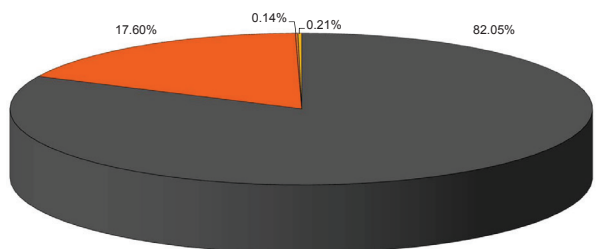
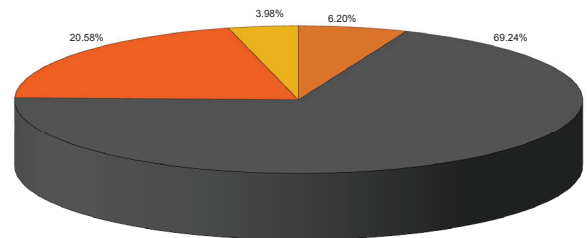
Cooleemee Elementary	464
Cornatzer Elementary	391
Mocksville Elementary	562
Pinebrook Elementary	510
Shady Grove Elementary	561
William R. Davie Elementary	406
North Davie Middle	467
South Davie Middle	531
William Ellis Middle	533
Central Davie Academy	12
Davie County High	1,707
Davie County Early College High	160
Enrolled Students as of 06/06/14	6,313

FINANCE

Expenditures		Amount Spent
Federal	●	\$3,100,880
State	●	\$34,614,608
Local	●	\$10,287,125
Other Revenues	●	\$1,988,168
Total		\$49,990,781

Use of Funds		
Instructional Services	●	\$41,016,284
System-Wide Support Services	●	\$8,798,898
Ancillary Services	●	\$69,978
Non-Programmed Charges	●	\$105,621
Total		\$49,990,781

Per Pupil Expenditures		
Average Daily Membership		6,366
Federal	●	\$487
State	●	\$5,438
Local	●	\$1,616
Other Revenue	●	\$312
Total		\$7,853



The Davie County Schools'
2013-2017 Strategic Plan
can be viewed from our website:

www.davie.k12.nc.us
About Us
Strategic Plan

To stay up-to-date with news about Davie County Schools,
consider joining our **School Matters** distribution list.
Sign up for this electronic news source by
visiting the homepage of the Davie County Schools' website.

The School Board meetings are aired the week following the meeting
at 10:00 a.m. and 7:00 p.m. on Tuesday and Saturday on
Yadtel IP TV Channel 25 [the older version of Yadtel does not have access]
and Time Warner Cable Channel 6. The meetings run for two weeks.

Davie County Schools | 220 Cherry Street | Mocksville, NC 27028 | 336-751-5921 | www.davie.k12.nc.us



Davie County Schools does not discriminate against any person on the basis of race, color, national origin, sex, religion, disability, or age in its activities and programs, including employment policies and practices.