



Davie

COUNTY SCHOOLS

innovate • achieve • excel

Annual Report

2015-2016



2015-2016 ANNUAL REPORT

Exceeded Expected Growth

Mocksville Elementary
South Davie Middle
William Ellis Middle
Davie County Early College High

Met Expected Growth

Cooleemee Elementary
Cornatzer Elementary
Shady Grove Elementary
William R. Davie Elementary
North Davie Middle

2013-2017 Strategic Plan

The Davie County Schools' Strategic Plan can be viewed from our website:

www.davie.k12.nc.us
About Us
Strategic Plan

Davie County Board of Education

July 2015-June 2016

Chad Fuller, Vice
Clint Junker, Vice Chair
Carol Livengood
Steve Ridenhour
Barbara Owens
Paul Drechsler
Wendy Horne

Superintendent

Darrin L. Hartness, Ed.D.

Davie County Schools is a place where all children can grow academically, identify and develop their own talents and leadership skills, and find success. With this in mind, we continually search for new ways to make our schools even better places for our children to learn. Davie County Schools had several significant academic accomplishments for 2015-16:

- Davie County Schools graduated more students in 2015-16 and those graduates earned higher ACT scores.
- The district also showed steady success in ACT WorkKeys and overall proficiency in NC end of year tests.
- The four-year cohort graduation rate for Davie County Schools increased almost three percentage points from last year to 87.3%.
- Over the past four years, the district has increased the graduation rate by over four percentage points.
- ACT scores for those graduates showed a tremendous increase in average composite scores, from 19.4 last year to 20.5 this year. This average is much higher than the state average composite of 19.1. When compared to the entire nation, Davie County Schools' students' average composite score of 20.5 is equivalent to the Wisconsin state average. Wisconsin is one of 20 states that administers the ACT statewide, and is ranked fourth highest in the nation.
- Davie County Schools remained in **3rd place in the state for ACT WorkKeys**, with 87.2% of the district's CTE concentrators earning a silver certificate or higher.
- Shodeah Kelly was the first Early College student and Davie Campus student to receive the Academic Excellence Award for DCCC.

Academics only tell part of the story. We had many successes to celebrate during 2015-2016, with a few highlighted here:

- The North Carolina Scholastic Media Association awarded Davie County High School's yearbook, the 2015 Clarion, a Tar Heel Award for Scholastic Journalism Excellence.
- Leah Reynolds of William Ellis Middle School was named the NCAAHPERD-SM Middle School Health Educator of the Year.
- Cooleemee Elementary School was named a PTEC Signature School.
- The Davie County High School Auto Tech received Ingersoll Rand's Real Tools for Schools Grant for \$10,000.
- Buddy Lowery earned his 800th career win as the DCHS wrestling coach.
- This was the 5th time Davie County High School's Competition Cheerleading Team won the World School Championship in Medium Coed Division.
- Terri Winchell, dance teacher at DCHS, was awarded the UNC-G 2016 Award for Excellence in Dance Education.
- The ProStart Restaurant Management Team won 1st place in the State Competition.
- Congratulations to the Davie County High School Wind Ensemble for winning the President's Cup at the National Championship Concert Band Festival!
- Governor McCrory visited Pinebrook Elementary School to learn more about digital learning.
- DHS STEM Center was recognized at the state level as a STEM School of Distinction at the Prepared Level.

As you can see, our schools are filled with excitement for learning and enriching activities. To stay up-to-date with news about Davie County Schools, consider joining our **School Matters** distribution list. Sign up for this electronic news source by visiting www.davie.k12.nc.us. Simply open an existing **School Matters** and select Subscribe in the top left corner of the screen. You may also 'Like' Davie County Schools on Facebook and follow us on Twitter as well. Thank you for your continued support of public education!



Darrin L. Hartness, Ed.D.
Superintendent

innovate • achieve • excel

DO YOU KNOW?

- Both grade level proficiency and college and career ready percentages for all tests in Davie County Schools are up slightly, with a GLP of 63.8% and CCR of 53.6%. This places Davie County Schools in the **top twenty districts in the state**.
- Over the past three years, the district saw the highest increases in math and science grade level proficiency, with an increase of 13 percentage points in 5th grade math, and positive 3 year trends in math grade 4, math grade 6, science grade 5, and biology. Davie County Schools scored in the **top 11% of the state in 2015-16 in math grades 5, 7, and 8, and biology**.
- The four-year cohort graduation rate for Davie County Schools increased to 87.3%, compared to 84.6% in 2014-15. The five-year cohort graduation rate, those that graduated in five years, was 85.9%.
- The percentage of 11th graders in Davie County Schools that scored a 17 or higher on the ACT was 73.9%, down from 76.4% in 2014-15, but an increase of 7.3 percentage points over the past 4 years. The percentage of students in Davie County Schools that met this UNC Minimum admission requirement is the **ninth highest among all districts in the state**.
- For the first time since 2006-07, the state dropout rate increased from 2.28 in 2013-14 to 2.39 in 2014-15, while in Davie County Schools the rate increased from 2.49 to 3.4. Despite the increase, this rate is lower than the dropout rate five years ago, in 2010-11, when it was 4.02.
- Davie County Schools had 82% of schools that either Met or Exceeded Growth Expectations in 2015-16, compared to 73% of schools statewide.
- Due to the transition to the new Every Student Succeeds Act (ESSA), Annual Measurable Objectives (AMOs), which measured progress, were not required to be reported. The participation goals in the accountability model aim to include 95% or more of each student group in every achievement measure. The student groups include All Students, Male, Female, each racial group, Limited English Proficient, Students with Disabilities, Economically Disadvantaged, and Academically and Intellectually Gifted. Davie County Schools met 100% of their participation goals, one of 39 districts in the state to do so.
- Students with at least one qualifying Parent-Teacher conference was 99 percent for the first semester and 95 percent for the second semester.
- There were 440 certified teachers, 95 that were National Board certified, and 163 teacher assistants, with 96.44 percent of our educators being highly qualified. Sixty percent of DCS teachers have taught 10+ years. According to the NC Teaching Conditions 2016 report, DCS is a great place to work with 92.6 percent of teachers considering their school overall a "good place to work and learn."
- Davie County Schools have 16 facilities and we maintain over 1.1 Million square feet with 450 acres. The Maintenance Department closed out over 3225 work orders this past year, including the following: replaced flooring in the following: Mocksville, Shady Grove and Cooleemee Elementary Media Centers, Guidance office at North Davie; replaced water heater at Ellis Middle; replaced HVAC rooftop units at Pinebrook and Shady Grove; replaced paving and curbing at Mocksville Elementary; upgraded main power transformer at Mocksville Elementary; replaced roofs at Shady Grove Elementary Cafeteria; upgraded the fire alarm system at Mocksville Elementary; upgraded emergency lighting at Pinebrook Elementary; added aluminum covered walkway at Shady Grove; painted the metal roof at Cornatzer Elementary; locker restoration at North and South Davie.
- Construction continues on the one new Davie County High School. Opening is set for fall 2017.

Stars of the Year

Bus Driver of the Year

Brenda Hollifield

Cornatzer Elementary

Transportation Professional of the Year

Roger Dull

Transportation

Custodial Team

of the Year

Carla Howard, Shirley Graley,

Mary Jane Potts

Shady Grove Elementary

Maintenance Person

of the Year

Steve Dyson

Maintenance

Child Nutrition Manager

of the Year

Stacey Southern

Mocksville Elementary

Child Nutrition Person

of the Year

Margaret Radford

Pinebrook Elementary

Student Services Person

of the Year

Elizabeth Gordon

Davie County High

EC Related Service Person

of the Year

Amy Vaughan-Jones

Mocksville Elementary

EC Teacher of the Year

Susan Cain

William Ellis Middle

Office Professional

of the Year

Tammy Naylor

Central Davie Education Center

Administrator of the Year

Technology Team: Butch Rooney,

JoAnne Davis, Eddie Greene, Nathan

Foil, Josh Houghton and Mary Orr

Central Office

Assistant Principal

of the Year

Jennifer Lynde

Pinebrook Elementary

Principal of the Year

Rex Allen

William R. Davie Elementary

Teacher Assistant

of the Year

Tammy Lagle

Cooleemee Elementary

Teacher of the Year

David Koontz

Davie County High

EDUCATION EXCELLENCE

Davie County's Return on Educational Investment

Class of 2016	Davie County Schools	Davie County High School	Davie County Early College High School	Central Davie Academy
Graduated students	446	407	37	2
Amount of scholarships reported	\$3,753,294	\$3,500,000	\$253,294	
Number of seniors accepting scholarships	121	103	18	
Overall weighted Grade Point Average of graduating seniors	3.6075	3.3215	3.8935	
North Carolina Academic Scholars of the Class of 2016	94	81	13	

Post Graduation Intentions

83.9% of graduates continued their education in college
50.9% of the senior class enrolled in 4-year colleges/universities
33.0% of the senior class enrolled in 2-year junior colleges
0.03% of students enrolled in a certificate or diploma program
0.03% of graduates entered the military
0.08% of graduates entered the workforce

Davie County Early College High School

29 received an additional 2 year Associate in Arts or Science Degree
37 received college credits toward a 2 year Associate of Arts or Science Degree



Photo credit: DCHS Clarion Staff

Graduation Rate

4 Year Cohort

2012-13 Entering 9th Graders Graduating 2015-16 or Earlier

87.3% Davie County Schools

85.8% State



5 Year Cohort

2011-12 Entering 9th Graders Graduating 2015-16 or Earlier

85.9% Davie County Schools

87.5% State

Davie County High School

86.6% Graduation Rate

DCECHS joined the 100 Percent Club!

Davie County Early College High School

100% Graduation Rate

2015-2016 SAT	# Tested	% Tested	Math Score	Critical Reading Score	Writing Score	M+CR	M+CR+W
Davie County Schools	202	48.4	540	521	500	1061	1561
Davie High	171	44.9	545	521	503	1066	1569
Davie County Early College High	31	86.1	512	524	486	1036	1522
United States	1,305,158	45.8	494	487	472	981	1453
North Carolina	54,663	58.2	508	502	475	1010	1485

Note: United States and North Carolina totals include all schools (public and non-public). Percent tested is the number of students taking the SAT divided by the final ADM for grades 12-13 + Extended Day 12-13. **SAT scores for 2016 are not directly comparable with scores for 2014 and 2015. In March of 2016, the College Board began administering a new SAT. For this reason, scores in this table for 2016 reflect senior test takers who took the SAT at any point through January of 2016.**

2015-2016 OVERALL RESULTS

READY End-of-Grade <i>Percentage of students' scores at or above grade level</i>	DCS College & Career Ready	DCS Grade Level Proficient	NC College & Career Ready	NC Grade Level Proficient
Grade 3				
Reading	56.7	66.2	47.8	57.8
Mathematics	52.7	66.5	51.7	64.6
Grade 4				
Reading	44.6	58.4	45.8	58.0
Mathematics	53.5	60.6	51.1	57.2
Grade 5				
Reading	45.8	60.0	43.1	55.4
Mathematics	62.4	70.4	54.0	60.4
Science	70.4	78.8	61.8	71.6
Grade 6				
Reading	52.1	62.0	49.6	58.7
Mathematics	48.7	56.9	44.3	52.0
Grade 7				
Reading	51.6	63.5	47.1	58.5
Mathematics	52.5	60.5	42.0	48.9
Grade 8				
Reading	45.2	59.5	41.5	53.4
Mathematics	48.7	55.9	38.5	44.7
Science	68.6	77.6	64.5	73.9

READY End-of-Course <i>Percentage of students' scores at or above grade level</i>	DCS College & Career Ready	DCS Grade Level Proficient	NC College & Career Ready	NC Grade Level Proficient
Math I	51.8	62.8	49.8	60.5
Biology	56.6	65.5	47.3	55.5
English II	50.9	60.7	49.6	58.8

Attendance Rate	Davie County Schools	North Carolina
2014-2015	95.31%	95.17%



Vision

Davie County Schools will be the national model in creating educational excellence through innovative and personalized experiences.

Mission

Davie County Schools will spark curiosity and passion for learning, promote individual excellence and challenge students to accept personal responsibility as citizens in a diverse community. The school district will create safe, world class learning environments, facilitated by highly effective faculty and staff. The district will invite collaboration through intentional partnerships with the community and beyond, opening the doors to a global perspective.

Values and Beliefs

Respect

We will treat everyone with kindness, compassion, empathy and sensitivity and will practice civility in our interactions.

Dedication and Commitment

A passion for success and perseverance leads to success. We will take ownership and responsibility for our actions and be self-disciplined.

Teamwork, Collaboration and Relationships

Working together for the common good requires individuals to harmonize their contributions and work towards a common vision.

Integrity

We will conduct ourselves in an honest, respectful and transparent manner in everything.

High Expectations

We shall seek excellence in all our endeavors. We will strive to meet the highest expectations of our community within the parameters of our mission. We shall do our best without compromise. We will provide the highest level of instruction to our students.

PROGRESS

Technology

5,873 devices in district
480 new devices purchased
1:0.91 devices to student ratio, grades K - 5
1:0.57 devices to student ratio, grades 6 - 12



STEM Initiatives

STEM Center: The STEM Center at Davie County High School has grown to encompass all four grade levels of students 9th-12th. The class of 2016 represented the first graduating class of the STEM Center, with a 99 percent graduation rate. With almost 500 STEM students and 22 STEM teachers in 2015-16, the Center continued working toward the vision of developing “a community of adventurous and purposeful thinkers meeting challenges with confidence.” In the process, students benefited from having a common instructional framework across core STEM courses, Lunch & Learn sessions and STEMinars with professionals in the community, and enrichment field trips. Out of 118 seniors in the first class of STEM graduates, 25 completed the STEM Distinction Graduate Portfolio. The staff also challenged themselves through a rigorous application and assessment process, and the STEM Center earned recognition as a STEM School of Distinction, one of only seven schools in the state achieving this recognition in 2016. In addition, with a teacher leadership model as best practice, the STEM Center was recognized as a Teacher Powered School from Teacher Powered Schools Initiative.

STEM Pipeline: Davie County Schools, in collaboration with Wake Forest Baptist Medical Center, developed a STEM pipeline for rising 7th grade students in order to increase interest and performance in STEM related studies leading into high school biology. Through a Davie Community Foundation grant, STEM Pipeline Summer Camp students engaged in two problem based learning activities: investigating two different forensic cases and designing/constructing model cars powered by electric motor using direct current from a solar cell. Practicing 21st Century Skills such as collaboration, communication, and critical thinking, students worked together to respond to complex questions, problems, or challenges, and they created high-quality products and digital media presentations. The camp was attended by 28 students representing all three middle schools and 4 junior counselors from the 2014-15 cohort.

Robotics: Davie County Schools held its 6th Annual Robotics Competition, with a total of 153 students from 9 schools (6 elementary and 3 middle) participating in competition or club teams. This year's elementary school theme was a throwback to the Mocksville Logistics Challenge. The elementary schools started the year with a skills challenge in November and a preview of the logistics challenge in February. The three Davie County middle schools competed in a brand new event. Teams engineered and built their EV3 robots to collect golf balls and return them to their assigned bin. Teams competed simultaneously on a three-dimensional table, avoiding obstacles and other teams to collect the most balls for the win. This competition incorporated remote control and the sumo wrestling aspect from the previous challenges this year. The three middle schools also participated in the Sumo, Dragster and Tug-of-War series in December and February.

SERVICE

Transportation

69 school buses, **15** activity buses
Approximately 680,000 miles traveled annually
95% efficiency rating

Child Nutrition

336,149 breakfasts served annually
626,313 lunches served annually
8,922 breakfasts served, 2015 Summer Feeding Program
17,510 lunches served, 2015 Summer Feeding Program
99.83% Average Sanitation Score

Community Volunteers

Beginning in 2013-14, Davie County Schools started using the App Garden Volunteer Tracker system. This system helps streamline processing volunteer applications. Once volunteers are approved in the Volunteer Tracker, they only need to update their profile as needed. In addition, volunteers are able to log their time anywhere they have internet access. Perhaps most importantly, we are now able to easily communicate volunteer opportunities with our volunteers. This year, we had **2,000+** volunteers, which averages **over 40,000** hours per year, **100** school partners and **67** district-wide partners.

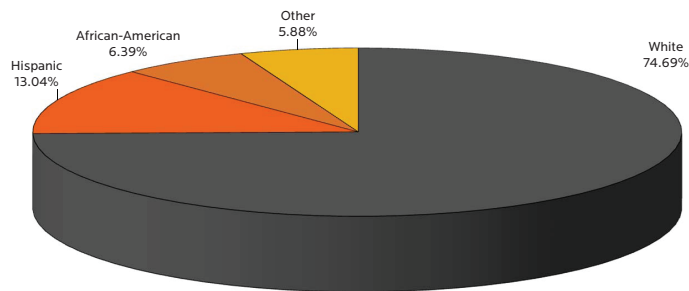
SERVICE

Federal Title I Funds

Title I funds help provide additional services to the following schools:

Cooleemee Elementary, Cornatzer Elementary, Mocksville Elementary, Pinebrook Elementary, William R. Davie Elementary, Central Davie Academy

Student Ethnicity



Enrollment

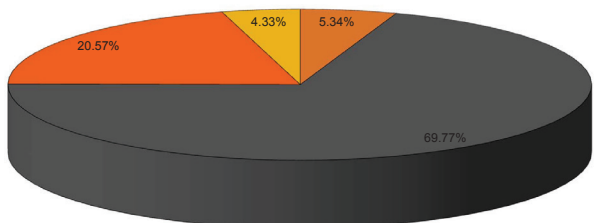
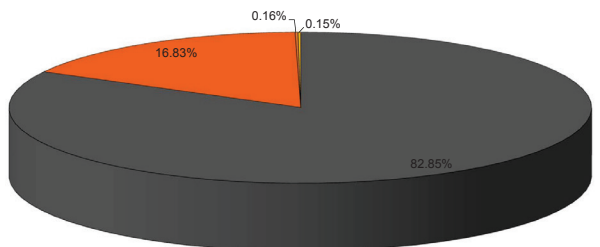
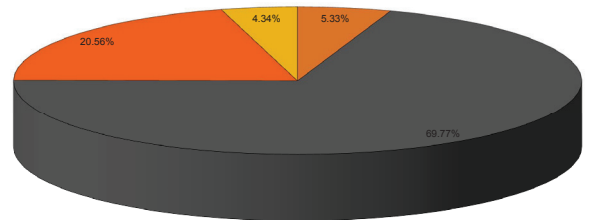
Cooleemee Elementary	474
Cornatzer Elementary	358
Mocksville Elementary	591
Pinebrook Elementary	504
Shady Grove Elementary	541
William R. Davie Elementary	383
North Davie Middle	453
South Davie Middle	559
William Ellis Middle	494
Central Davie Academy	23
Davie County High	1677
Davie County Early College High	153
Enrolled Students as of 06/09/16	6,210

FINANCE

Expenditures	Amount Spent
Federal	\$2,717,403
State	\$35,553,630
Local	\$10,479,178
Other Revenues	\$2,210,863
Total	\$50,961,074

Use of Funds	
Instructional Services	\$42,223,772
System-Wide Support Services	\$8,579,033
Ancillary Services	\$79,716
Non-Programmed Charges	\$78,553
Total	\$50,961,074

Per Pupil Expenditures	
Average Daily Membership	6,265
Federal	\$434
State	\$5,675
Local	\$1,673
Other Revenue	\$352
Total	\$8,134



The Davie County Schools'
2013-2017 Strategic Plan
can be viewed from our website:

www.davie.k12.nc.us

About Us
Strategic Plan

To stay up-to-date with news about Davie County Schools,
consider joining our ***School Matters*** distribution list.
Sign up for this electronic news source by
visiting the homepage of the Davie County Schools' website.

The School Board meetings are aired the week following the meeting
at 10:00 a.m. and 7:00 p.m. on Tuesday and Saturday on
Yadtel IP TV Channel 25 and Time Warner Cable Channel 6.
The meetings run for two weeks.

Davie County Schools | 220 Cherry Street | Mocksville, NC 27028 | 336-751-5921 | **www.davie.k12.nc.us**



Davie County Schools does not discriminate against any person on the basis of race, color, national origin, sex, religion, disability, or age in its activities and programs, including employment policies and practices.