

Executive Summary: West Bloomfield School Use Survey Results

Respondents to the survey: The survey was completed by 530 stakeholders. Half of the respondents were from the northern part of the school district and 65% of the responses were from parents/guardians. District employees (teachers and other staff) represented 26% of the respondents. Community members represented about 17% of respondents. There was only one student who took the survey

Efficiency, consolidation and closure sentiment: Three-quarters of respondents thought the school district should be more efficient and the same percentage thought central administration and other programs should consolidate, but only a quarter thought an elementary school should close.

Pre-school location preference: There was a preference for retaining pre-schools at neighborhood schools with 75% agreeing with that scenario. But about half also supported the idea of moving some pre-school programs to a centralized location while keeping some at neighborhood schools. About a third agreed that moving pre-school programs to a central location was a concept they supported.

Most supported scenario for closure: Closing Roosevelt was most supported by 39%; Closing Scotch was most supported by 28% and taking no action was most supported by 27%.

Least supported scenario for closure: There was a tie for the least supported scenarios with 41% least supporting closure of Scotch and another 41% least supporting closing Roosevelt.

Summary of findings: The above findings may seem contradictory, but when taken together and examined in additional detail by which stakeholder roles and which areas of the district the responses came from the results make more sense.

Closing Roosevelt was favored most often regardless of residence location. But those living in the southern part of WBSD preferred it at a higher rate than those living outside the district boundaries or living in the northern part of the district.

Those residing in the southern half of the district least support closing Scotch. Those in the northern part of the district or who live outside district boundaries least support closing Roosevelt.

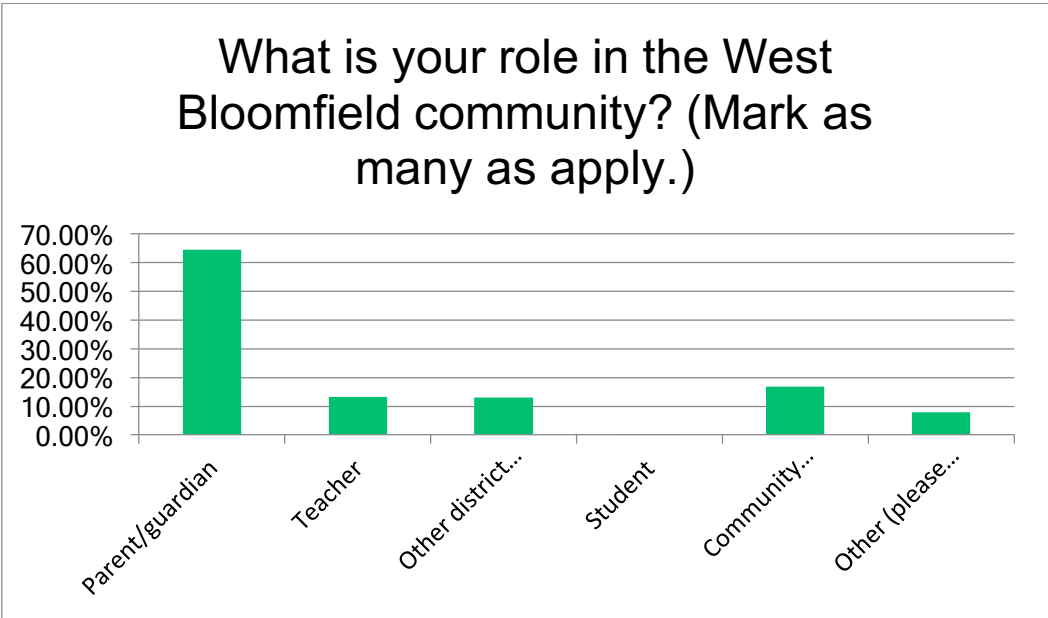
Only about a quarter of respondents *most support* taking no action. This suggests that most respondents see that some action is prudent.

West Bloomfield School Use Online Survey Summary Report

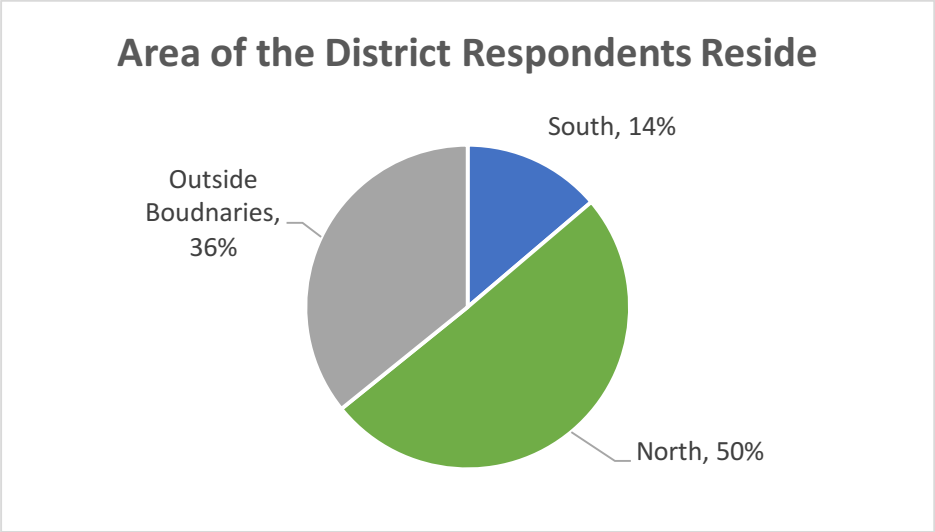
Introduction/Background: The West Bloomfield School District (WBSD) community members were surveyed on the issue of possible elementary school consolidation. The survey was conducted during the latter part of November and early December of 2020. First the Task Force was asked to complete the survey, then a session with faculty and staff and two sessions with parents and community were held. At these sessions, Shannon Bingham a demographer from Western Demographics, Inc. (WDI) presented data and explained possible elementary school consolidation options. At the end of each informational session, participants were asked to complete the online survey. In addition to conducting the survey as part of these sessions, a link to the survey was available on the WBSD website. Over 500 responses were received (N=530). The survey was conducted and analyzed by WDI staff. This report summarizes the results of the survey. (Appendix A provides the exact wording of the questions used.)

ONLINE SURVEY FINDINGS

About the Respondents: Responses were collected from a variety of stakeholders. Some of those stakeholders represented multiple roles. For example, a teacher may also be a parent. More responses were from parents than any other group (65% of all responses). Community members without children currently in school provided 17% of all responses. Teachers provided 13% of responses while other district employees provided an additional 13%. 17% of responses were received from those marking “other.” And only one student participated in the survey. The graph below shows details of the response rates by stakeholder group. *(Totals on the graph do not sum to 100% because respondents could mark as any roles as were applicable.)*

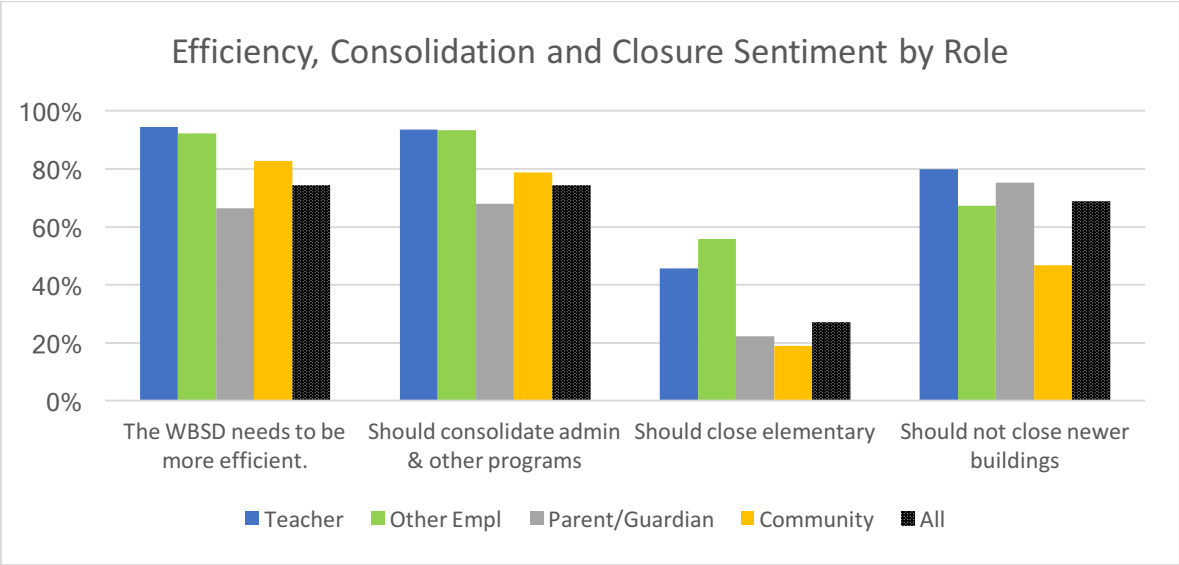


The largest portion of the respondents were from the northern half of the district (50%). The next highest percentage of respondents was from outside the WBSD boundaries (36%). And the smallest portion of respondents was from the southern half of the district (14%).

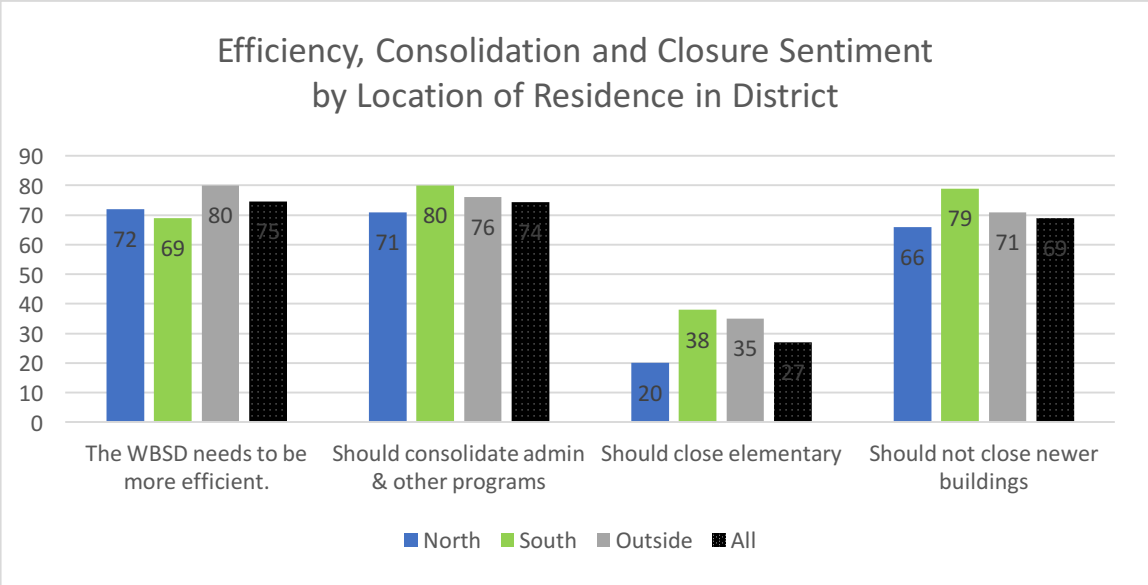


Analysis of Stakeholder Responses about Efficiency, Consolidation and Closure: There were four questions posed on the survey regarding general sentiment associated with the district’s efficiency and whether consolidation and or closure made sense.

The tables below show the percent of those who shared an opinion on these issues. The results are broken down by stakeholder group. The first table graphs the results by role in the community and the second by location of residence.



Regardless of role, there was broad agreement that the district needs to be more efficient with 75% of all respondents agreeing or strongly agreeing with this statement. The majority also agreed that administration and other programs should be consolidated (74%) and that newer buildings should not be closed (69%). However, only slightly more than a quarter of all respondents agreed that an elementary school should be closed (27%). Teachers and employees were more likely to agree with these items than other groups.

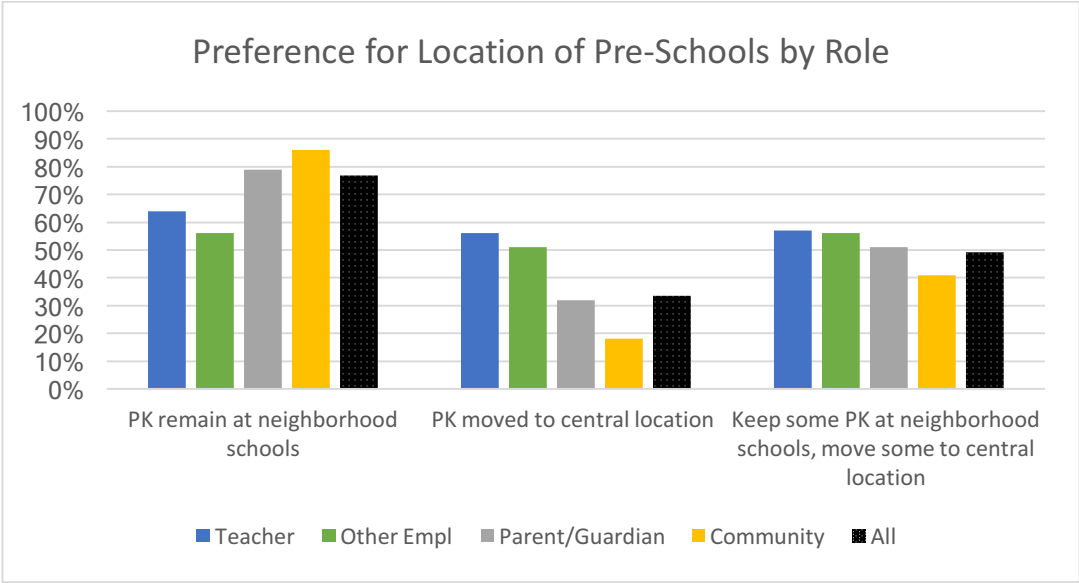


Regardless of location of primary residence, stakeholders largely agree the district needs to be more efficient, should consolidate administration and other programs and should not close newer buildings. They also have low levels of support for closing an elementary school regardless of location of their residence. Those in the northern part of the district have the lowest level of support for closing an elementary school (20%). While those in the northern area of the district and those who live outside district boundaries have a higher level of support for closing an elementary (38% and 35% respectively), all groups show low levels of support for this concept.

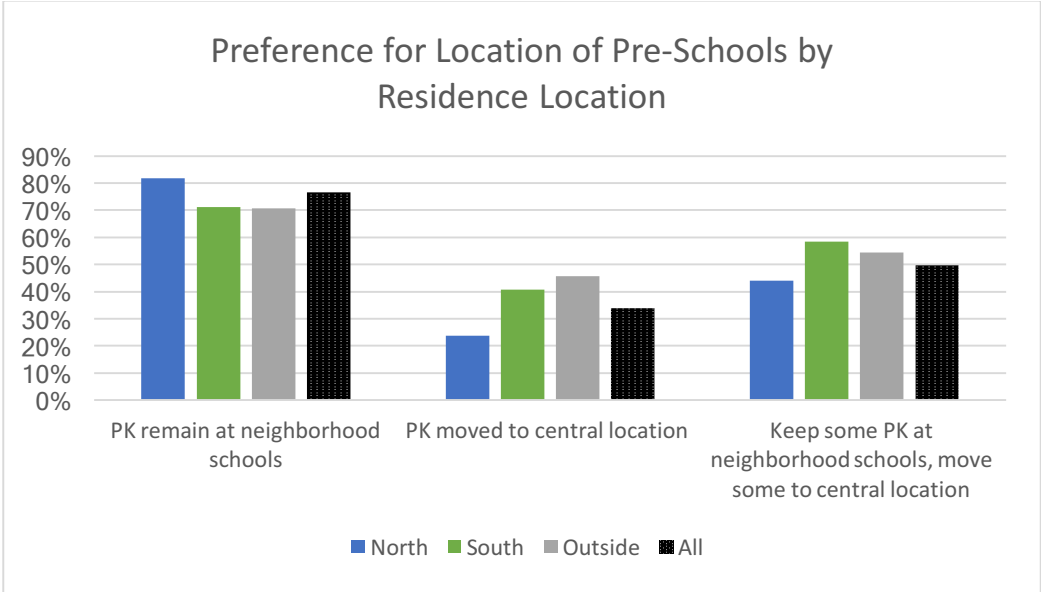
Analysis of Stakeholder Responses about Pre-School: Stakeholders were also asked to reflect on the location of pre-school programs. Three scenarios for pre-school were provided. Respondents noted the extent to which they agreed or disagreed with each of the options. Strongly agree and agree options were combined to show preference for each option. The results are presented by role in the community and by location of residence.

More than half of the teachers and the staff supported each of the scenarios. While parents/guardians and community members preferred to keep the PK programs at neighborhood schools (79% and 86% respectively). Half of parents and guardians (51%) supported the hybrid of moving some PK to a central location and keeping some at elementary schools. While 41% of the community members supported the hybrid option. About a third of

parents/guardians (32%) and 18% of community members supported moving PK to a central location.



Regardless of location of residence the majority of respondents supported keeping PK at neighborhood schools and had low levels of support for moving PK to a central location. Although those whose residence was outside district boundaries had a higher level of support (46%) for centralizing PK programs compared to 24% of those who lived in the northern part of the district and 41% of those who lived in the southern part of the district.

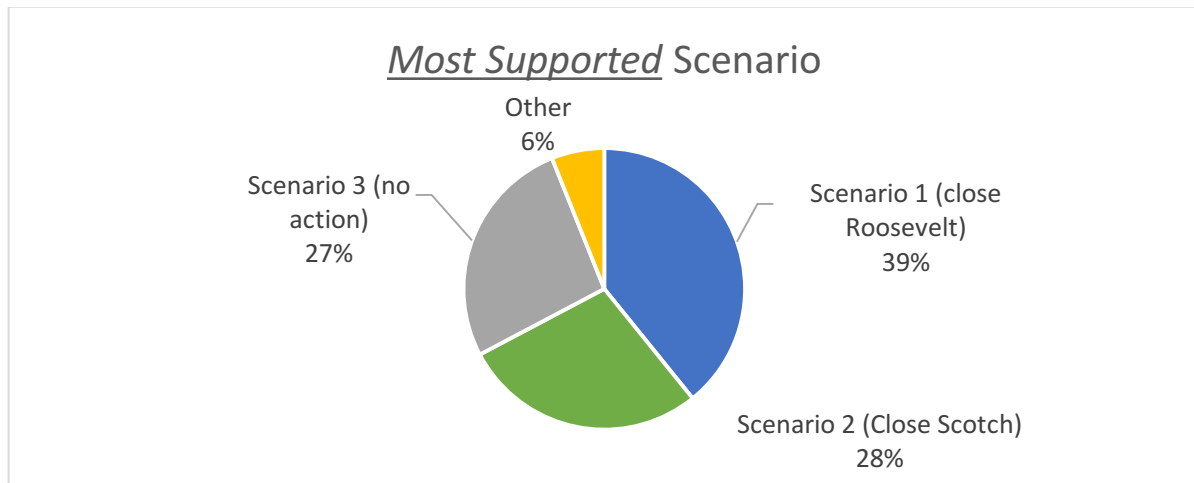


Scenarios: Stakeholders were asked to indicate which of three options for school consolidation they favored the most and which option they supported the least.

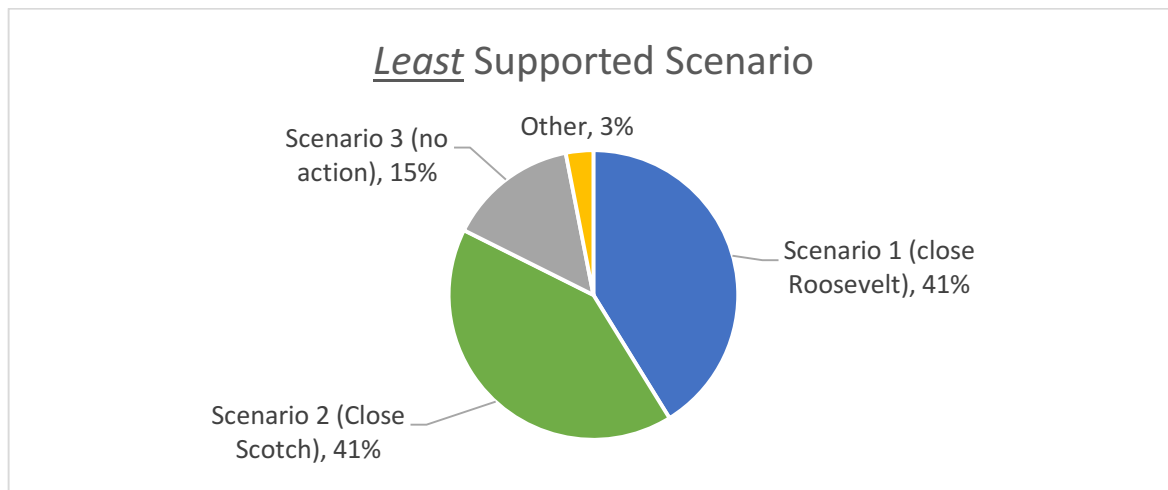
The scenarios were as follows:

<p>Scenario 1: Roosevelt: closes Gretchko: PK-2 Scotch: PK & 3-5 Doherty: PK-2 Sheiko: PK & 3-5</p>	<p>Scenario 2: Roosevelt: PK & 3-5 Gretchko: PK-2 Scotch: closes Doherty: PK-2 Sheiko: PK & 3-5</p>	<p>Scenario 3: Take No Action.</p>
---	---	--

In addition to noting one of the options above, respondents could mark other and give some additional thoughts. See the Appendix B for the responses received as “other.” Scenario 1 that included closing Roosevelt and consolidating the students (and staff) from that school into others was most supported with 39% of the respondents selecting it. In aggregate, closing a school (either Roosevelt or Scotch) was favored by the majority with 67% supporting one or the other. Only 27% most support no action.

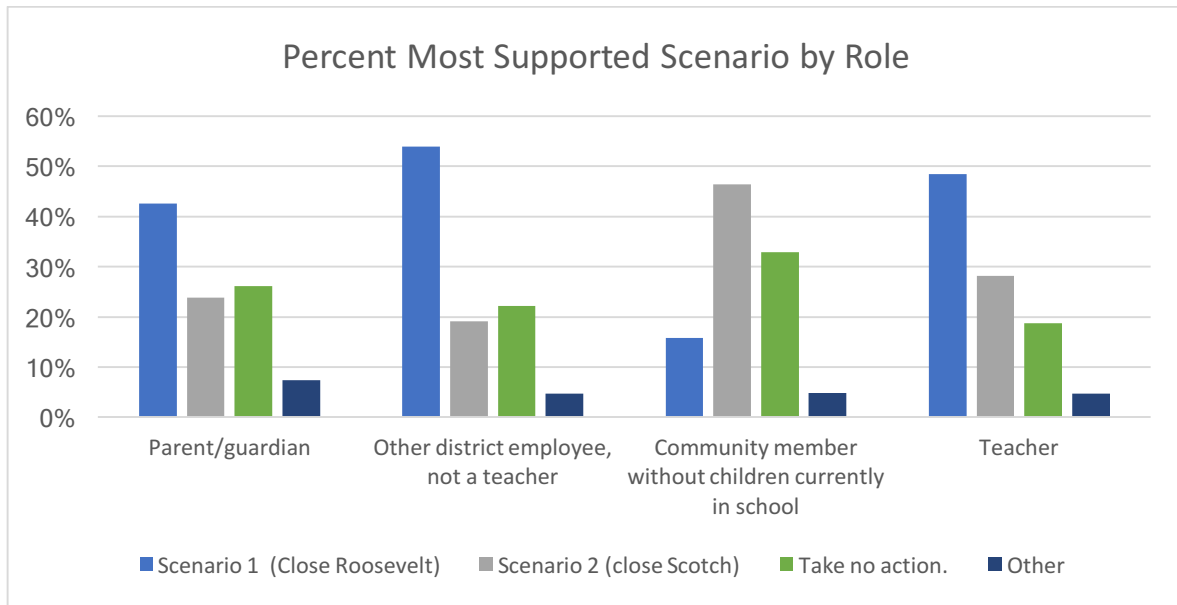


Tied for least supported were Scenarios 1 and 2 (closure of Roosevelt and closure of Scotch.)

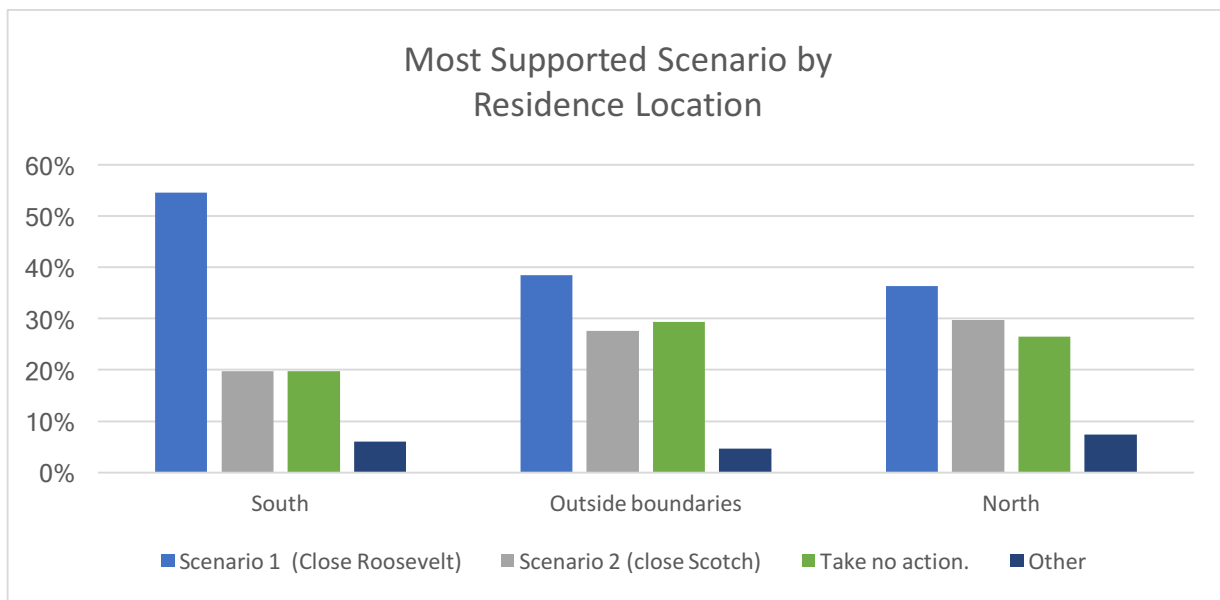


Most Supported Scenarios by Role and Residence Location

The graphs that follow show how responses to support varied based on role in the community and residence location.



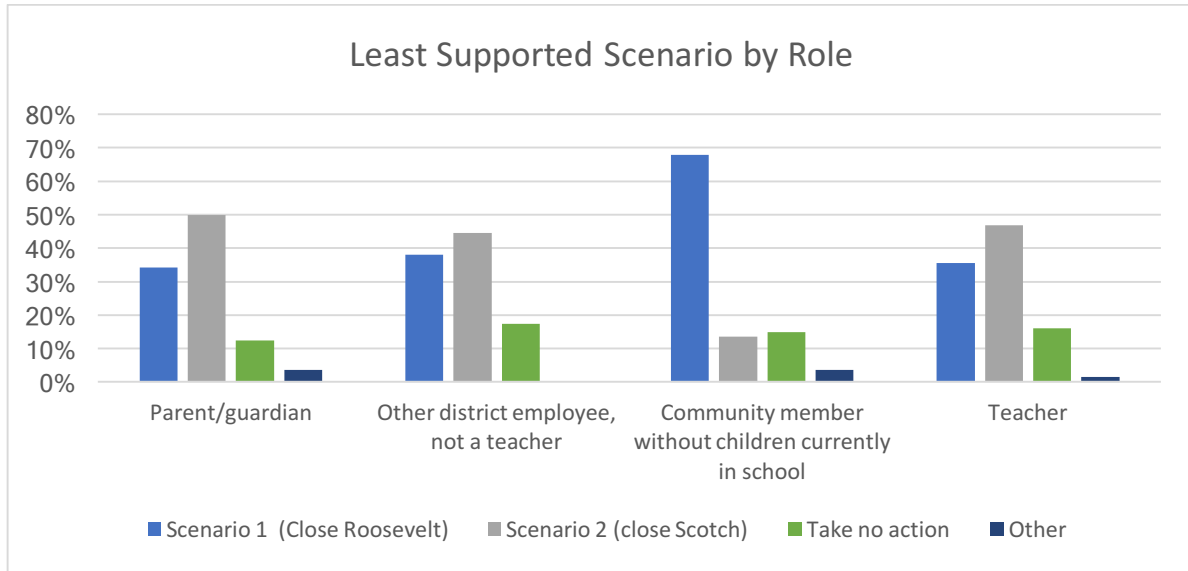
As displayed above, all stakeholder roles except community members preferred Scenario 1. Community members preferred Scenario 2.



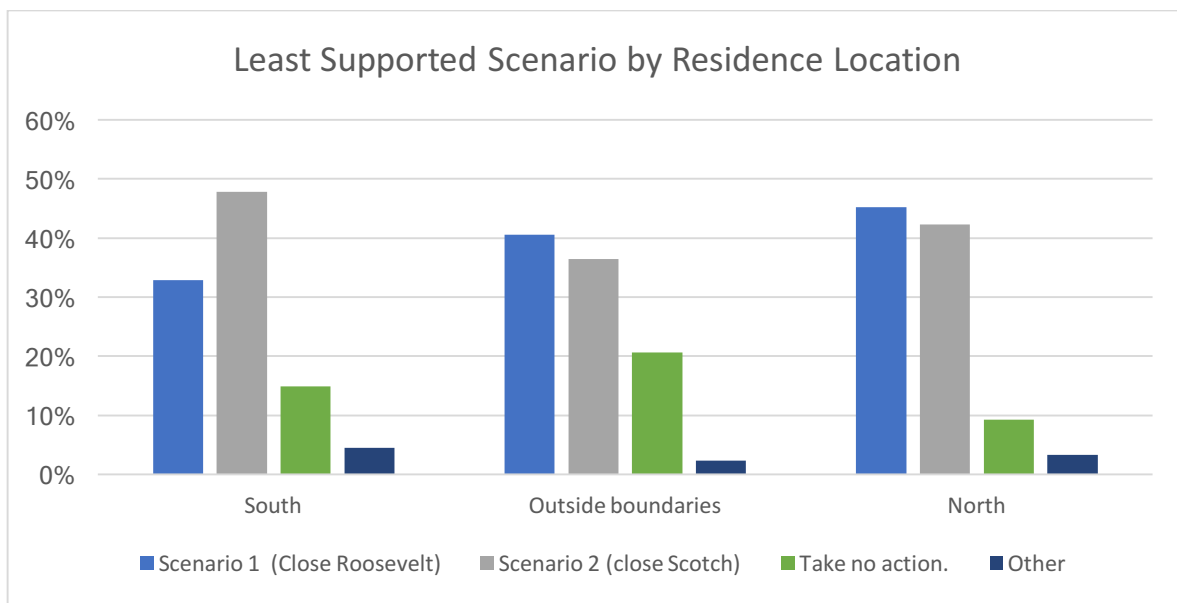
Scenario 1 was favored most often regardless of residence location. But those living in the southern part of WBSD preferred it at a higher rate than those living outside the district boundaries or living in the northern part of the district.

Least Supported Scenarios by Role and Residence Location

The graphs that follow display how responses to which scenario is least supported varied based on role in the community and residence location.



All stakeholder roles except community members least support closing Scotch. Community members least support closing Roosevelt.



Those residing in the southern half of the district least support closing Scotch. Those in the northern part of the district or who live outside district boundaries least support closing Roosevelt.