

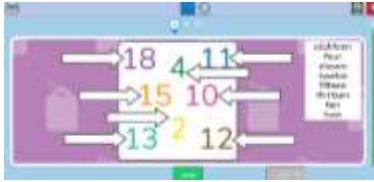







Pound Hill Infant Academy Remote Learning Grid:

| Day | 0945-1000 | 1010-1030 | 1100-11.20 | 11.20-1140 | 1-2pm |
|-----|---|---|--|---|---|
| M | <p>Phonics – learning a new sound Learning challenge – I will know and recognise the 'r' sound.</p> <p>This week we are going to be looking at some new sounds – today we are going to think about the 'r' sound. Have a go at saying the sound and see how many times you can spot it in the books that you are reading. Can you spot it in any other words that are around your house or outside on your local walk?</p> <p>Remember:</p> <ul style="list-style-type: none"> - Make sure that you are saying the sound correctly. - Think of a way to record the different places that you saw the 'r' sound. - Remember to use the letter sound rather than the letter names. - If you have a go at writing the sound have a go at writing the lower case letter. | <p>Maths – All about number 14.</p> <p>The blue penguin is so excited that he has taught the other penguins all about number 11, 12 and 13. The blue penguin now wants to be an expert at all numbers however the blue penguin is unsure what number comes next. Can you count and find one more than 13? Well done! Its 14. Go on a number 14 hunt around your house or in your garden. Have a look at 'all about number 14' PowerPoint. https://www.poundhillinfantacademy.org.uk/teaching-and-learning/remote-learning/reception-resources Can you create a poster of all the different ways to represent number 14?</p> <p>Learning challenge - I can recognise number 14 and use practical resources to represent the number in different ways. I will also record and represent number 14 in different ways.</p> <p>Remember:</p> <ul style="list-style-type: none"> - Think about what the '1' and '4' represent in a teen number (1 ten and 4 ones, e.g. 10+4=14). - Carefully count whilst drawing and representing number 14. <p>Click on the link to watch the number 14 number blocks episode:</p> | <p>Literacy:</p> <p>Watch the next video (lesson 1) https://www.poundhillinfantacademy.org.uk/teaching-and-learning/remote-learning/reception-resources on the Blue Penguin – someone new has spotted him in Antarctica. What do you think will happen next? Have a go at writing down your idea – using the sounds you can hear. Then draw a picture to match your idea.</p> <p>Learning challenge: Using your sounds, write your sentence down first.</p> <p>Remember:</p> <ul style="list-style-type: none"> - To think about your idea first. - Then break it down into words and then have a go at writing each word. - Read back your work to remind yourself of the idea. - Then draw your picture to match. | <p>STORYTIME – reading or listening to a story https://www.booktrust.org.uk/books-and-reading/have-some-fun/storybooks-and-games/. This website has interactive books to read online as well as videos of stories being read aloud.</p> | <p>Art – Arctic colours Learning challenge – To make a colour lighter by adding a small amount of white each time.</p> <p>Blue Penguin loves living in Antarctica even though it is cold. He sees lots of the colours blue and white and wants to have a go at mixing them together. Start off with dark blue (or another dark colour that you have) and add a little bit of white. Paint a small part of your paper. Add a little bit more white and see what happens. Keep adding a little bit of white and then painting on your paper – what do you notice is happening to the paint?</p> <p>Remember:</p> <ul style="list-style-type: none"> - Only add a small amount of white at a time - Remember to clean your brush each time you want to use a different colour  |
| T | <p>Reading Learning challenge – to say the sounds and read the words in your books</p> <p>Log into bug club and read a story with a grown up.</p> <p>Remember: To talk about what happened in the story and what you think might happen next to develop understanding and speaking and listening skills.</p> | <p>Maths - Can you recognise the numbers?</p> <p>Log into Purple mash and have a go at identifying the numbers. With a grown up, have a go at matching the number words to the correct numeral. https://www.purplemash.com/#app/pup/maths_activities_Y1_read_write_numbers</p> <p>Learning challenge – I can recognise numbers between 1-20. I can match the number words with adult support.</p> <p>Remember:</p> <ul style="list-style-type: none"> - If you find this activity a little tricky, you can create numberline to help you identify the number. | <p>Literacy –</p> <p>Using purple mash, have a go at using the mashcam to turn yourself into an Elf! https://www.purplemash.com/#app/mashcam/elf_cam</p> <p>It is a busy time of the year for the Elves – what do you think they might be saying?</p> <p>Have you got an Elf in your house? What might he be saying – draw a speech bubble and think about what he would say if he could talk.</p> <p>Learning challenge – use the sounds that you know to think of a short caption for the Elf.</p> | <p>STORYTIME – reading or listening to a story https://www.booktrust.org.uk/books-and-reading/have-some-fun/storybooks-and-games/. This website has interactive books to read online as well as videos of stories being read aloud.</p> | <p>Art – Designing a new house Learning challenge – To design and create a new house for the Blue Penguin</p> <p>Blue Penguin loves living in Antarctica even though it is cold. He would love a new house to live in. Have a go at designing the Blue Penguin a new house and then using something in your house to create it</p> <p>Remember:</p> <ul style="list-style-type: none"> - Create a plan/drawing first with your ideas about what you want the Penguins house to look like. |
| | Morning physical activity - http://jumpstartjonny.co.uk/ | Free time | Free time | LUNCH BREAK | Physical Activity |

Pound Hill Infant Academy Remote Learning Grid:

| | | | | | |
|----|---|---|---|--|--|
| | <p>Have a go at spotting the sounds that we have learnt at school. Have a go at reading the words – say the sound and read the word.</p>  | <p>- Think about what two numbers make that number, e.g. number 12, 10 and 2 make 12.</p>  | <p>Remember:</p> <ul style="list-style-type: none"> - To think about your idea first. - Then break it down into words and then have a go at writing each word. - Read back your work to remind yourself of your sentence. | | <p>- Think about what you would like to use to build this e.g junk modelling, lego</p> <p>- Will you just use one thing to build your house or will you combine different mediums together?</p>   |
| W | <p>Phonics – Word building Learning challenge – to build words that include the new ‘r’ sound we have learn this week.</p> <p>Have a go at building some of the words below. Remember to ask a grown up to say the word very slowly so that you can hear all the sounds in the words. You could use your own sound cards to build the word or have a go at writing down the sounds that you can hear.</p> <p>Words to choose from: red, rag, rib, rip, rod</p> <p>Remember:</p> <ul style="list-style-type: none"> - Make sure that you are saying the sounds correctly. - Make sure that you say the sounds and read the word after you have built it - If you have a go at writing the sounds make sure that they are the right way round. | <p>Maths – All about number 15.</p> <p>Hide the number 15 in the house, ask your child to go on a number hunt. Do they know what the number is? Can they guess how many tens and ones this number has using their knowledge from the previous maths sessions? Have a look at the ‘All about number 15’ powerpoint. https://www.poundhillinfantacademy.org.uk/teaching-and-learning/reception-resources</p> <p>Have a go at drawing/painting a picture to represent number 15 in different ways.</p> <p>Learning challenge – I can recognise number 15 and use practical resources to represent the number in different ways. I will also record and represent number 15 in different ways.</p> <p>Remember:</p> <ul style="list-style-type: none"> - Think carefully about how you can represent the number in different ways. - To carefully count when drawing/painting. | <p>Literacy:</p> <p>Thinking back to our story now, watch the next video (lesson 3) https://www.poundhillinfantacademy.org.uk/teaching-and-learning/reception-resources installment to see what happens next.</p> <p>Blue Penguin has a big decision to make – <i>should he leave with the White Whale who he has been waiting for, or should he stay with his group of penguins?</i> Have a discussion about <i>what you think blue penguin should do and why?</i></p> <p>Leaning challenges – When you have thought about your reasons, can you have a go at writing down your idea.</p> <p>Remember:</p> <ul style="list-style-type: none"> - To think about your idea first. - Then break it down into words and then have a go at writing each word. - Read back your work to remind yourself of the idea. | | <p>Learning challenge – To think about if the Blue Penguin would like to live in a hot place.</p> <p>Talk to someone in your house about whether you think the Blue penguin would like to live in a hot place? Talk about why you think he would or would not like to live in a hot place. <i>Do all animals like to live in the same place?</i></p> <p>Remember:</p> <ul style="list-style-type: none"> - Make sure you clearly talk about your ideas - Think about whether all animals would like to live in the same place - Why is a cold place the best place for the penguin? |
| Th | <p>Phonics – Learning a new sound Learning challenge – To recognise the ‘l’ sound and spot it in books and the environment</p> <p>This week we are going to be looking at some new sounds – today we are going to think about the ‘l’ sound. Have a go at saying the sound and see how many times you an spot it in the books that you are reading. Can you</p> | <p>Maths – All about number 16.</p> <p>Look at the PowerPoint ‘all about number 16.’ https://www.poundhillinfantacademy.org.uk/teaching-and-learning/reception-resourcesUse various materials to make a number 16 poster. This could be counting 16 different sticks, drawing 16 snowflakes, drawing 16 penguins, drawing 16 ice cubes or write</p> | <p>Literacy: Handwriting –</p> <p>Have a go at practicing writing all of the different sounds that you know. Remember, the sounds we have learnt so far are: m, a, s, i, t, n, o, p, b, c, g, h, d, f, v, e</p> <p>Learning challenge – To form all letters correctly.</p> | | <p>Art/Computing: creating a winter picture Learning challenge – To create a winter picture and to think of some words to describe your picture.</p> <p>Blue Penguin loves being in the cold. In Winter it can be very cold outside. Have a think about what you might see in the Winter and what the weather might be like.</p> |

Pound Hill Infant Academy Remote Learning Grid:

| | | | | | |
|---|--|---|--|--|---|
| | <p>spot it in any other words that are around your house or outside on your local walk?</p> <p>Remember:</p> <ul style="list-style-type: none"> - Make sure that you are saying the sound correctly. - Think of a way to record the different places that you saw the 'l' sound. - Remember to use the letter sound rather than the letter names. <p>If you have a go at writing the sound have a go at writing the lower case letter.</p> | <p>number sentences to find two numbers that make 16.</p> <p>Learning challenge – I can recognise number 16 and use practical resources to represent the number in different ways. I will also record and represent number 16 in different ways.</p> <p>Remember:</p> <ul style="list-style-type: none"> - You can use any materials to represent number 16. - Carefully count when drawing/painting/sticking.  | <p>Remember:</p> <ul style="list-style-type: none"> - Start in the right place when forming your letters - Make sure your letters are the right way round. <p>Use the handwriting videos from previous weeks to help you to remember the writing technique.</p> | | <p>Using the link log on to purple mash and have a go at creating a 'winter' picture. https://www.purplemash.com/#app/pap/nature/winter When you have drawn your picture can you think of some words to describe your picture?</p> <p>Remember</p> <ul style="list-style-type: none"> - Always make sure a grown up knows what you are doing on the computer - Think about the colours and shapes you would use in your picture - Have a go at recording the words you have used to describe your picture  |
| F | <p>Phonics – Word building Learning challenge – to build words that include the new 'l' sound we have learn this week. Have a go at building some of the words below. Remember to ask a grown up to say the word very slowly so that you can hear all the sounds in the words. You could use your own sound cards to build the word or have a go at writing down the sounds that you can hear.</p> <p>Words to choose from: leg, lip, let, lid, log,</p> <p>Remember:</p> <ul style="list-style-type: none"> - Make sure that you are saying the sounds correctly. - Make sure that you say the sounds and read the word after you have built it - If you have a go at writing the sounds make sure that they are the right way round. | <p>Maths – Number game Help Teddy carefully count the correct number of presents, begin with counting to 10. Then challenge yourself to count up to 15 presents. https://www.topmarks.co.uk/learning-to-count/teddy-numbers</p> <p>Learning challenge – I can recognise numbers to 15 and carefully count the correct number of objects to represent this number.</p> <p>Remember:</p> <ul style="list-style-type: none"> - Carefully count the presents to match the number. - Create a number line to 20 to help you identify teen numbers if you are finding it a little tricky. | <p>Literacy – Watch the final video (lesson 5) https://www.poundhillinfantacademy.org.uk/teaching-and-learning/remote-learning/reception-resources about the Blue Penguin. He has decided to stay with the penguins and the whale has continued on his journey. The penguins have really been enjoying singing together but could you think of something different for them to do?</p> <p>https://www.purplemash.com/#app/tools/2pubextra/specialdelivery</p> <p>Learning challenge – To write a postcard to blue penguin to tell him what other activities they could do together.</p> <p>Remember –</p> <ul style="list-style-type: none"> - To think about your idea first. | | <p>TIME TO SHINE – Please share your creations and activities via your year group Twitter page. </p> <p>Please remember that you can follow us at : https://twitter.com/PHInfants</p> <p>You can also follow our Reception Twitter page @PHReception</p> |

Pound Hill Infant Academy Remote Learning Grid:

| | | | | | | | | | |
|--|--|--|--|--|---|--|--|--|--|
| | | | |  | <ul style="list-style-type: none"> - Then break it down into words and then have a go at writing each word. - Read back your work to remind yourself of the idea. - Then draw your picture to match. | | | | |
|--|--|--|--|--|---|--|--|--|--|

If you need a reminder of log in information for any of the sites mentioned below please do not hesitate to email – office@phiacademy.org.uk

Instructions on how to get to mini mash:

1. Log into Purple Mash
2. Click on Mini Mash
3. It should take your straight to Mini Mash, but if another screen comes up press 'Enter Mini Mash'.