









Day	0945-1000	1010-1030	1100-11.20	11.20-1140	1-1.30pm	1.30pm 2.30pm	Physical Activity
M	<p>Phonics: Link to Video 1 https://www.poundhillinfantacademy.org.uk/teaching-and-learning/remote-learning/year-one-resources</p> <p>Term 4 week 6 Today we are going to be using sound swap.</p> <p>We are going to say the say the sound read the word and identify the sound we need to swap.</p> <p>bee→ beep→ beet→ teep</p>	<p>Maths - Learning Objectives To be able to compare numbers using objects and pictorial representations, and use the language of: equal to, more than, less than (fewer), most, least.</p> <p>Success Criteria I can compare numbers using the vocabulary more than, less than and equal to.</p> <p>Follow the Power point link below. https://academiescentral-my.sharepoint.com/:p:/g/personal/n_nalawade_phiacademy_org_uk/ETkfN3VGvOJNjVUUYEG_sY4BI-cDwt5_l-jYDk5PQ2Rjxw?e=QRqGXk</p> <p></p> <p>Click on the link below and log into your 'Purple Mash' account. https://www.purplemash.com/app/games/wtr_COMPARE_20</p>	<p>English - Link to Nutcracker Powerpoint Week 5 https://www.poundhillinfantacademy.org.uk/teaching-and-learning/remote-learning/year-one-resources</p> <p>Learning Objective To identify words linked to good and bad characters.</p> <p>Success Criteria Include a capital letter and question mark Describe what you can see Describe how it makes you feel Think, write read</p> <p>Read up to slide 9 of the Nutcracker-T</p> <p>The Nutcracker triumphantly claimed the Mouse King's crown in victory. Look at both characters, these are good and bad characters. The Nutcracker is a traditional tale. In traditional tales there are good and bad characters.</p> <p>Can think of any good and bad characters from other traditional tales? E.G – Three little pigs, Big Bad Wolf, Cinderella, Wicked Step Mother. Billy Goats Gruff, Troll</p> <p>Can you create a list of good and bad characters? Then challenge yourself to see how many different good and bad character words you can create.</p>	<p>English - Link to Nutcracker Powerpoint Week 5 https://www.poundhillinfantacademy.org.uk/teaching-and-learning/remote-learning/year-one-resources</p> <p>Learning Objective To identify words linked to good and bad characters.</p> <p>Success Criteria Include a capital letter and question mark Describe what you can see Describe how it makes you feel Think, write read</p> <p>Read up to slide 9 of the Nutcracker-T</p> <p>The Nutcracker triumphantly claimed the Mouse King's crown in victory. Look at both characters, these are good and bad characters. The Nutcracker is a traditional tale. In traditional tales there are good and bad characters.</p> <p>Can think of any good and bad characters from other traditional tales? E.G – Three little pigs, Big Bad Wolf, Cinderella, Wicked Step Mother. Billy Goats Gruff, Troll</p> <p>Can you create a list of good and bad characters? Then challenge yourself to see how many different good and bad character words you can create.</p>	<p>Reading via Bug Club or your allocated reading book(s).</p> <p> https://www.activelearnprimary.co.uk/login?c=0</p> <p>STORYTIME – reading or listening to a story https://www.booktrust.org.uk/books-and-reading/have-some-fun/storybooks-and-games/. This website has interactive books to read online as well as videos of stories being read aloud.</p>	<p>Computing – Learning Challenge: To use common use of IT to learn more about the seasons.</p> <p>This week we want you to explore the Science area of Purple Mash. Log in using your Log in & password (this is stuck into the inside cover of your Reading Journal). Then click on 'Science' </p> <p>Next click on 'Seasons': </p> <p>Finally click on: 'Activities and Quizzes' to find out more about the seasons and test your knowledge to see how good you are.</p> <p>What new information have you found out? Have you been able to use this information to improve your score when answering some of the quiz questions about Seasons? Can you use this information to make an animation about 'Changing Seasons' in 2Animate?</p> <p>Remember: Don't forget to 'Enter a file name' before you save your 'Changing Seasons' animations or any other</p>	<p>Learning Challenge: To complete a static balance on one leg.</p> <p>This week we're going to practice completing different static balances on one leg. To start, practice balancing on one leg for 10 seconds and then the other leg. Can you do this without putting your other foot on the floor? Which leg is easier to balance on?</p> <p>Next, can you manage 5 mini squats, whilst still balancing on only one leg? Have you managed to do this without toppling over?</p> <p>Finally, can you manage to go back to the first task, but increase the length of time you can remain balanced on one leg for? How long is your balancing record?</p> <p>Remember: Focus your eyes on one thing on your wall as you balance. This should help you to stop toppling over.</p>






[illegible]

			<div></div> <div>Click on the link below and log into your 'Purple Mash' account.</div> <div>https://www.purplemash.com/#app/games/2diy/ordering_numbers_EYFS</div>	<div></div>			<div>Remember: Tempo is how fast or slow a piece of music is. Dynamics is how loud or quiet a piece of music is. Rhythm is the same as the syllables in a word or words.</div>	
W	<div>Phonics: Link to Phonics powerpoint Term 2 week 6 https://www.poundhillinfantacademy.org.uk/teaching-and-learning/remote-learning/year-one-resources</div> <div>Today we are going to complete a sentence dictation, revising the <ae> sound. Can a member of your family read the sentence and then you write it?</div>	<div>Maths: <u>Learning Objective</u> To be able to count, recognise and order numbers to twenty.</div> <div><u>Success Criteria</u> I can order given numbers correctly using numbers 11-20</div> <div>Follow the Power point link below. https://academiescentral-my.sharepoint.com/:p:/g/personal/n_nalawade_phiacademy_org_uk/ER5FJwAO89hOgu4Ya0uyo3ABXbHqDzEZepTcc99QWXDrQA?e=hAe5oC</div>	<div>English – Link to Nutcracker Powerpoint with audio https://www.poundhillinfantacademy.org.uk/teaching-and-learning/remote-learning/year-one-resources</div> <div><u>Learning Objective</u> To use our imagination to explore ideas.</div> <div><u>Success Criteria</u> Think of your sentence Write your sentence Read your sentence Include adjectives Include capital letters and full stops</div> <div>Continue reading the Nutcracker up to- slide 9. The land of sweets was a magical place filled with.... Try to imagine what the land of sweets looks like. Discuss how the use of adjectives</div>	<div>Reading via Bug Club or your allocated reading book(s).</div> <div> Bug Club https://www.activelearnprimary.co.uk/login?c=0</div>	<div></div> <div>Learning Challenges: To be able to talk about how many seasons there are in a year. To make predictions, make observations and make conclusions.</div> <div>This week we want you to investigate the question scientifically : Can you tell what season it is by looking at the trees outside?</div>			


		<p>Remember to say your sounds as you write the word.</p> <p>The cake and steak fell off the tray and down the drain.</p>			<p>enables the reader to create a clearer picture in their heads. EG- <i>sweet smelling candy dripping in sticky icing onto delicate sugary mounds of marshmallows glistening in starry night sky.</i></p> <p>You now need to describe the Land of Sweets. Once completed, can you draw the description ensuring the description matches the picture?</p> <p>You then need to read your description and discuss what would make the descriptions even better.</p>			<p>Watch the powerpoint presentation below to hear more about the seasons and what to do: https://academiescentral.sharepoint.com/:p/s/PoundHillInfantAcademy/Ea1XEtdxZQBEr9Cxjduhl0MBXpOzH4jGWF2yueCuu3QO2Q?e=SRUZh0</p> <p>Remember: In science investigations we make predictions by thinking about what we know already, make observations about what is actually happening and make conclusions about what we understand about what we observed.</p>	
--	--	---	--	--	---	--	--	---	--



Year 1 Remote Learning Grid: Term 2 - Week 6 Please email completed work to year1@phiacademy.org.uk

Th		<p>Phonics: Link to Video 3 Term 2 week 6 https://www.poundhillinfantacademy.org.uk/teaching-and-learning/remote-learning/year-one-resources</p> <p>Today we are going to be using sound swap.</p> <p>We are going to say the sound read the word and identify the sound we need to swap.</p> <p>creak→ peak→ pean→ peaf</p>		<p>Maths: Learning Objective To order 3 numbers from the greatest to the smallest. Success Criteria To compare the tens and ones in numbers before ordering. To understand the ordinal numbers.</p> <p>Follow the Power point link below.</p> <p>https://academiescentral-my.sharepoint.com/:p/g/personal/n_nalawade_phiacademy_org_uk/Eezq65dd0RJOr8dgBP-UH8MBHOPjZUtKTFBpRXtii1P5hw?e=cxQgNI</p>		<p>English – Link to Nutcracker Powerpoint with audio https://www.poundhillinfantacademy.org.uk/teaching-and-learning/remote-learning/year-one-resources</p> <p>Learning Objective To write interesting character descriptions.</p> <p>Success Criteria Think, write, read Capital letters and full stops Describe a range of dancing sweets Include adjectives.</p> <p>Read the story up to- What could come after candy canes? Slide 14. Then play the sugar plum candy music https://www.youtube.com/watch?v=iBuZDwBrSH8</p> <p>Imagine what would come after the candy canes. Can you describe the different dancing sweets that could dance next. EG- Delightful spinning pear drops, twirling and swirling through the breeze. Now describe a range of dancing sweets inclusive of adjectives and adverbs. Once completed draw your characters.</p> 		<p>Reading via Bug Club or your allocated reading book(s).</p>  <p>Bug Club https://www.activelearnprimary.co.uk/login?c=0</p>	<p>RE – Gifts from the heart Learning Challenge: To express my ideas and opinions in response to a story.</p>  <p>We have been thinking about 'Gifts from the heart', gifts that don't cost anything, that we would give to friends and members of our family. This week we want you to use Purple Mash to make a special Christmas card that contains a 'Gift from the heart'.</p> <p>Log in & password (stuck onto the inside cover of your Reading Journal). Then click on Topics:  Next, select 'Celebrations & Faith'</p> <p>Then select 'Christianity'  and click on the Christmas Card link. Design and make your card, using the box that says 'Place your message here' to write the person you're giving your gift to and a message that lets them know what your gift is. Don't forget to 'Enter a file name' before you save your Christmas card that contains 'a gift from the heart'.</p> <p>Remember – 'A gift from the heart' is a gift that only costs you time and effort and no money at all e.g. making your bed everyday for a week or</p>
----	--	--	--	---	--	---	--	--	--

[illegible]

		<p>Then write down the <ae> sounds you have identified and write them in a silly sentence</p> <p>Remember to say the sounds and read the word as you write them.</p>			<p>order of the story? Now use a story map to recall the key features of the story in the correct order. Remember to recall the beginning, middle and end of the story.</p> 					
--	--	--	--	--	--	--	--	--	--	--