




Day	0945-1000	1010-1030	1100-11.20	11.20-1140	1-1.30pm	1.30pm 2.30pm
M	<p>Phonics Learning challenge: To recognise the '00' (b00k) grapheme in reading and be able to write it correctly.</p> <p>Here are the words: book, cook, hook, wood.</p> <p>Look at the video that shows you how to play the .word building. game then use it with today's words.</p> <p>Spellings</p> <p>To practice your spellings this week, please have a go at playing these games. Encourage your child to say the word in a sentence verbally, or to write the word into a sentence.</p>	<p>Maths</p> <p>To be able to share a given number into equal groups to solve a problem and use a jotting to show understanding.</p> <p>Remember to...</p> <ul style="list-style-type: none"> -Share fairly, taking it in turns to share -Make each group equal <p>Please see powerpoint on our Academy website entitled: Maths Monday 7th December https://www.poundhillinfantacademy.org.uk/teaching-and-learning/remote-learning/year-two-resources</p> <p>My Maths</p> <p>Use your log in details provided in your yellow reading log to log on to MyMaths for some activities to support</p> <p>Log in to MyMaths and follow the link to ...</p> 	<p>English Learning challenge:</p> <p>To be able to write the beginning to a story.</p> <p>Success criteria:</p> <p>I can talk about how the Fox has changed from the beginning of the story up to now.</p> <p>I can use story language to write the opening of the story.</p> <p>I can start each new sentence with a capital letter and finish it with a full stop.</p> <p>See the PowerPoint on our Academy website entitled 'Monday 7th December story writing The Fox and the Star'</p> <p>https://www.poundhillinfantacademy.org.uk/teaching-and-learning/remote-learning/year-two-resources</p> <p>To view the full story please see PowerPoint on the Academy website entitled 'The Fox and the Star'.</p> <p>https://www.poundhillinfantacademy.org.uk/teaching-and-learning/remote-learning/year-two-resources</p>	<p>STORYTIME – reading or listening to a story</p> <p>https://www.booktrust.org.uk/books-and-reading/have-some-fun/storybooks-and-games/. This website has interactive books to read online as well as videos of stories being read aloud.</p> <p>Bug Club</p> <p>To access books online, please log on to Bug Club.</p> <p>Your class teacher will have allocated books for your child. Linked to these books are comprehension questions to support your child's understanding of the texts they have read.</p> <p>https://www.activelearnprimary.co.uk/login?c=0</p> 	<p>PE Learning challenge:</p> <p>To be able to order instructions, movements and skills.</p> <p>To be able to explain why someone is working or performing well.</p> <p>With help, I can recognise similarities and differences in performance.</p> <p>Task</p> <p>Can you have a go at creating these balances at home?</p>  <p>Remember to:</p> <ul style="list-style-type: none"> -Straighten your legs as you perform the balance. -look ahead to help you to balance. -point your toes as you balance. 	<p>Handwriting Learning challenge:</p> <p>To be able to form the letters wh, oh</p> <p>Refer to the video on our Academy website entitled 'handwriting formation of wh, oh'</p> <p>https://academiescentral-my.sharepoint.com/personal/n_chamberlain_phiacademy_org_uk/Documents/Microsoft%20Teams%20Chat%20Files/video-20201129-180142-2d12bc7e.mov</p> <p>Remember to:</p> <p>Make sure your descenders are in between the black lines</p>
T	<p>Phonics Learning challenge: To recognise the 'oo' (b00k) & 'u'</p>	<p>Maths Learning Challenge: To be able to solve problems involving division, using materials, mental methods and division facts, including problems in contexts.</p>	<p>English – Learning challenge:</p> <p>To continue to write a story</p> <p>Success Criteria</p>	<p>Art Learning challenge:</p> <p>To be able to weave using an over/under technique.</p> <p>Remember to:</p>	<p>Handwriting- Learning challenge:</p> <p>To be able to form the letters wh, oh</p>	

Morning physical activity - <http://jumpstartjonny.co.uk/>

Free time

Free time

LUNCH BREAK

Physical Activity

graphemes (letters)

See if you can have a go at changing **one sound different spellings word puzzles** and then have a go at building these words on your own. Write each sound on pieces of paper to build the words. Make sure that if it is a digraph (two letters that make one sound, for example 'll' that these sounds stay together)
OO – wood, brook, look
U – bull, bush, full
 Make 2 lists the 'oo' & 'u' graphemes and write each word in the correct list.

Prefix game

Click on the link to play a game with prefixes

[Prefix Big Brown Bear](#)

What is a prefix?

Prefixes are a group of letters that change the meaning of a word when they

Remember to...

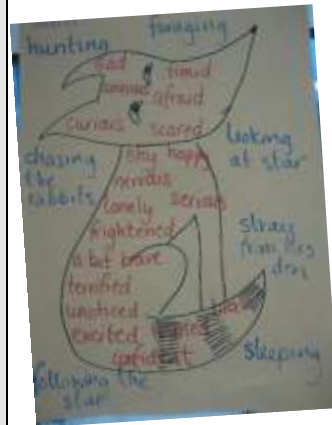
- Share equally a given number to solve a problem.
- Draw a jotting to help you.
- Check your work

Please see PowerPoint on our Academy website entitled: Maths Tuesday 8th December
<https://www.poundhillinfantacademy.org.uk/teaching-and-learning/remote-learning/year-two-resources>

- I can read what I have written so far and refer back to the story.
- I can use the pictures from the story to recall what has happened next.
- I can talk about what happens next and use story language in my descriptions.

See the PowerPoint on our Academy website entitled 'Tuesday 8th December story writing the Fox and the Star'.

<https://www.poundhillinfantacademy.org.uk/teaching-and-learning/remote-learning/year-two-resources>



Carefully weave into the holes alternating the over and under technique.

See the Academy website for the PowerPoint entitled: Art – weaving Tuesday 8th December



Refer to the video on our website entitled 'handwriting formation of wh, oh'.

https://academiescentral-my.sharepoint.com/personal/n_chamberlain_phiacademy.org_uk/Documents/Microsoft%20Teams%20Chat%20Files/video-20201129-180142-2d12bc7e.mov

Remember to:

Make sure your descenders are in between the black lines.

are added to the start.
Most prefixes mean a similar thing when they're added to different words.

un usually means not. For example, unhappy, unlocked, unfair

Click on this link to find out more about what they are and where they can be found in words:

[What are prefixes? - BBC Bitesize](#)

Phonics

Learning

Challenge To recognise the 'oo', 'u' & 'oul' graphemes (letters)

See if you can have a go at changing **one sound different spellings word puzzles** and then have a go at building these words on your own. Write each sound on pieces of paper to build the words.

oo – book, look
u – put, pull
oul – could, would, should.

Now have a go at building these

Maths:

Learning Challenge: To be able to make a specific number of equal groups to solve a problem-grouping.

Remember to...

-Make each group equal
-Count carefully in your 2's/ 5's and 10's.

Please see PowerPoint on our Academy website entitled: Maths Wednesday 9th December
<https://www.poundhillinfantacademy.org.uk/teaching-and-learning/remote-learning/year-two-resources>

English –

Learning challenge:

To write the middle of the story.

Success Criteria:

I can say what has happened so far in the story.
I can use my story map to help me to retell the next part of the story.
I can remember to use a capital letter, full stop and finger spaces in each part of the story.

Refer to the PowerPoint on our Academy website entitled '**Wednesday 9th December story writing the Fox and the Star**'.

<https://www.poundhillinfantacademy.org.uk/teaching-and-learning/remote-learning/year-two-resources>

Science

Lesson objective:

To be able to explore different lunch box foods and begin to look at the nutritional labelling

To be able to discuss and research what is meant by a balanced meal and food types.

Task:

Can you design a lunch box showing foods from different food groups?

Have a go at creating a lunch box interactively. Think carefully about what types of food you are choosing.

[Lunch Box Maker](#) | [Free Kids Games](#) | [Freddy Fit Kids Health and Fitness](#)

Handwriting:

Learning challenge:




To be able to form the letters of, if

Please see formation below



Remember to:

Make sure your descenders are in between the black lines.

	<p>words on your own.</p> <p>Add these to the lists from yesterday with the '00' & 'u' graphemes and write each word in the correct list. Make a new list for the 'oul' words.</p> <p>Now read these polysyllabic words and add them to the correct grapheme list.</p> <p>00 – textbook, crooked u – pudding, pulling oul – revise, could, should, would</p>						
Th	<p>Phonics</p> <p>Learning challenge: To revise the '00', 'u', 'oul' graphemes (letters) To practice reading and writing words with the '00', 'u', 'oul' graphemes read the story Who's Afraid of Red Riding Hood?.</p>	<p>Maths:</p> <p>Learning Challenge: To be able to solve problems involving division, using materials, mental methods and division facts, including problems in contexts</p> <p>Remember to... -Make equal groups from a given number to find how many groups you need in order to solve the problem.</p> <p>Please see PowerPoint on our Academy website entitled: Maths Thursday 10th December</p> <p>My Maths</p> <p>Use your log in details provided in your yellow reading log to log on to MyMaths for some</p>	<p>English</p> <p>Learning challenge: To reflect on the story. To begin to write the ending of the story.</p> <p>Remember to : -I can read through what I have written so far. -I can use my story map and PowerPoint to help me to write the story. -I can use a capital letter, finger space and full stop at the end of every sentence. -I can use adjectives, and conjunctions to lengthen the sentences that I write.</p> <p>Please see PowerPoint on our website entitled 'Thursday 10th December story writing The Fox and the Star'.</p> <p>https://www.poundhillinfant</p>		<p>My Maths</p> <p>Use your log in details provided in your yellow reading log to log on to MyMaths for some activities to support your child with our unit on multiplication and division.</p> 	<p>Handwriting- Learning challenge: To be able to form the letters of, if</p> <p>Please see formation below</p>  <p>Remember to:</p>	

activities to support your child with our unit on multiplication and division.



[academy.org.uk/teaching-and-learning/remote-learning/year-two-resources](https://www.phiacademy.org.uk/teaching-and-learning/remote-learning/year-two-resources)

Bug Club

To access books online, please log on to Bug Club.
Your class teacher will have allocated books for your child. Linked to these books are comprehension questions to support your child's understanding of the texts they have read.

<https://www.activelearnprimary.co.uk/login?c=0>



Make sure your descenders are in between the black lines.

F

Phonics Learning Challenge- To practice the '00', 'u', 'oul' graphemes (letters) through dictation.

Today we are going complete a **sentence dictation**

Ask a member of your family to play the sentence slowly whilst you write it down

Click the link below:

Maths -
To be able to solve multiplication and division word problems using apparatus or a jotting to show understanding.

Remember to
-Draw your groups carefully.
-Share equally between your groups.
-Check your answer.
-Use magic fingers or apparatus to support you.

Please see PowerPoint on our school website entitled: Maths Friday 11th December

English: Grammar Learning challenge:
To use the prefix 'un'

Success Criteria

- I can use the prefix 'un' at the beginning of a root word to change its meaning.
- I can say the sounds to read a word.
- I know that a prefix is used to change the meaning of a root word.

What is a prefix?

What Are Prefixes?

- A **prefix** is a group of letters we add to the **front** of a word.
- Prefixes **change the meaning** or **purpose** of the word, e.g

un + kind = unkind

Music-Rhythm and Pulse

To continue to build an understanding of the pulse & internalise it when listening to a piece of music.

To begin to describe a piece of music using a developing understanding of the interrelated musical dimensions (I can describe a piece of music using musical language).

To play instruments using the correct techniques with respect

Log on to Purple Mash Go to '2sequence'

Computing -- Learning challenge:

To identify the purpose of writing a blog.

To identify the features of successful blog writing.

Remember to: understand how a blog can be used as an informative text.

understand the key features of a blog.

Please refer to the powerpoint on our website entitled **'Friday computing lesson 1 Blogs'**.

Remember to say your sounds as you write them and read the word.

See PowerPoint on our school website entitled 'Prefix 'Un'

<https://www.poundhillinfantacademy.org.uk/teaching-and-learning/remote-learning/year-two-resources>

Have a go at creating a rhythm, a pulse and a melody by using a range of instruments.



<https://www.poundhillinfantacademy.org.uk/teaching-and-learning/remote-learning/year-two-resources> - This link will enable you to access further powerpoints from throughout the week.