

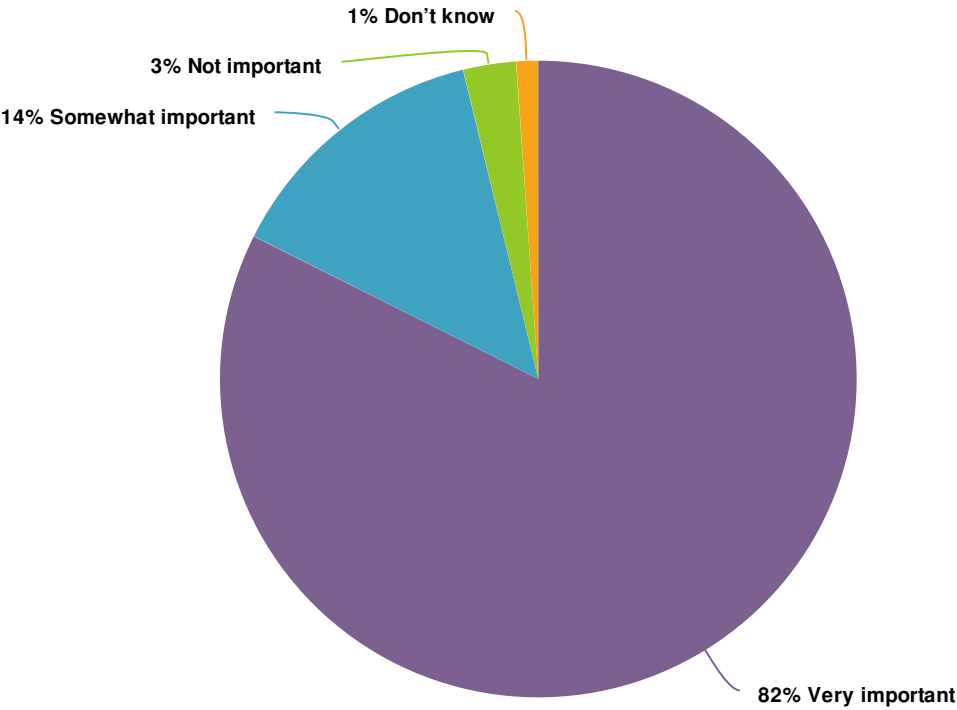
# Report for LWSD FAC - Project Recommendations

## Response Counts

Completion Rate:	100%	
Complete		 1,019

Totals: 1,019

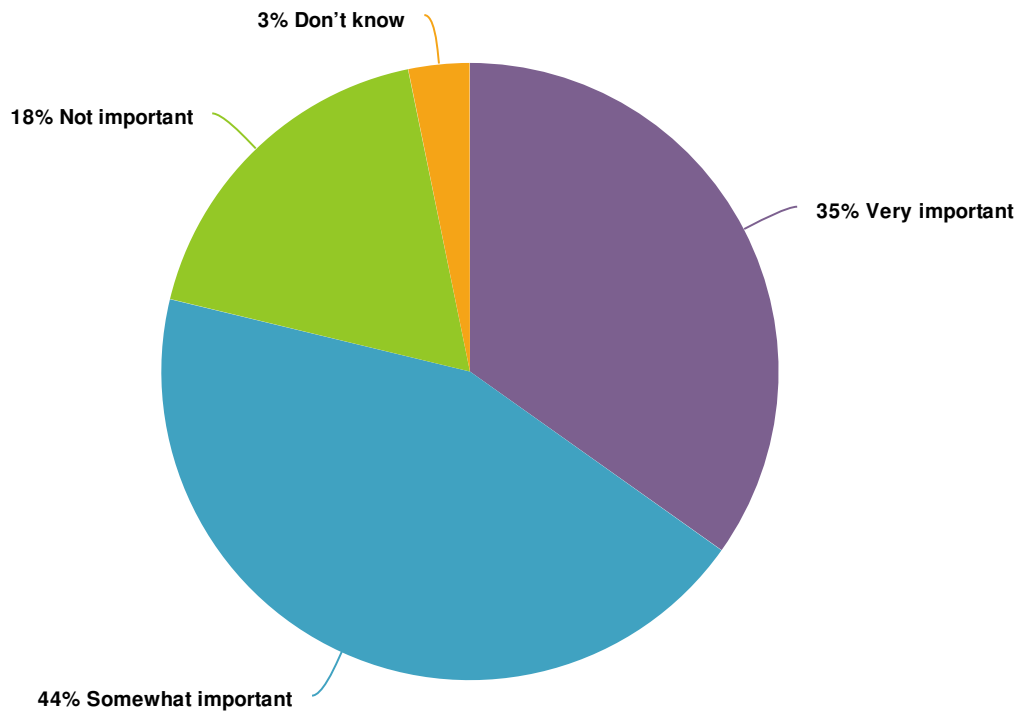
### 1. Priority 1 – Prioritize projects that address both capacity needs and aging schools



Value		Percent	Responses
Very important		82.4%	826
Somewhat important		13.8%	138
Not important		2.7%	27
Don't know		1.1%	11

Totals: 1,002

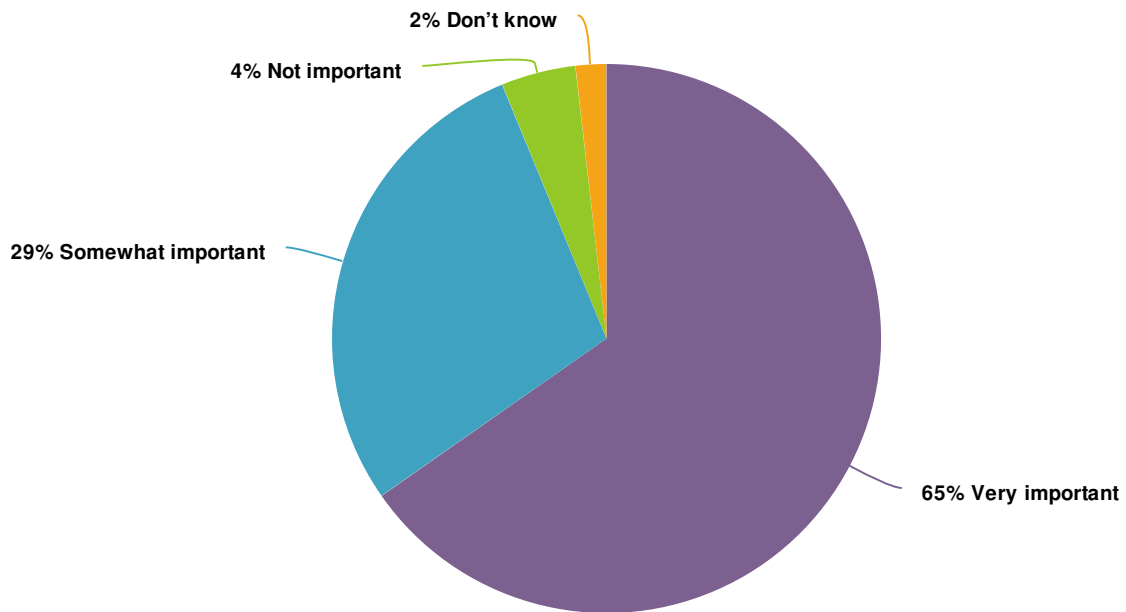
## 2. Priority 2 - Spread projects across the District's learning communities and across grades



Value		Percent	Responses
Very important		34.8%	346
Somewhat important		43.9%	436
Not important		18.0%	179
Don't know		3.2%	32

Totals: 993

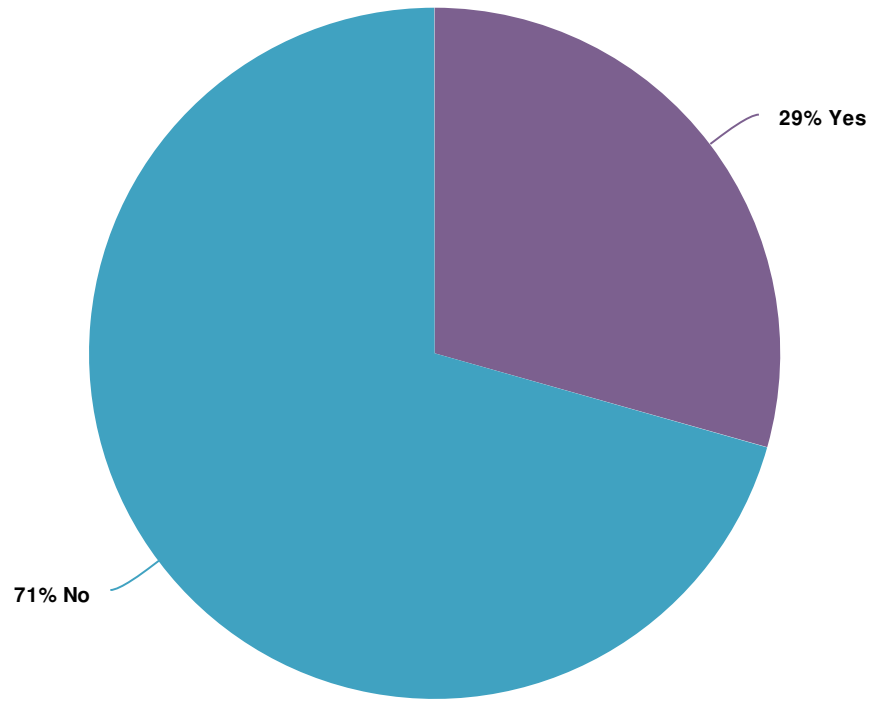
3. Priority 3 - Prioritize schools (with capacity issues) that can be enlarged and have available land that can be used more efficiently





Value	Percent	Responses
Very important	65.3%	649
Somewhat important	28.5%	283
Not important	4.4%	44
Don't know	1.8%	18

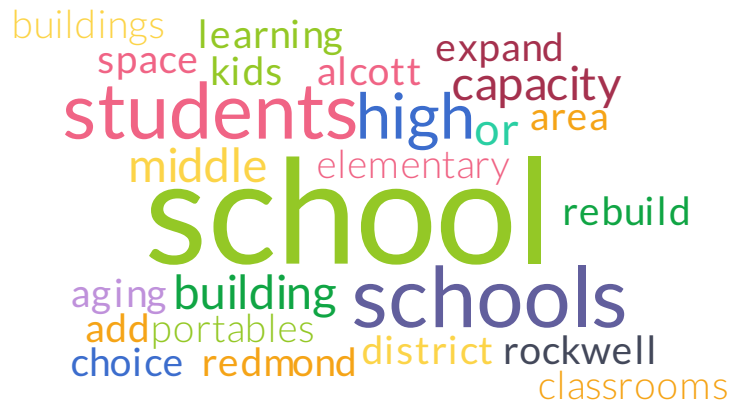
Totals: 994

4. Are there projects you would add to the list that would expand capacity or address an aging facility? If so, please share which one(s) and why. View table

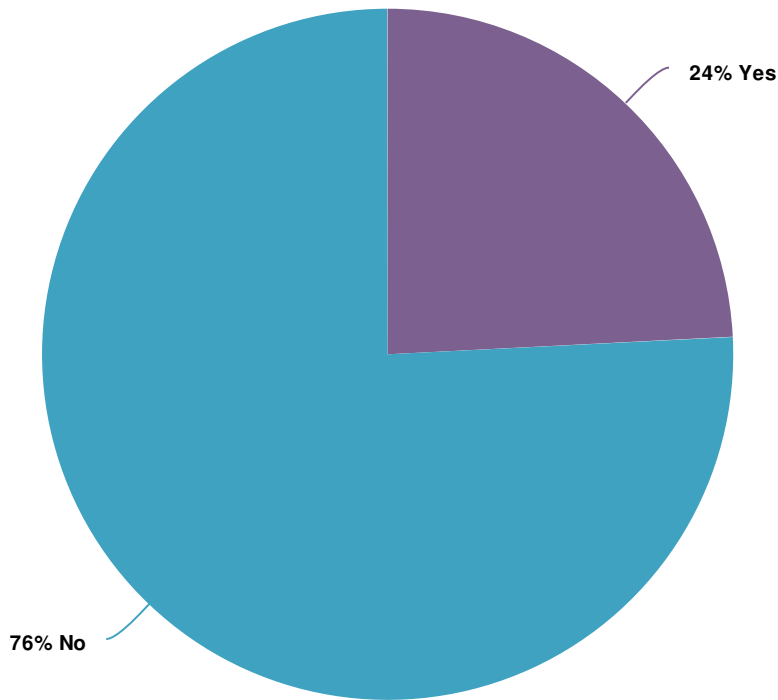


Value		Percent	Responses
Yes		29.4%	257
No		70.6%	618
			<b>Totals: 875</b>

5. Are there projects you would add to the list that would expand capacity or address an aging facility? If so, please share which one(s) and why. View table - comments



6. Are there any projects the committee recommended you would remove from the project list? If so, please share which one(s) and why. View table



Value	Percent	Responses
Yes	24.2%	208
No	75.8%	651

Totals: 859

7. Are there any projects the committee recommended you would remove from the project list? If so, please share which one(s) and why. View table - comments

