




Day	0945-1000	1010-1030	1100-11.20	11.20-1140	1-2
M	<p>Phonics - Learning challenge – to remember and say all the sounds that we have learnt so far.</p> <p>Can you make your own sound cards to show all the sounds that we have learnt so far: m,a,s,l,t,n,o,p,b,c,g,h,d,f,v,e</p> <p>Get a grown up to show you the cards and see how many you know in 1 minute. You could also hide them around your house and see if you can manage to find them all</p> <p>Remember:</p> <ul style="list-style-type: none"> - Make sure that you say the sound and not the letter name - If you are writing the sounds make sure that they are the correct way round. - Can you spot any sounds in your story books? 	<p>Maths – All about number 11</p> <p>This week we will be looking at a different number each day. Look at the powerpoint 'All about number 11'. Go on a number hunt in your house, where else would you spot the number 11? E.g. door number, on a bus, etc.</p> <p>Create a poster representing all the different ways of showing number 11. For example, you might draw 11 snowflakes, 11 penguins, some number sentences to show 11, e.g. $10+1=11$, drawing 10 and 1 numicon shape.</p> <p>Learning challenge – to recognise number 11 and represent number 11 in different ways.</p> <p>Watch the numberblocks episode of number 11: https://www.bbc.co.uk/iplayer/episode/m000266y/numberblocks-series-3-eleven</p> <p>Remember:</p> <ul style="list-style-type: none"> - Think about what numbers added together make 11, a common misconception includes children thinking 11 is made up of 1+1 rather than 10+1. 	<p>Literacy/speaking:</p> <p>Watch the video (Literacy Session One Monday) to find out about the new story book we will be looking at over the next few weeks.</p> <p>If you cannot access the video, can you have a think about all the things you know about penguins and where the penguins might live?</p> <p>Learning challenge: Can you write down some facts that you know about penguins?</p> <p>Remember:</p> <ul style="list-style-type: none"> - Think about what you want to write before you write it - Think of each word one at a time - Write the sounds that you can hear. 	<p>STORYTIME – reading or listening to a story https://www.booktrust.org.uk/books-and-reading/have-some-fun/storybooks-and-games/. This website has interactive books to read online as well as videos of stories being read aloud.</p>	<p>Computing/PE:</p> <p>Learning challenge – find out about penguins and think about how they move.</p> <p>We are going to start learning about 'the blue penguin' – with a grown up can you find some videos about penguins and talk about what you can see. How do the penguins move? Can you have a go at moving in the same way as penguins? Do they move in the same way as people?</p> <p>Remember:</p> <ul style="list-style-type: none"> - Always tell a grown up what you are doing on the computer - Think about what parts of the body will you use for your movements?  
T	<p>Reading Learning challenge – to say the sounds and read the words in your books</p> <p>Log into bug club and read a story with your grown up.</p> <p>Remember:</p> <p>To talk about what happened in the story and what you think might happen next to develop understanding and speaking and listening skills.</p>	<p>Maths - All about number 12</p> <p>The blue penguin needs to teach the other penguins all about the number 12. Can you create a poster to represent the number 12 in different ways? Look at the number 12 powerpoint, can you find the number 12 in your house?</p> <p>Learning challenge – To recognise number 12 and represent number 12 in different ways.</p>	<p>Literacy –</p> <p>Blue Penguin lives where it is very cold, if we went to visit him we would need some nice warm winter clothes. Can you have a go at drawing some of the clothes you might need to wear if you went there?</p> <p>Learning challenge – Can you add labels to the clothes? Think about what sounds you can hear.</p>	<p>STORYTIME – reading or listening to a story https://www.booktrust.org.uk/books-and-reading/have-some-fun/storybooks-and-games/. This website has interactive books to read online as well as videos of stories being read aloud.</p>	<p>Art – drawing a penguin Learning challenge – create a picture of a penguin using 'purple mash' https://www.purplemash.com/#app/pap/animals/penguin</p> <p>Have a go at drawing your very own picture of a penguin using 'purple mash'. You might want to look at some pictures of penguins first to</p>

Morning physical activity - <http://jumpstartjonny.co.uk/>

Free time



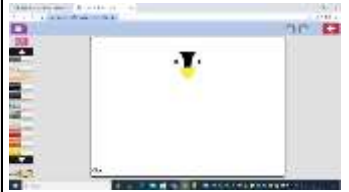

Free time

STORYTIME – reading or listening to a story





LUNCH BREAK

Physical Activity

Pound Hill Infant Academy Home Learning Guide:

	<p>Have a go at spotting the sounds that we have learnt at school. Have a go at reading the words – say the sound and read the word.</p> 	<p>Remember:</p> <ul style="list-style-type: none"> - To carefully count whilst you draw different things to represent the number 12. - Think about how many tens and ones make the number 12. 	<p>Remember:</p> <ul style="list-style-type: none"> - Think about what you want to write before you write it - Write the sounds that you can hear - Write your letters the right way round 	<p>think about what shapes you might need.</p> <p>Remember:</p> <ul style="list-style-type: none"> - Think about the colours and shapes you will need - You can change the colour and textures that you are using - Think about whether a penguin would be the same colour all over 
W	<p>Phonics - Learning challenge – To be able to use this week’s sounds to build words.</p> <p>Using the sound cards that you have made can you use the cards to word build some words. Remember to say each sound as you move it and then say the sounds to read the word</p> <p>Words: vet, fed, hop, met, dad, dog, cat, bed, pig, gap</p> <p>Remember:</p> <ul style="list-style-type: none"> - Make sure that you say the sound and not the letter name - If you are writing the sounds make sure that they are the correct way round. - Can you spot any sounds in your story books? 	<p>Maths – Can you find the number? Have a go at playing the game ‘Blast off’. Listen carefully to hear the number you have to find and select the correct rocket. The game can be accessed on this link: https://www.topmarks.co.uk/learning-to-count/blast-off Alternatively it can be accessed on your phone or tablet using this QR code:</p>  <p>Learning challenge – Can you identify and recognise numbers from 10-20?</p> <p>Remember:</p> <ul style="list-style-type: none"> - Listen carefully to the number that you have to find. - Think about how many tens and ones the number has. - Can you tell a grown up what is one more or one less than the number you are finding? 	<p>Literacy/speaking: Watch the next video (Literacy Session Two) to see the next part of the story being read. Poor Blue Penguin has been left by the other penguins because he is blue. How do you think that has made Blue Penguin feel? Can you have a go at writing some short sentences because about how he is feeling.</p> <p>Leaning challenges – Try and use some ‘I am’ sentences and imagine you are Blue Penguin.</p> <p>Remember:</p> <ul style="list-style-type: none"> - Think about what you want to write before you write it - Write the sounds that you can hear - Write your letters the right way round 	<p>Understanding of the world Learning challenge – to compare Pound Hill with Antarctica (a cold place) Would you like to live in a cold place like Blue Penguin? Can you explain why you would or would not like it? Is where Blue Penguin lives like where you live? Talk about some things that might be the same and some things that are different.</p> <p>Remember:</p> <ul style="list-style-type: none"> - You could think of different ways to record your ideas, you could write your ideas or make a poster to show some similarities and differences.
Th	<p>Reading Learning challenge –Log into bug club and read a story you’re your grown up.</p> <p>Remember:</p>	<p>Maths – All about the number 13. Now that the other penguins are experts on the number 12. The blue penguin needs to teach the other penguins all about the number 13. Can you create a poster to</p>	<p>Literacy: Handwriting – Have a go at practicing writing all of the different sounds that you know.</p>	<p>Art: Learning challenge – To be able to use mixed media to create your own penguin</p>

Pound Hill Infant Academy Home Learning Guide:

	<p>To talk about what happened in the story and what you think might happen next to develop understanding and speaking and listening skills.</p> <p>Have a go at spotting the sounds that we have learnt at school.</p> <p>Have a go at reading the words – say the sound and read the word.</p> 	<p>represent the number 13 in different ways? Look at the number 13 powerpoint, can you find the number 13 in your house on a number hunt?</p> <p>Learning challenge – To be able to recognise number 13 and represent number 13 in different ways.</p> <p>Remember:</p> <ul style="list-style-type: none"> - To carefully count whilst you draw different things to represent the number 13. - Think about how many tens and ones make the number 13. 	<p>Learning challenge – to form all letters correctly.</p> <p>Remember:</p> <ul style="list-style-type: none"> - Start in the right place when forming your letters - Make sure your letters are the right way round. 		<p>Using a cardboard tube or something that you have in your house can you create your own penguin. You will need some other things to create the body, face and feet, this could be paper, pens or paint.</p> <p>Remember</p> <ul style="list-style-type: none"> - Think about the different shapes that you would need for the different parts of the penguins body - What do you think will be best to create the face, body and feet? 
F	<p>Phonics – dictation</p> <p>Learning challenge – To accurately record the sounds you can hear.</p> <p>Have a go at choosing one of the sentences below. Get a grown up to help you remember the sentence by saying each word that you need to write.</p> <p>Sentences to choose from:</p> <p>A man sat on a map A pot is on a pan I am in a hat</p> <p>Remember</p> <ul style="list-style-type: none"> - Make sure your letters are the right way round - Say each sound as you write it - Remember you common words if your sentence has one. 	<p>Maths – Finding number bonds</p> <p>Log into Purple Mash and play the number bonds game.</p> <p>Learning challenge – To be able to find the number bonds to 5 and 10.</p> <p>Remember:</p> <ul style="list-style-type: none"> - You must find two number to make a number bond. - A number bond is finding different ways to make a number. - Select challenge A. 	<p>Literacy –</p> <p>Watch the final video (Literacy Session Three) to see what happens next in the story.</p> <p>The blue penguin is feeling very lonely and really wants a friend. Can you design him a new friend?</p> <p>Learning challenge – Think about why your animal would be good and how it would survive in the cold?</p> <p>Remember –</p> <ul style="list-style-type: none"> - Think about what you want to write before you write it - Write the sounds that you can hear - Write your letters the right way round 		<p>TIME TO SHINE – Please share your creations and activities via your year group Twitter page. </p> <p>Please remember that you can follow us at : https://twitter.com/PHInfants</p> <p>You can also follow our Reception Twitter page @PHIReception</p>

If you need a reminder of log in information for any of the sites mentioned below please do not hesitate to email – office@phiacademy.org.uk

Instructions on how to get to mini mash:

1. Log into Purple Mash
2. Click on Mini Mash
3. It should take your straight to Mini Mash, but if another screen comes up press 'Enter Mini Mash'.