






Home Learning Grid Year 2 Week 4- 23.11.20

Day	0945-1000	1010-1030	1100-11.20	11.20-1140	1-1.30pm	1.30pm 2.30pm
M	<p><b>Phonics</b>  <b>Learning challenge:</b> To recognise the 'oo'</p> <p>Have a go at building these words below. Write each letter on a piece of paper, or a post it note. Say the word as each sound separately and then say the word as a whole.</p> <p><b>Here are the words:</b>  <b>Broom – food – hoop</b></p> <p>Now have a go with these nonsense words – doof – poom – roob</p> <p><b>Spellings</b></p> <p>To practice your spellings this week, please have a go at playing these games. Encourage your child to say the word in a sentence verbally, or to</p>	<p><b>Maths</b>            To be able to recognise and make equal groups of objects and be able to discuss groups.</p> <p><b>Remember to...</b>            Make each group have the same number so it is equal. Count carefully the total in each group.</p> <p>Refer to the powerpoint on the school website entitled 'Maths Monday 23<sup>rd</sup>'.</p> <p><a href="https://academiescentral-my.sharepoint.com/:p:/g/personal/v_hollands_phiacademy_org_uk/EQZcDqIpbzZLnSiPwZUOZH0B0jxROzN3NUTD6z7vN3hWaQ?e=TQxzHC">https://academiescentral-my.sharepoint.com/:p:/g/personal/v_hollands_phiacademy_org_uk/EQZcDqIpbzZLnSiPwZUOZH0B0jxROzN3NUTD6z7vN3hWaQ?e=TQxzHC</a></p>  <p><b>My Maths</b></p> <p>Use your log in details provided in your yellow reading log to log on to MyMaths for some activities to support your child with our unit on multiplication and division.</p> 	<p><b>English</b>  <b>Learning challenge:</b>            To write in role from another character's perspective</p> <p>Let's recap the story so far. <i>What</i> emotion words can we use to describe how Fox is feeling? Why do you think the fox felt this way?</p> <p>Refer to the powerpoint on the school website entitled 'The Fox and the Star Monday 23<sup>rd</sup> November'.</p> <p><a href="https://academiescentral-my.sharepoint.com/:p:/g/personal/n_chamberlain_phiacademy_org_uk/EdONCncMrtLk5MgSoWPXKYBwB7uj2UpsCfRjB-0Eva4vw?e=cxhdel">https://academiescentral-my.sharepoint.com/:p:/g/personal/n_chamberlain_phiacademy_org_uk/EdONCncMrtLk5MgSoWPXKYBwB7uj2UpsCfRjB-0Eva4vw?e=cxhdel</a></p> <p>Can you use these emotion words to write down some sentences to show how Fox may be feeling at this point of the story so far?</p> <p>Log onto Purple Mash <a href="https://www.purplemash.com/#app/texttoolkit/activities/text_toolkit_in_the_woods">https://www.purplemash.com/#app/texttoolkit/activities/text_toolkit_in_the_woods</a></p> <p>Click on the '2 do' tab, your teacher will have set a game for you to interact with called 'in the woods'. In this game, you will need to read the statements and match the correct adjective, noun, adverb or compound word.</p> 	<p><b>STORYTIME – reading or listening to a story</b>  <a href="https://www.booktrust.org.uk/books-and-reading/have-some-fun/storybooks-and-games/">https://www.booktrust.org.uk/books-and-reading/have-some-fun/storybooks-and-games/</a>. This website has interactive books to read online as well as videos of stories being read aloud.</p> <p><b>Bug Club</b></p> <p>To access books online, please log on to Bug Club.</p> <p>Your class teacher will have allocated books for your child. Linked to these books are comprehension questions to support your child's understanding of the texts they have read.</p> <p><a href="https://www.actvelearnprimary.co.uk/login?c=0">https://www.actvelearnprimary.co.uk/login?c=0</a></p> 	<p><b>PE</b>  <b>Learning challenge:</b> To order instructions, movement and skills.</p> <p>Can you walk forwards and backwards lifting your heels up to your bottom?</p> <p>See if you can travel at a quicker pace. Is it harder or easier as you move quicker? Why?</p> 	<p><b>Handwriting</b></p> <p><b>Learning challenge:</b>  <b>To be able to form the letters one</b></p> <p>Refer to the powerpoint on the school website entitled 'Monday and Tuesday handwriting one video'.</p> <p><b>Remember to:</b>            Make sure your descenders are in between the black lines</p>

Morning physical activity - <http://jumpstartlionny.co.uk/>

Free time

Free time

LUNCH BREAK

Physical Activity

Home Learning Grid Year 2 Week 4- 23.11.20

write the word into a sentence.

E.g word:  
garden

The dog was in the ***garden*** playing with its bone.

Follow the link to 'Topmarks.co.uk'. The game is entitled: **Little Bird Spelling**

<http://www.icgames.com/littleBirdSpelling/>

1. Choose year 2.

2. Tricky words will be shown. Your child needs to read the word.

3. Encourage your child to say each sound before they read the word as a whole. The word will then disappear. Drag the

Home Learning Grid Year 2 Week 4- 23.11.20

loaves of bread of each letter to the centre (beneath the birds) to build the word and then click 'check'. Repeat this with other spellings.

**Phonics Learning challenge:**  
To recognise the 'oo' & 'ew' graphemes (letters)

See if you can have a go at changing **one sound different spellings word puzzles** and then have a go at building these words on your own. Write each sound on pieces of paper to build the words. Make sure that if it is a digraph (two letters that make one sound, for example 'll'- that these

**Maths**  
To be able to solve problems involving multiplication, using materials and repeated addition.

**Remember to...**  
Make each group have the same number so it is equal.  
Count carefully the total in each group.  
Check you have the right number of groups.

Refer to the powerpoint on the school website entitled 'Maths Tuesday 24th'.

[https://academiescentral-my.sharepoint.com/:p:/g/personal/v\\_hollands\\_phiacademy\\_org\\_uk/EV3R9b0TUwZOn8m1gtdsoBkBRNIBk01P6AoXWx3WGvKDBA?e=8BwLUW](https://academiescentral-my.sharepoint.com/:p:/g/personal/v_hollands_phiacademy_org_uk/EV3R9b0TUwZOn8m1gtdsoBkBRNIBk01P6AoXWx3WGvKDBA?e=8BwLUW)



There are \_\_\_ equal groups with \_\_\_ in each group.  
There are three \_\_\_s.  
\_\_\_ + \_\_\_ + \_\_\_ = 12

**English – Learning challenge:**  
To describe the feelings of the fox.

**Success Criteria**  
- think about how the fox is feeling.  
-use adjectives to describe his emotions  
-make links to what we have already read  
-write a full sentence punctuating it correctly.

To access the powerpoint on the website, click on **'The Fox and the Star Tuesday 25<sup>th</sup> November'**.

[https://academiescentral-my.sharepoint.com/:p:/g/personal/n\\_chamberlain\\_phiacademy\\_org\\_uk/EcKlvc0HlwtKmL4GINsA2jkBfSE7FlnxD7y5O4Pvb0eY2g?e=QUkp uX](https://academiescentral-my.sharepoint.com/:p:/g/personal/n_chamberlain_phiacademy_org_uk/EcKlvc0HlwtKmL4GINsA2jkBfSE7FlnxD7y5O4Pvb0eY2g?e=QUkp uX)

Listen to the rain in this clip <https://www.youtube.com/watch?v=q76bMs-NwRk>.

How do you think Fox is feeling in the rain as he searches for the

**D&T Learning challenge:**

To investigate and create a wheel mechanism.  
I can find out how this moving mechanism works.  
I can create my own wheel mechanism to show the changing colours of a butterfly.

Refer to the powerpoint and documents on the school website entitled 'Butterfly template for DT Tuesday' and 'Lesson 3 presentation DT Tuesday'.



**Handwriting- Learning challenge:**  
**To be able to form the letters one**

Refer to the powerpoint on the school website entitled 'Monday and Tuesday handwriting one video'.

**Remember to:**  
Make sure your descenders are in between the black lines.

Home Learning Grid Year 2 Week 4- 23.11.20

sounds stay together)  
**oo – bloom –**  
**boot – noon**  
**ew – blew –**  
**chew - drew**  
Make 2 lists the 'ow' & 'ou' graphemes and write each word in the correct list.

**Compound game**

Follow the link to play a compound game.  
<https://www.bbc.co.uk/bitesize/topics/zcgv39q/articles/z38t6fr>

A compound word are two separate words that can be merged together to make a word.

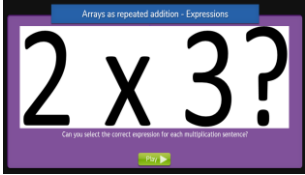


For example:  
star fish → starfish

Follow the instructions on the site

star?

Have a go at writing an Ode (a short poem) that uses a rhyming word at the end of each line. On the Powerpoint we have read out some examples of this for you to refer to.

Home Learning Grid Year 2 Week 4- 23.11.20

		<p>and complete the quiz. See if you can recognise all the compound words shown.</p>							
W		<p><b>Phonics</b> To recognise the 'oo', 'ew' &amp; ue graphemes (letters)</p> <p>See if you can have a go at changing <b>one sound different spellings word puzzles</b> and then have a go at building these words on your own. Write each sound on pieces of paper to build the words. <b>oo – noon, spoon</b> <b>ew – grew – drew</b> <b>ue – glue – true – clue</b></p> <p>Now have a go at building these words on your own.</p> <p>Add these to the lists from yesterday with the 'oo'</p>	<p><b>Maths:</b> To be able to calculate mathematical statements for multiplication and write them using the multiplication (x) and equals (=) sign.</p> <p><b>Remember to...</b> Count carefully as you add up. Make sure each group is equal. Check the repeated addition calculation adds up to be the same answer as the multiplication sentence.</p> <p>Refer to the powerpoint on the school website entitled 'Maths Wednesday 25<sup>th</sup>'.</p> <p><a href="https://academiescentral-my.sharepoint.com/:p/g/personal/v_hollands_phiacademy_org_uk/EUdz11qti29Kr2fofh7yb_4BTvgvtOWapXZKtvHvSz23Q?e=K0c2Yd">https://academiescentral-my.sharepoint.com/:p/g/personal/v_hollands_phiacademy_org_uk/EUdz11qti29Kr2fofh7yb_4BTvgvtOWapXZKtvHvSz23Q?e=K0c2Yd</a></p> 	<p><b>English – Learning challenge:</b> To record Fox's emotion.</p> <p><u>Think about:</u> How is Fox feeling now that he cannot see the Star? Where may the Star have gone?</p>  <p><i>What has changed? Why do you think the author has decided to illustrate this part of the story this way? Would you have shown this part of the story differently?</i></p> <p><b>Task:</b> Have a go now at drawing this part of the story- what words would you write in between the branches of the trees?</p>	<p><b>Science</b></p> <p>To be able to understand what humans need in order to stay healthy.</p> <p>Watch the link here on BBC Bitesize. <a href="http://www.bbc.co.uk/guides/zxvkd2p">http://www.bbc.co.uk/guides/zxvkd2p</a></p> <p>What do humans need in order to stay alive and to be healthy?</p> <p>Have a go at writing a list of all the things we need.</p> <p>You are travelling to an island, you can only pack 5 things. Draw a picture of a suitcase and either draw or write 5 things that you would take along with you. Remember food and water is very important!</p> 	<p><b>Handwriting: Learning challenge:</b> To be able to form the letters one and ome</p> <p>Refer to the powerpoint on the school website entitled 'Wednesday ome handwriting video'.</p> <p><b>Remember to:</b> Make sure your descenders are in between the black lines.</p>			

Home Learning Grid Year 2 Week 4- 23.11.20

& 'ew' graphemes and write each word in the correct list. Make a new list for the 'ue' words.

Now read these compound words and add them to the correct grapheme list.  
**oo – moonlight – afternoon**  
**ew – newspaper – newborn**  
**ue – valueless – bluebird**

**Phonics**

**Learning challenge:**

To revise the 'oo', 'ew', 'ue' & 'u-e' graphemes (letters)  
 To practice reading and writing words with the 'oo', 'ew', 'ue' & 'u-e' graphemes read the story The Loot.

**Maths:**  
 To be able to calculate mathematical statements for multiplication and write them using the multiplication (x), and equals (=) sign.

**Remember to...**  
 Use apparatus or a jotting to help you.  
 Check each group is equal.  
 Count how many groups you have.

Refer to the powerpoint on the school website entitled 'Maths Thursday 26<sup>th</sup>'.  
[https://academiescentral-my.sharepoint.com/:p/g/personal/v\\_hollands\\_phiacademy\\_org\\_uk/EWCbpa5dC01Loe8mC4li6osBkaR4nlzm](https://academiescentral-my.sharepoint.com/:p/g/personal/v_hollands_phiacademy_org_uk/EWCbpa5dC01Loe8mC4li6osBkaR4nlzm)

**English**

**Learning challenge: To understand how a character is feeling.**  
 To record a character's emotion.

Have a go at writing sentences to match the parts of the story shown here.

Think about how Fox may feel at this part of the story. Print out the last slide. You may wish to draw the four pictures of the story here, add a sentence or a speech or thought bubble to show how Fox is at this point of the story.

To access the powerpoint, visit our school website and click on the Powerpoint entitled **The Fox**

**My Maths**

Use your log in details provided in your yellow reading log to log on to MyMaths for some activities to support your child with our unit on multiplication and division.



**Handwriting- Learning challenge: To form the letters oa and og**

Refer to the powerpoint on the school website entitled 'Thursday oe oa handwritng video'.

**Remember to:**  
 Make sure your descenders are in between the black lines.

Home Learning Grid Year 2 Week 4- 23.11.20

Click on the link below to learn how to read and write oo words.

[https://academiescentral-my.sharepoint.com/:p:/g/personal/n\\_chamberlain\\_phiacademy\\_org/ES99Aw30ouVBtiHFb61XIE4BOsOdfLpYzdE5wgmExg1hlw?e=UN4wgu](https://academiescentral-my.sharepoint.com/:p:/g/personal/n_chamberlain_phiacademy_org/ES99Aw30ouVBtiHFb61XIE4BOsOdfLpYzdE5wgmExg1hlw?e=UN4wgu)

[GvVAU-XmRSVZjA?e=ETilm3](https://www.google.com/search?q=GvVAU-XmRSVZjA?e=ETilm3)



\_\_ x \_\_ = \_\_  
\_\_ lots of 3 = \_\_  
\_\_ multiplied by \_\_ = 12

**My Maths**

Use your log in details provided in your yellow reading log to log on to MyMaths for some activities to support your child with our unit on multiplication and division.



**and the Star Thursday 26<sup>th</sup> November English'.**

[https://academiescentral-my.sharepoint.com/:p:/g/personal/n\\_chamberlain\\_phiacademy\\_org/EeYDDNIDZ5VFvq7R9DveHmUBPO\\_XL0k8a9XC1DjbfKZjhg?e=qI pYWO](https://academiescentral-my.sharepoint.com/:p:/g/personal/n_chamberlain_phiacademy_org/EeYDDNIDZ5VFvq7R9DveHmUBPO_XL0k8a9XC1DjbfKZjhg?e=qI pYWO)

Remember to :

- Use story language
- Write how the Fox is feeling.






**Bug Club**

To access books online, please log on to Bug Club. Your class teacher will have allocated books for your child. Linked to these books are comprehension questions to support your child's understanding of the texts they have read.

<https://www.activelearnprimary.co.uk/login?c=0>



Home Learning Grid Year 2 Week 4- 23.11.20

F		<p><b>Phonics</b></p> <p>LO: To practice the 'oo', 'ew', 'ue' &amp; 'u-e' graphemes (letters) through dictation.</p> <p>Today we are going to complete a <b>sentence dictation</b></p> <p>Ask a member of your family to play the sentence slowly whilst you write it down</p> <p>Click the link off the school website entitled '<b>week 3 –oo dictation Friday</b>'.</p> <p><a href="https://academiescentral-my.sharepoint.com/:p/g/personal/v_chamberlain_phiacademy_org_uk/Eb0-swiuCTFDihTDWs4VpGkBB1ae_9dW2F3MckGWKKdf0g?e=57BL4c">https://academiescentral-my.sharepoint.com/:p/g/personal/v_chamberlain_phiacademy_org_uk/Eb0-swiuCTFDihTDWs4VpGkBB1ae_9dW2F3MckGWKKdf0g?e=57BL4c</a></p>		<p><b>Maths -</b></p> <p>To be able to solve problems involving multiplication using arrays.</p> <p><b>Remember to...</b></p> <p>Use maths equipment to help me to use an array when solving multiplication problems.</p> <p>Refer to the powerpoint on the school website entitled 'Maths Friday 27<sup>th</sup>'.</p> <p><a href="https://academiescentral-my.sharepoint.com/:p/g/personal/v_hollands_phiacademy_org_uk/EWRp1-ZiMuJJlOQMecw2ipwBp0l3Mpv3BDmr0szNln8Tow?e=XhsFSO">https://academiescentral-my.sharepoint.com/:p/g/personal/v_hollands_phiacademy_org_uk/EWRp1-ZiMuJJlOQMecw2ipwBp0l3Mpv3BDmr0szNln8Tow?e=XhsFSO</a></p> <p>Complete the number sentences to describe the arrays.</p> <p> 2 x 3    and    ___ x ___</p> <p></p> <p>___ x ___    and    ___ x ___</p>		<p><b>English: Grammar</b></p> <p><b>Learning challenge:</b></p> <p>To understand how to use the conjunctions 'or' and 'but'</p> <p>What is a conjunction? Discuss this with an adult.</p> <p>Refer to the powerpoint on the website entitled '<b>Friday Grammar Week 4 Term 2 23.11.20</b>' to help you to understand how conjunctions are used.</p> <p><a href="https://academiescentral-my.sharepoint.com/:p/g/personal/n_chamberlain_phiacademy_org_uk/EfbfvTXaBJtHm0jyGgH4C5MBmNisDo_I5T7uZb2O2oHqFQ?e=zzTixK">https://academiescentral-my.sharepoint.com/:p/g/personal/n_chamberlain_phiacademy_org_uk/EfbfvTXaBJtHm0jyGgH4C5MBmNisDo_I5T7uZb2O2oHqFQ?e=zzTixK</a></p> <p><b>Conjunction game</b></p> <p>Click on the link below to access a conjunction joining' game.</p>  <p><a href="https://www.bbc.co.uk/bitesize/topics/zwwwp8mn/articles/z9wvghv">https://www.bbc.co.uk/bitesize/topics/zwwwp8mn/articles/z9wvghv</a></p> <p><b>Conjunctions</b> are words that <b>join sentences together</b>. Sometimes they are called "connectives" because <b>they connect things together</b>. Here are some conjunctions:</p> <ul style="list-style-type: none"> <li>▪ <b>and</b> — Jon went to the shops <b>and</b> then to the park.</li> <li>▪ <b>so</b> — Jon saw a big dog <b>so</b> he ran away fast.</li> </ul>		<p><b>Physical Activity—</b></p> <p><b>Learning challenge:</b> Can you travel in a zig zag holding your heels up to your bottom?</p> <ul style="list-style-type: none"> <li>➤ <b>Remember to:</b> Keep your head up and still.</li> <li>➤ Keep your back straight.</li> <li>➤ Swing your arms to help to keep your balance.</li> <li>➤ Stay on your line with your head up.</li> <li>➤ Use opposite arm to leg when travelling forwards.</li> </ul>	<p><b>Computing --</b></p> <p><b>Learning challenge:</b></p> <p>To construct a binary tree to separate different items.</p> <p>To understand what is meant by a binary tree.</p> <p>To have designed a binary tree to sort pictures of animals.</p> <p>Follow the instructions on the PowerPoint file on the school website entitled '<b>Lesson 3 presentation computing Friday</b>' to create your binary tree.</p> <p><a href="https://academiescentral-my.sharepoint.com/:p/g/personal/v_hollands_phiacademy_org_uk/Eeu831P88khFhhiOvN3JqmwBpZxQjgsxM0mxOTPlpLyqMQ?e=2aCDRc">https://academiescentral-my.sharepoint.com/:p/g/personal/v_hollands_phiacademy_org_uk/Eeu831P88khFhhiOvN3JqmwBpZxQjgsxM0mxOTPlpLyqMQ?e=2aCDRc</a></p>	
---	--	---	--	--	--	--	--	---	---	--



Home Learning Grid Year 2 Week 4- 23.11.20

Remember to say your sounds as you write them and read the word.

- *but* — Jon jumped over a bush *but* landed in a ditch.
- *because* — Jon felt sad *because* he had fallen over.