








Year 1 Home Learning Guide: Term 2 - Week 4


Day		0945-1000	1010-1030	1100-11.20	11.20-1140	1-1.30pm	1.30pm 2.30pm	Physical Activity
M	Morning physical activity - http://jumpstartionny.co.uk/	Phonics Powerpoint 1: Additional Resources Link TBC Phonics Powerpoint 1 t u q x y a i m f f ss ll zz Can you find the different sounds in a symbol search ? Can you now say the sound and write the letter in the air and then on your paper. Remember two letters one sound. You can use felt tips or crayons in rainbow colours.	Maths - Learning Objectives To be able to compare numbers using objects and pictorial representations, and use the language of: equal to, more than, less than (fewer), most, least. Success Criteria I can compare numbers using the vocabulary more than, less than and equal to. Click on the link below and log into your 'Purple Mash' account. https://www.purplemash.com/app/games/wtr_COMPARE_20	English – Astro Girl powerpoint. https://academiescentral-my.sharepoint.com/:p:/g/personal/nmakuch_phiacademy_org_uk/EQa6lw45TWRJjiplfzPik5sBQzkwYchZxiG8w_iLhXYlyg?e=SiWcob Read through the Astro Girl powerpoint. Can you pretend to move as if you were being launched in a rocket, orbiting through space, space walking, jumping, and walking on the moon. What does that feel like? Do you think astronauts get dizzy too? Why? Why not? Can you describe your movements and also the sensations you feel such as giddy, having butterflies in your tummy, spinning, sick, floaty, flying, suspended. Can you describe how you feel? For example, 'I feel floaty'.. Today's focus is to use descriptive language in full sentences. You are to describe how you feel and move in space. Can you include adverbs? – slowly, spinning. Then continue with describing what happens when people go into space. Remember to include capital letters and full stops. Remember to say your sounds and write the word.	STORYTIME – reading or listening to a story https://www.booktrust.org.uk/books-and-reading/have-some-fun/storybooks-and-games/ . This website has interactive books to read online as well as videos of stories being read aloud.	Reading via Bug Club or your allocated reading book(s).  Bug Club https://www.activelearnprimary.co.uk/login?c=0	Computing – This week we are going to be using Purple Mash to make our Space animations even better...by adding sound effects to them! Log in using your Log in & password (stuck onto the inside cover of your Reading Journal). You will either need to open a Space animation that you've previously made or create a new one from scratch – please refer to Year 1 Home Learning w/b 9.11.20 & 16.11.20 Computing on our website to help you with this. Select the 'Sound' icon. You can add sound to each slide by clicking on  the green '+' button and remove sound by clicking on the red '-' button. You can choose to use pre-made sounds e.g. 'magic' or create your own by selecting the 'Piano' icon. Try out the violin and synthesiser, too! Once you're happy with your sound effects, enjoy playing your whole animation to your family. Remember: Your sound effects should make your animation feel like you are really travelling through space.	This week we're going to practice moving in different ways by playing 'Follow the leader'. To start, choose who will be the leader – will it be you or a member of your family? Then the leader will move in the following ways around your house, whilst the follower copies the movements: Hop, Sidestep, Gallop, Skip, Skip with high elbows and knees. Once you've tried these, try other footwork patterns such
			Free time			LUNCH BREAK		

Year 1 Home Learning Guide: Term 2 - Week 4



							<p>Don't forget to 'Enter a file name' before you save. Always tell your grown-up if you see anything on the internet or whenever you are online that gives you a funny feeling in your tummy.</p>	<p>as hop scotch or zig-zags. You can also try it with the leader moving backwards.</p>
T		<p>Phonics Video 1: Additional Resources Link TBC</p> <p>Today we are going to be word building.</p> <p>We are going to say the sound and build the word</p> <p>Quick, quiz, munch, fresh</p>	<p>Maths – Learning Objective To be able to order groups of objects from smallest to greatest, identifying which number is greatest/ smallest.</p> <p>Success criteria I can order given groups of objects from greatest to smallest using number knowledge.</p> <p>Click on the link below and log into your 'Purple Mash' account.</p> <p>https://www.purplemash.com/#app/games/2diy/ordering_numbers_EYFS</p>	<p>English – Powerpoint https://academiescentral-my.sharepoint.com/:p:/g/personal/n_makuch_phiacademy_org_uk/EQa6lw45TWRJijplfzPik5sBQzkWYchZxIG8w_ILhXYlyg?e=SiWcob</p> <p>Re-read the book from the beginning until 'as they made her favourite cookies'. Can you describe your own favourite foods? What foods do you enjoy most? What foods have you made at home? What have you found out about the food that astronauts have to eat in space, why does all their food have to come in a special packet. Have a look at this video as it describes more about astronaut food. https://www.nasa.gov/kidsclub/text/Elmo-visits-NASA.html</p>  <p>Your focus today is to say your sentences out loud before writing them. Describe the food you like the most and explain why you</p>		<p>Reading via Bug Club or your allocated reading book(s).</p>  <p>Bug Club https://www.academiescentral-my.sharepoint.com/:p:/g/personal/n_makuch_phiacademy_org_uk/EQa6lw45TWRJijplfzPik5sBQzkWYchZxIG8w_ILhXYlyg?e=SiWcob</p>	<p>Music– This week we want you to compose your own piece of Space music. Follow the PowerPoint link below: https://academiescentral-my.sharepoint.com/:p:/g/personal/n_makuch_phiacademy_org_uk/EQa6lw45TWRJijplfzPik5sBQzkWYchZxIG8w_ILhXYlyg?e=SiWcob</p> <p>Enjoy listening to Hans Zimmer's 'Earth': https://www.bbc.co.uk/teach/ten-pieces/intro-films-and-orchestral-films/zv2gqp3</p> <p>Remember: Tempo is how fast or slow a piece of music is. Dynamics is how loud or quiet a piece of music is. Rhythm is the same as the syllables in a word or words.</p> 	<p>Which movement do you find easiest? Was it more challenging to be the leader or the follower?</p> <p>Can you make up your own movements to make this an even trickier task?</p> <p>Remember: Look around you as you move, to stop yourself bumping into things.</p>

Year 1 Home Learning Guide: Term 2 - Week 4

W		<p>Phonics Video 2: Additional resources link</p> <p>Today we are going to be using sound swap.</p> <p>We are going to say the sound read the word and identify the sound we need to swap.</p> <p>strip → strap → trap → trip</p>	<p>Maths: <u>Learning Objective</u> To be able to count, recognise and order numbers to twenty.</p> <p><u>Success Criteria</u> I can order given numbers correctly using numbers 11-20</p>	<p>English – Today your focus is to respond to poetry. Read through the food poems -</p> <p>Soggy Greens by John Cunliffe</p> <p>Oh, soggy greens, I hate you, I hate your sloppy slush; And if my mum would let me, I'd throw you in a bush. Oh, apple pie, I love you, I love your crunchy crust; And if my mum would let me, I'd eat you til I bust.</p> <p>Sugarcake Bubble by Grace Nichols</p> <p>Sugarcake, sugarcake, Bubbling in a pot, bubble, bubble sugarcake Bubble think and hot Sugarcake, sugarcake Spice and coconut, Sweet and sticky Brown and gooey I could eat the lot</p>			<p>Reading via Bug Club or your allocated reading book(s).</p>  <p>Bug Club https://www.activelearnprimary.co.uk/login?c=0</p>	<p>DT- This week we would like you to build your Lunar Rover or Moon buggy. Watch the Powerpoint to find out about axles and chassis:</p>  <p>https://academiescentral.sharepoint.com/:p/s/PoundHillInfantAcademy/EFDYiQSC1KhCo-EBD336wcoBYXOVzi0ZFa2uROCw-drihA?e=bJxsTn</p> <p>You can build your Moon buggy from anything – Lego, junk materials or anything else that you think would be useful in your house.</p> <p>Remember: Please ask your grown up if it's ok to use the materials you have chosen to build with. Please email or tweet us with your finished model. We'd love to see them.</p>	

				<p>Describe in full sentences how the poems made you feel. What did you like about the poems and why?</p> <p>Remember to include capital letters and full stops. Remember to say your sounds and write the word.</p> <p>Can you find your own food poems?</p>			
Th	<p>Phonics Powerpoint 2: Additional Resources link</p> <p>Today we are going complete a sentence dictation</p> <p>Can a member of your family read the sentence and then you write it. She went back to get a quick duck</p> <p>Remember to say your sounds as you write them and read the word.</p>	<p>Maths: <u>Learning Objective</u> To order 3 numbers from the greatest to the smallest. <u>Success Criteria</u> To compare the tens and ones in numbers before ordering. To understand the ordinal numbers.</p>	<p>English – Your focus today is to write a poem. Thinking about the poems you read yesterday can you describe your favourite food in the style of a poem?</p> <p>For example if you were describing tomatoes you could start with-</p> <p>Squishy squashy tomatoes Bright red Seeds bursting out Sweet and delicious</p> <p>Remember to say your sounds and write the words.</p>		<p>Reading via Bug Club or your allocated reading book(s).</p> <p> Bug Club https://www.activelearnprimary.co.uk/login?c=0</p>	<p>RE – The Gift of Nothing by Patrick McDonnell This week we are learning about how gifts don't have to cost anything at all. A gift can simply be something that you give from your heart. Watch the Powrpoint below to find out more:</p> <p>https://academiescentral.sharepoint.com/:p/s/PoundHillInfantAcademy/EfDYjQSC1KhCo-EBD336wcoBYXOVzi0ZF2uRO-Cw-drihA?e=nG22tr</p> <p>We want you to think about a gift that you could give to a member of your family that doesn't cost any money at all and comes straight from your heart e.g. putting your toys away when you've finished playing with them without your grown ups needing to remind you to or making your bed every day or reading a book to or playing with your little brother or sister. Choose your gift and then see if you can give your family that gift every single day this week.</p> <p>Remember –</p>	

Year 1 Home Learning Guide: Term 2 - Week 4

								How much perseverance have you needed to manage this task? Please email us or tweet us to let us know if you've succeeded in this task.	
F		<p>Phonics:</p> <p>Using the sounds from this week challenge yourself to create as many different words as you can.</p> <p>x y ff ll ss zz</p> <p>For example-</p> <p>qu-</p> <p>sh-</p> <p>-sh</p> <p>Ch-</p> <p>Remember to say the sounds and read the word as you write them.</p>	<p>Maths</p> <p><u>Learning Objective</u></p> <p>To order numbers from zero to 20 smallest to greatest and greatest to the smallest.</p> <p><u>Success Criteria</u></p> <p>To compare numbers and explain the position of the numbers by using mathematical language one more and one less.</p>	<p>English – Powerpoint</p> <p>Re read the part where Astrid is making cookies with her Dad.</p>  <p>https://content.twinkl.co.uk/resource/45/fd/t-tp-7505-space-star-biscuits-recipe-ver_1.pdf?token=exp=1605381380~acl=%2Fresource%2F45%2Ffd%2Ft-tp-7505-space-star-biscuits-recipe-ver_1.pdf%2A~hmac=e10812f313c0741d3f0fa4352424ad0e193c9dc715133ad8bba397ee74273661</p> <p>Look at the Star Recipe above. Read the instructions carefully do you think Astrid would like to make these cookies?</p> <p>Your focus today is to write instructions. You are to write instructions to make your favourite sandwich you would like to take on a space adventure. Don't forget to include the equipment you will need.</p> <p>Remember to say your sounds and write the words.</p> <p>Remember to include capital letters and full stops.</p>		<p>Reading via Bug Club or your allocated reading book(s).</p>  <p>Bug Club</p> <p>https://www.activelearnprimary.co.uk/login?c=0</p>	<p>TIME TO SHINE – Please share your creations and activities via your year group Twitter page.</p> <p>Please remember that you can follow us at :</p> <p>@PHInfants</p> <p>@PHIYear1 https://twitter.com/PHIYear1</p>		