



Pound Hill Infant Academy Remote Learning Guide:

Day	0945-1000	1010-1030	1100-11.20	11.20-1140	1-2
M	<p>Phonics – word building Learning objective – to recognise the ‘d’ and ‘f’ sound</p> <p>This week we are going to be learning some new sounds. Today have a look at the sounds d and f. can you make some cards with these sounds on and get someone to keep showing you the sounds to help you remember.</p> <p>Have a go at building some of the words. Get someone to say the sounds very slowly so that you can hear all the sounds in the word</p> <p>Words – dad, dig, dip, fed, fat, fan</p> <p>Remember: Use the sounds rather than the letter names You can write the sounds on cards to build the word or having a go at writing the word yourself.</p>	<p>Maths – Finding one less than a given number. Learning challenge – to understand the term ‘one less’ in a practical context.</p> <p>This week we will be looking at finding one less than a given number using practical resources. Remember this can be anything that you have in your house to help you count, e.g. this could be Lego, Pom Poms, cubes, people figures, etc. Watch the video on how you can find one less using practical resources. Video - ‘Lesson 1 -one less’</p> <p>Remember: When we want to find one less than a number we need to count how many objects are left to find the answer.</p>	<p>Literacy/speaking: Learning challenge: to give meaning to drawings and marks and understand what a plan is.</p> <p>Watch the video of the story book ‘Little Miss Muffet’ on the school website ‘Little Miss Muffet story WK 4’ Have a short discussion about spiders and think about how you feel about spiders? Do you like them? Why or why not? Then have a go at thinking about a plan to help Little Miss Muffet and the Spider to make sure they are both happy and safe.</p> <p>Remember: To think carefully about your ideas before you start drawing / writing. Have a go at labelling some of the pictures with sounds that you can hear.</p> 	<p>STORYTIME – reading or listening to a story https://www.booktrust.org.uk/books-and-reading/have-some-fun/storybooks-and-games/. This website has interactive books to read online as well as videos of stories being read aloud.</p>	<p>Computing: Learning challenge – use a device to find out three different facts about spiders</p> <p>Little Miss Muffet does not like spiders and is very scared of them. She wants to find out more about spiders so that she is not scared anymore.</p> <p>Using the computers can you find out 3 facts about spiders that you did not know before</p> <p>Remember: Make sure a grown knows what you are doing and what you are looking at Think about how you might record your spider facts</p> 
T	<p>Reading Learning challenge – to say the sounds and read the words in your books</p> <p>Log into bug club and read a story with your grown up. Remember: To talk about what happened in the story and what you think might happen next to develop understanding and speaking and listening skills. Have a go at spotting the sounds that we have learnt at school. Have a go at reading the words – say the sound and read the word.</p>	<p>Maths Finding one less than a given number. Learning challenge – to understand how to record using pictures and drawings.</p> <p>Little Miss Muffet is very frightened! Everywhere she looks there are spiders. Can you help Little Miss Muffet with the spiders by taking one spider away at a time. Today we will be looking at how we can record our findings using pictorial representations. Watch the video to see how we can use drawings to find one less. Can you have a go at finding one less than a number and have a go at recording your findings?</p> <p>Remember: You need to draw the number of spiders you started with first and then cross out one</p>	<p>Literacy - Handwriting: Learning challenge – to form letters correctly.</p> <p>Watch the new handwriting video to show the new sounds for this week. These are d, f, v, e. called ‘Handwriting d, f, v, e WK 4’</p> <p>If you don’t have access to the videos, use the handwriting rhymes provided on the school website.</p> <p>Remember: To hold your pencil correctly and comfortably. Start writing from the right place. Remember the rhyme to support you in knowing the order and direction.</p>	<p>STORYTIME – reading or listening to a story https://www.booktrust.org.uk/books-and-reading/have-some-fun/storybooks-and-games/. This website has interactive books to read online as well as videos of stories being read aloud.</p>	<p>Art – making a spider web Learning challenge – to create a spiders web using a chosen medium</p> <p>This week we are going to think about making a ‘spider’ piece of art work, we will need to do this in two parts. First you will need to create the spiders web. Have a go at thinking of what you might use to create this we – you could use paints, glue mixed with glitter or anything else you have at home. Leave this to dry so you can add your spider later on. Remember: Have a look at some pictures of spider webs before you start How will you create the different lines that the web has?</p>

Morning physical activity - <http://jumpstarttonny.co.uk/>






Free time

Free time



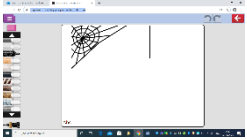



LUNCH BREAK

Physical Activity

Pound Hill Infant Academy Remote Learning Guide:

		<p>spider. You must count how many spiders are left to find one less.</p>  <p>One less than 3 is 2.</p>			<p>Do you need straight lines or curved lines?</p> 
W	<p>Phonics – word building: Learning challenge – to recognise the ‘v’ and ‘e’ sound.</p> <p>This week we are going to be learning some new sounds. Today have a look at the sounds v and e. can you make some cards with these sounds on and get someone to keep showing you the sounds to help you remember.</p> <p>Have a go at building some of the words. Get someone to say the sounds very slowly so that you can hear all the sounds in the word</p> <p>Words – van, vet, bed, pet, bet</p> <p>Remember: Use the sounds rather than the letter names You can write the sounds on cards to build the word or having a go at writing the word yourself.</p>	<p>Maths – Finding one more and less Learning challenge – to find one less than a number.</p> <p>Challenge! Have a go at finding one more and one less than a given number on the Helicopter rescue game (https://www.topmarks.co.uk/learning-to-count/chopper-squad). Scan the QR code on a phone or tablet to take you to the link.</p>  <p>Remember: You can use resources around your house to help you work out one more or one less than a given number up to 20.</p>	<p>Literacy/speaking: Leaning challenges – understand what a letter is and hearing and writing the initial and dominant sounds in words.</p> <p>Have another look at the story video and this time try and think about things from the point of view from the spider.</p> <p>He just wants to be friends with Little Miss Muffet but she won’t stop and listen to him. In role as Seb the Spider, can you write a letter to Little Miss Muffet and explain to her that you want to be her friend?</p> <p>Remember: To think carefully about your ideas before you start drawing / writing. Have a go at labelling some of the pictures with sounds that you can hear.</p> 		<p>Art – making a spider Learning challenge – to create a spider using a chosen medium</p> <p>Now we are going to make a spider to add to your spider’s web. You can do this with whatever you wish</p> <p>Remember: Think about the colours you are using How many legs does a spider have? Will the spider need eyes to see?</p> 
Th	<p>Reading Learning challenge – to say the sounds and read the word in books</p> <p>Log into bug club and read a story you’re your grown up.</p> <p>Remember: To talk about what happened in the story and what you think might happen next to develop understanding and speaking and listening skills. Have a go at spotting the sounds that we have learnt at school.</p>	<p>Maths – Finding one less than a given number. Learning challenge – to record ‘one’ less as a number sentence</p> <p>Today we will be continuing with finding one less than a number using practical resources, but this time we will be looking at how we can record our findings as a number sentence. Can you have a go at finding one less than a number and have a go at recording your findings? Video – One less writing number sentences’</p>	<p>Literacy: Handwriting – Learning challenge – to form all letters correctly</p> <p>Have a look at the previous sounds from the weeks before, can you have a go at writing different sounds. Maybe you could have a go at labelling things around your house?</p> <p>Remember: To hold your pencil correctly and comfortably. Start writing from the right place.</p>		<p>Art/Computing: https://www.purplemash.com/#app/pap/animals/spider_free</p> <p>Learning challenge – using your computer use purple mash and create your own picture of a spider.</p> <p>Follow the link to purple mash to have a go at creating your own spider on its web.</p> <p>Remember</p>

Pound Hill Infant Academy Remote Learning Guide:

	<p>Have a go at reading the words – say the sound and read the word.</p> 	<p>Remember: Think about what number needs to come first in your number sentence, what symbols do you need to include in your number sentence and count how many you have left to find one less.</p> 	<p>Remember the rhyme to support you in knowing the order and direction.</p>		<p>Think about the colours and shapes that you want to use. How many legs does a spider have?</p> 
F	<p>Phonics and reading – symbol search Learning challenge – to recognise the one sound that needs to be swapped to create another word.</p> <p>Write some of the sounds that you know on cards or on a board. Get someone to choose you a sound. Get someone to point to each sound and tell them to stop when they reach the sound that was chosen. Have a go with a few sounds.</p> <p>Remember Look carefully for the sound that you are trying to find. Remember to use the letter sound rather than the letter name</p>	<p>Maths – One more and one less. Learning challenge – to understand ‘one more’ and one’ less and how these are different.</p> <p>Now that we are experts at one less, why not challenge yourself to play the one more and one less game on Purple Mash (https://www.purplemash.com/app/games/wtr_ONELESSONEMORE_21)</p>  <p>Remember: You can use practical resources such as Lego, pom poms, pencils, etc to solve the number sentence to find one more or one less than a given number.</p>	<p>Literacy – Learning challenge – to put meaning to marks and drawings</p> <p>Watch the second video of the Little Miss Muffet story and go all the way to the end. Can you now create a nice new garden for Seb Spider and Little Miss Muffet? Again, try and think of ways to keep them both happy.</p> <p>Remember – To think carefully about your ideas before you start drawing / writing. Have a go at labelling some of the pictures with sounds that you can hear.</p> 		<p>TIME TO SHINE – Please share your creations and activities via your year group Twitter page. </p> <p>Please remember that you can follow us at : https://twitter.com/PHInfants</p> <p>You can also follow our Reception Twitter page @PHIReception</p>

If you need a reminder of log in information for any of the sites mentioned below please do not hesitate to email – office@phiacademy.org.uk

Instructions on how to get to mini mash:

1. Log into Purple Mash
2. Click on Mini Mash
3. It should take you straight to Mini Mash, but if another screen comes up press ‘Enter Mini Mash’.

