




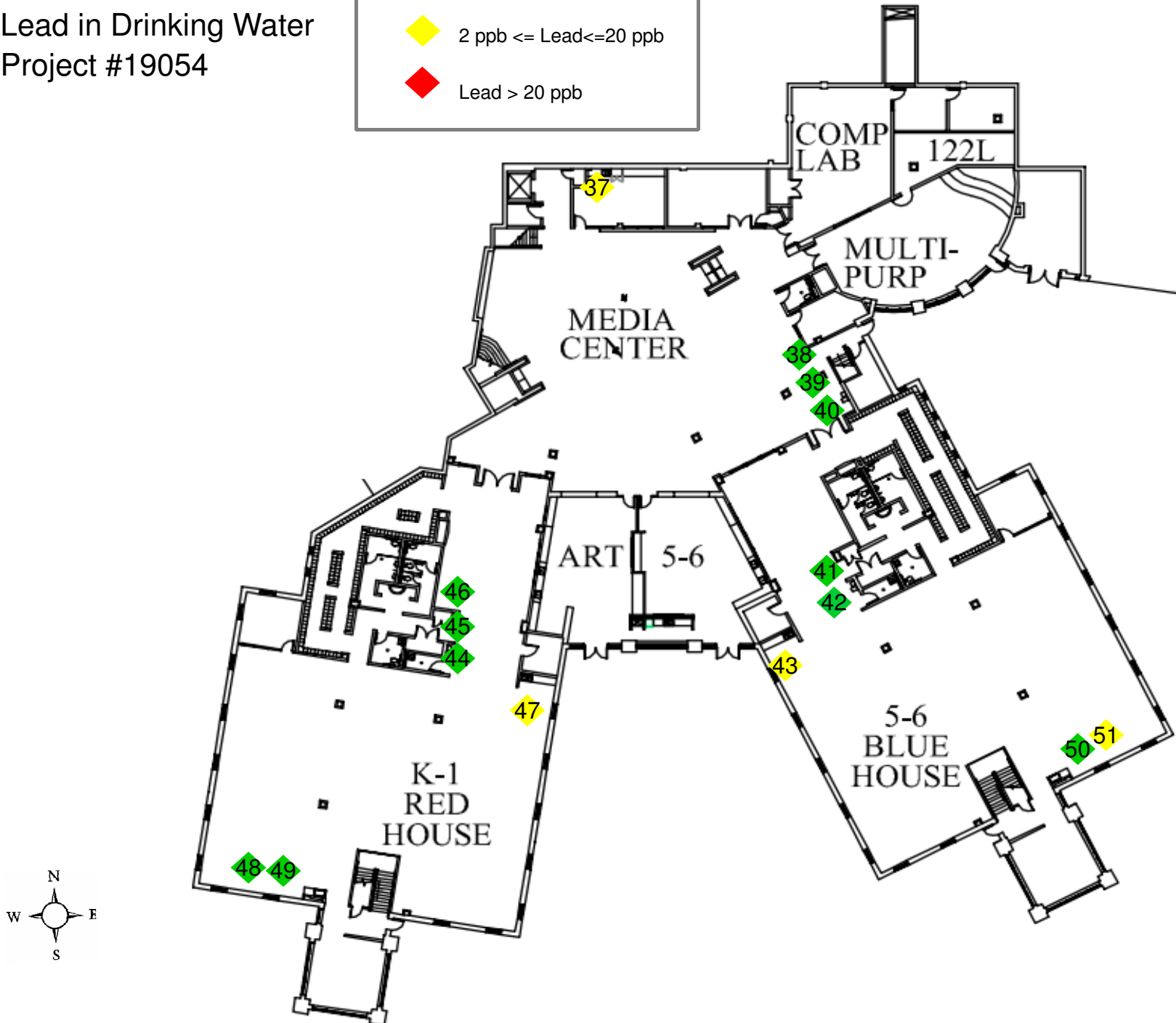
School Name: **Rutherford Elementary (RF)**Date: **11/2/2018, 12/18/2018**

Floor	Room Number	Location	Sample ID	Type DF = Drinking Fountain S = Sink WC = Water Cooler BF = Bottle Filler K=Kettle	Lead Result 11/2/2018 (ppb)	Lead Result 12/18/2018 (ppb)	Lead Result 30 Sec Flush 12/18/2018 (ppb)	Lead Result 3 Min Flush 12/18/2018 (ppb)
Main	-	Hallway	1	WC	ND	-	-	-
Main	-	Hallway	2	WC	ND	-	-	-
Main	-	Hallway	3	BF	ND	-	-	-
Main	-	Kitchen - North	4	K	25.2	72.5	1.7	1.7
Main	-	Kitchen - North West	5	K	40.1	15.1	1.1	0.97
Main	-	Kitchen - East	6	S	7.6	-	-	-
Main	-	Kitchen - East South	7	S	2.3	-	-	-
Main	-	Kitchen - East North	8	Spray	89.8	6.3	2.7	0.61
Main	-	Kitchen - East Middle	9	S	2.8	-	-	-
Main	-	Kitchen - East South	10	Spray	6.9	-	-	-
Main	-	Kitchen - Southeast	11	S	5.6	-	-	-
Main	-	Kitchen - South Middle	12	S	12.3	-	-	-
Main	-	Kitchen - South West	13	Spray	1.8	-	-	-
Main	101-UE	Blue House Entry-North	14	WC	ND	-	-	-
Main	101-UE	Blue House Entry- South	15	WC	ND	-	-	-
Main	116UW	Blue House-North East	16	S	1.3	-	-	-
Main	116UE	Blue House-East	17	DF	1.5	-	-	-
Main	116UE	Blue House-West	18	DF	1.4	-	-	-
Main	-	Workroom	19	S	1.8	-	-	-
Main	-	Nurse	20	S	1.7	-	-	-
Main	-	Nurse Bathroom	21	S	1.9	-	-	-
Main	101-UW	Red House Entry-North	22	WC	ND	-	-	-
Main	101-UW	Red House Entry-Middle	23	WC	ND	-	-	-
Main	101-UW	Red House Entry-South	24	BF	ND	-	-	-
Main	116UW	Red House-North East	25	S	1.6	-	-	-
Main	116UW	Red House	26	DF	1.1	-	-	-
Main	116UW	Red House-Southwest	27	S	ND	-	-	-
Main	118P	ECFE-East	28	DF	1.9	-	-	-
Main	118P	ECFE-Middle	29	S	1.5	-	-	-
Main	118P	ECFE-West	30	S	4.9	-	-	-
Main	101P	Green House-East	31	DF	3	-	-	-
Main	101P	Green House-Southwest	32	DF	4.7	-	-	-
Main	101P	Green House-Southwest	33	S	2.7	-	-	-
Main	101P	Green House-Northwest	34	DF	3.8	-	-	-
Main	101P	Green House-Northwest	35	S	2.1	-	-	-
Main	104M	Classroom	36	S	8.4	-	-	-
Lower	116L	Classroom	37	S	7.2	-	-	-
Lower	101L	Media Center	38	WC	ND	-	-	-
Lower	101L	Media Center	39	WC	ND	-	-	-
Lower	101L	Media Center	40	BF	ND	-	-	-
Lower	101LE	5-6 Blue House Entry-North	41	WC	ND	-	-	-
Lower	101LE	5-6 Blue House Entry-North	42	WC	ND	-	-	-
Lower	116LE	5-6 Blue House -Northwest	43	S	5.1	-	-	-
Lower	101LW	K1 Red House Entry-North	44	WC	ND	-	-	-
Lower	101LW	K1 Red House Entry-Middle	45	BF	ND	-	-	-
Lower	101LW	K1 Red House Entry-South	46	WC	ND	-	-	-
Lower	116LW	K1 Red House -Northeast	47	S	3.7	-	-	-
Lower	116LW	K1 Red House -Southwest	48	DF	ND	-	-	-
Lower	116LW	K1 Red House -Southwest	49	S	1.2	-	-	-
Lower	116LE	5-6 Blue House -Southeast	50	DF	ND	-	-	-
Lower	116LE	5-6 Blue House -Southeast	51	S	2.4	-	-	-

Rutherford Elementary  
Lower Level  
Lead in Drinking Water  
Project #19054

First Draw Sampling (Nov 2018)

-  Lead < 2 ppb
-  2 ppb <= Lead <= 20 ppb
-  Lead > 20 ppb



Rutherford Elementary  
Main Level  
Lead in Drinking Water  
Project #19054

First Draw Sampling (Nov 2018)

- ◆ Lead < 2 ppb
- ◆ 2 ppb <= Lead <= 20 ppb
- ◆ Lead > 20 ppb

