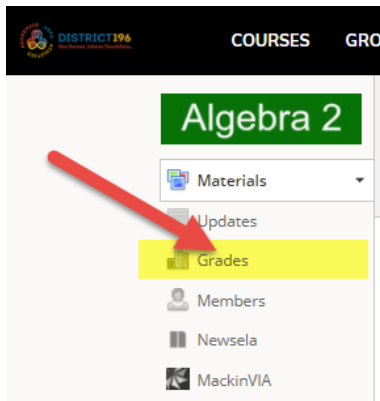


# How to View Student Work for Parents

How to verify that your son/daughter has turned in an assignment (or missing work) and how to see the actual work:



1. Go to the desired class in Schoology, such as Algebra 2.
2. Click on “Grades” on the left side of the screen as pictured.
3. Scroll down the assignment list to browse the current scores and to see if there are any missing assignments.

In the examples below, the little blue icon (that looks like a sheet of paper with a folded corner) shows you that your son/daughter has turned something in for this assignment. It may not have been graded by the teacher yet, but you can still see the actual paper that was turned in (along with the date/time it was submitted) to determine if it looks like quality effort or not.

The screenshots below show a variety of examples with an explanation of what each one means.

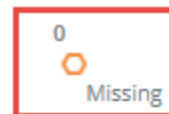
- In the example pictured below, the paper was turned in as indicated by the blue icon. The teacher has graded it with a score of 4/4. This is the ideal situation.

#15b: Worksheet 3.3B due 10/21 for full credit 10/21/20 11:59pm



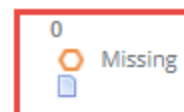
- In the following example, the assignment is still missing. You can see the work hasn't been turned in yet because no blue icon is shown.

#15b: Worksheet 3.3B due 10/21 for full credit 10/21/20 11:59pm



- In the following example, the missing work was turned in as indicated by the blue icon. You can see the paper hasn't been graded yet because it still says “Missing” and the score is still a 0.

#15b: Worksheet 3.3B due 10/21 for full credit 10/21/20 11:59pm

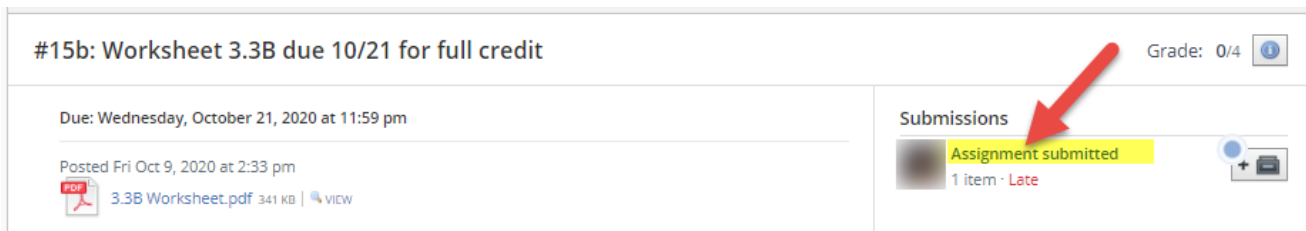


You can see the actual paper your son/daughter submitted (and the date/time it was turned in) even if it hasn't been graded yet by following these steps:

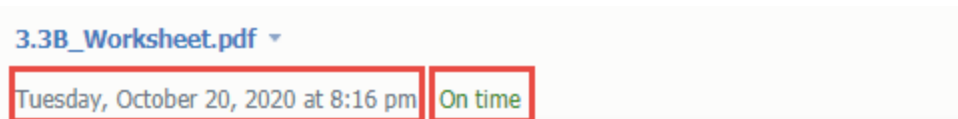
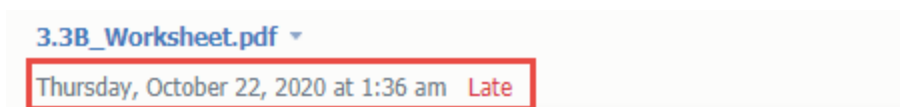
- First, click on the name of the assignment as pictured below.



- Then click on “Assignment submitted” as pictured below to view the submitted work.



- When you are viewing the submitted work, you will be able to see the date/time the work was submitted along with a note that it was turned in “Late” or “On time” in the upper left corner as pictured below.



- Your son/daughter can re-submit the work multiple times. It will be up to the teacher to determine the amount of points it will be worth depending up the quality of work and date/time submitted. If the assignment was submitted multiple times, you can click on the little triangle after the name of the worksheet to toggle between the submissions.

