

# Engage. Empower. Elevate.

*Rising to the Challenge of COVID-19*

# Introduction. County Status



County Risk Tier	Adjusted Cases	Positivity Rate
<b>Widespread</b> Many non-essential indoor business operations are closed	More than 7 daily new cases per 100k residents	More than 8% positive tests
<b>Substantial</b> Some non-essential indoor business operations are closed	4-7 daily new cases per 100k residents	5-8% positive tests
<b>Moderate</b> Some indoor business operations are open with modifications	1-3.9 daily new cases per 100k residents	2-4.9% of positive tests
<b>Minimal</b> Most indoor business operations are open with modifications	Less than 1 daily new cases per 100k residents	Less than 2% of positive tests

## Los Angeles County Metrics

Adjusted Case Rate	Positivity Rate	Healthy Equity Rate
7.6 (tier 1)	3.8% (tier 3)	6.5% (tier 2)

Los Angeles County remains in Tier 1 due to case rate.

(Counties are ranked by their lowest metric)

1,431/323,625

New/Total Cases

5/7,177


New/Total Deaths

888

Current Hospitalizations

As of 11/10/2020


# Introduction. City Case Rate



City	Population of City	Number of COVID-19 Positive Cases	Percent of Population Infected
Lennox	22,753	760	3.34%
Inglewood	109,419	3,217	2.94%
Hawthorne	86,965	2,145	2.47%
Lawndale	32,754	725	2.21%
Hermosa Beach	19,465	255	1.31%
Manhattan Beach	35,532	414	1.17%
Redondo Beach	67,412	645	0.96%

*\*Data as of 10/29/2020*

# Introduction. District Case Rate



District	District Size	7-day Daily Average Number of Cases	7-day Daily Average Case Rate
Culver City	7106	2	4.3
El Segundo	3502	0	2.9
Hawthorne	7924	7	9.5
Inglewood	11,026	9	8.1
Lawndale	5689	7	14.2
Lennox	6603	2	8.7
Manhattan Beach	6524	2	6.3
Redondo Beach	10,123	3	4
Wiseburn	4612	1	6.6

*\*Data as of 10/29/2020*

# Introduction. Reopening Phases



## MODELS OF INSTRUCTION

### DISTANCE LEARNING

Learning that takes place remotely  
100% of the time. Could be described  
as Remote Learning.


### HYBRID LEARNING

Teaching and learning that includes a  
combination of in-person and  
virtual learning.

### IN-PERSON LEARNING

Teaching and learning that occurs  
in-person at the physical school  
sites (100% of the time).

## FIVE-STAGE REOPENING PLAN




*Each stage will gradually bring students  
to campus either in larger groups or for  
longer periods of time and provides flexibility  
to move between the stages as needed.*

## Hybrid Models of Instruction

Stage	Students physically present	On-campus instruction time
1	3 Cohorts (1/3 student body) 8-12 students per classroom	3 hours, 1 day per week per cohort
2	<b>2 Cohorts (1/2 student body)</b> 13-16 students per classroom	3 hours, 1 day per week per cohort
3	2 Cohorts (1/2 student body) 13-16 students per classroom	3 hours, <b>2 days per week per cohort</b>
4	2 Cohorts (1/2 student body) 13-16 students per classroom	<b>Full day</b> , 2 days per week per cohort
5	<b>All students</b>	Full day 2 days per week

Learn more via [bit.ly/wusd-reopening](https://bit.ly/wusd-reopening)





# Engage.

*Distancing, equipment, hygiene, screening, & tracing.*

# Engage. Distancing & Equipment



## Distancing

- 6 foot physical distancing is required throughout district facilities. Signage and markings are posted as reminders.
- Congregation is minimized through the use of teleconferencing, limiting room occupancy, designated one-way paths, and more.
- In-person gatherings of any size are discouraged, but may not exceed 10.


## Equipment

- Personal protective equipment (PPE) is well stocked and readily available.
- Face coverings have been distributed to on-site staff.



PPE is Well-Stocked	
Masks	Face Shields
Thermometers	Hand Sanitizer
Isolation Gowns	Gloves

# Engage. Hygiene & Screening



## Hygiene

- Permanent handwashing signs have been installed over all sinks districtwide.
- Hand sanitizer is available in areas without sink and portable hand sanitizer stands and bottles are stocked.


## Wellness Screening

- Wellness screenings are conducted prior to entering any facility, when feasible.
- The workflow immediately flags affirmative responses.





# Engage. Testing & Tracing

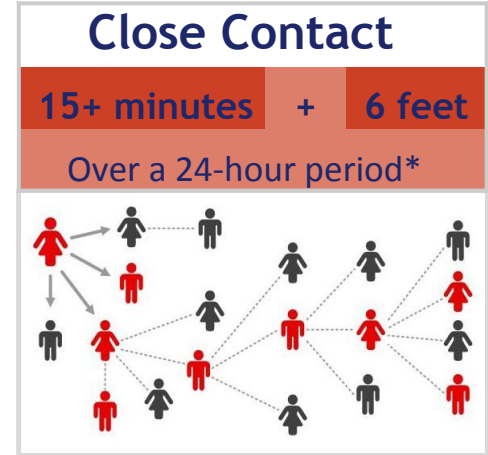



## Testing

- COVID-19 testing (for symptoms or close contacts) is recommended by health officials.
- Surveillance testing plans are ready should we be directed by public health to surveil staff.

## Tracing


- Upon notification of a laboratory confirmed case of COVID-19, the district's compliance team goes into action and implements our containment, response, and tracing protocols.
- The team includes the designated public health liaison, human resources representative, registered nurse, and site administrator.





# Empower.

# Empower. Disinfection



Frequently touched surfaces, common areas, and restrooms are **disinfected** throughout the day.

**Cleaning** occurs after students and staff leave.

## Cleaning

Removes dirt and impurities from surfaces or objects


## Disinfecting

Kills germs on surfaces or objects

## Sanitizing

Reduces germs on surfaces or objects

# Empower. Ventilation




## Actions for increasing ventilation in our classrooms

- HVAC systems are routinely maintained and are set to maximize indoor/outdoor air exchange.
- All filters are changed quarterly and have been upgraded to the highest efficiency possible.
- Aftermarket air purifiers are being researched currently that may add an additional layer of safety.
- Activities and meals are moved to outdoor spaces whenever feasible and weather permitting.







# Empower. Prepared Environments



## Actions for preparing instructional spaces

- Classroom furniture is set up to ensure 6 feet spacing between students at their tables and between students and teachers.
- Soft and porous materials, such as area rugs and seating, have been removed to reduce challenges with cleaning and disinfecting them and to allow proper spacing between desks.
- Furniture that is designed for in-class group activities that bring students closer than 6 feet have been reconfigured or removed.







# Elevate.

# Elevate. Planning



## Planning for in-person programs & activities

- Plans undergo extensive review from key departments, including safety & risk, maintenance, business, and human resources, educational services, special education.
- Prioritize five key concepts:
  - ✓ Staff & student safety
  - ✓ Physical distancing
  - ✓ Infection control
  - ✓ Communication
  - ✓ Equitable access

# Elevate. Guidance



## Grounded in science

All of our plans and actions are based on expert guidance to help keep us safe and healthy. This includes:

- ✓ Los Angeles County Department of Public Health
- ✓ California Department of Public Health
- ✓ Occupational Safety & Health Administration
- ✓ Centers for Disease Control and Prevention

## Well-connected to experts

The district also participates in a weekly call with the Los Angeles County Office of Education and the director of LACDPH, Dr. Barbara Ferrer.



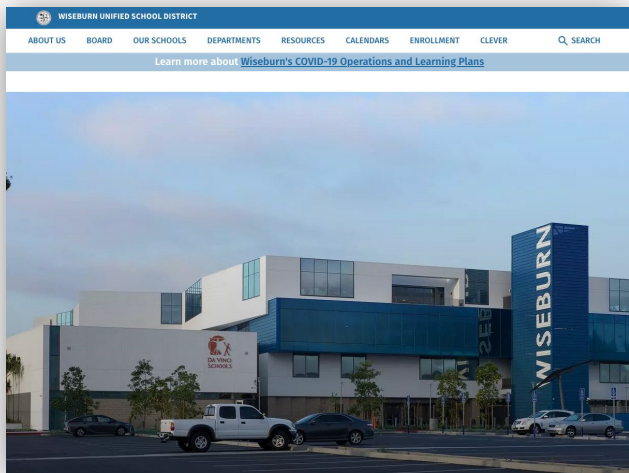
Engage. Empower. Elevate.

# Elevate. Communication Platforms



Important updates and information are shared with district stakeholders across all of our communication platforms.

## Website




[wiseburn.org](https://wiseburn.org)

## Social media



@WiseburnUSD

## Guides for families




## Email updates and newsletters





# Engage. Empower. Elevate. In action!







# Questions?