











Home Learning Grid Year 2 Week 3- 16.11.20

| Day | 0945-1000   | 1010-1030   | 1100-11.20  | 11.20-1140   | 1-1.30pm   | 1.30pm 2.30pm   |
|-----|---|---|---|--|--|---|
| M   | <p><b>Phonics</b><br/> <b>Learning challenge:</b> To recognise the 'ow'</p> <p>Have a go at building these words below. Write each letter on a piece of paper, or a post it note. Say the word as each sound separately and then say the word as a whole.</p> <p><b>Here are the words:</b><br/> <b>Clown – cow – frown.</b></p> <p>Start sounding out 'clown' and then change the word 'clown to cow' and then change the word 'cow' to 'frown'.</p> <p><b>Spellings</b></p> <p>To practice your spellings this week, please have a go at playing these games. Encourage your child to say the word in a sentence verbally, or to write the word into a sentence.</p> <p>E.g word: garden</p> <p>The dog was in the <b>garden</b> playing with its bone.</p> <p>Follow the link to 'Topmarks.co.uk'. The game is entitled: <b>Little Bird Spelling</b></p> | <p><b>Maths</b><br/> <b>Learning challenge:</b> To be able to make equal groups.</p> <p>To understand:<br/>         -What does 'equal' mean?<br/>         Are the groups equal or unequal? Write a label for each.</p>   <p>Complete the sentences<br/>  There are ___ groups of ___ pencils.<br/>  There are ___ groups of ___ flowers.</p> <p>Josh is drawing equal groups of 3</p>  <p>Complete his drawing.<br/>         How do we know that groups are equal?<br/>         How can we check?<br/>         What is the same and what is different?</p> <p><a href="https://academiescentral-my.sharepoint.com/:p/g/personal/v_hollands_phiacademy_org_uk/ESJrgKA5mY1Mu_5Oiyf6cOUBkoxTMZltkJRY_cIM9t84Vg?e=zH4w6">https://academiescentral-my.sharepoint.com/:p/g/personal/v_hollands_phiacademy_org_uk/ESJrgKA5mY1Mu_5Oiyf6cOUBkoxTMZltkJRY_cIM9t84Vg?e=zH4w6</a></p> <p><b>My Maths</b></p> <p>Use your log in details provided in your yellow reading log to log on to MyMaths for some activities to support your child with our unit on multiplication and division.</p>  | <p><b>English</b><br/> <b>Learning challenge:</b><br/>         To write in the role of another character's perspective.</p> <p>To create a thought bubble.</p> <p>In this session, you will be recapping the story so far to create a story map.</p>  <p>Click on the link below to watch the video to learn how to create a story map.</p> <p>Think about how the character of the Fox may be feeling, or thinking.</p> <p><a href="https://we.tl/t-kMS4byLZGa">https://we.tl/t-kMS4byLZGa</a></p>  | <p><b>STORYTIME – reading or listening to a story</b><br/> <a href="https://www.booktrust.org.uk/books-and-reading/have-some-fun/storybooks-and-games/">https://www.booktrust.org.uk/books-and-reading/have-some-fun/storybooks-and-games/</a>.</p> <p>This website has interactive books to read online as well as videos of stories being read aloud.</p> <p><b>Bug Club</b></p> <p>To access books online, please log on to Bug Club.</p> <p>Your class teacher will have allocated books for your child. Linked to these books are comprehension questions to support your child's understanding of the texts they have read.</p> <p><a href="https://www.activelearningprimary.co.uk/login?c=0">https://www.activelearningprimary.co.uk/login?c=0</a></p>  | <p><b>PE</b><br/> <b>Learning challenge:</b> To begin to order instructions, movement and skills.</p> <p>Can you walk forwards and backwards lifting your heels up to your bottom?</p>  | <p><b>Handwriting</b></p> <p><b>Learning challenge: To be able to form the letters lme</b></p> <p>Follow the link below to learn how to write the formation of these letters.</p> <p><a href="https://we.tl/t-g3Gulcd5Rp">https://we.tl/t-g3Gulcd5Rp</a></p> <p><b>Remember to:</b><br/>         Make sure your descenders are in between the black lines</p> |
|     | Morning physical activity - <a href="http://jumpstartjonny.co.uk/">http://jumpstartjonny.co.uk/</a>   | Free time   | Free time   | LUNCH BREAK  | Physical Activity  |   |




Home Learning Grid Year 2 Week 3- 16.11.20

|   |  |  |  |   |   |
|---|--|--|--|---|---|
|   | <p><a href="http://www.ictgames.com/littleBirdSpelling/">http://www.ictgames.com/littleBirdSpelling/</a></p> <ol style="list-style-type: none"> <li>1. Choose year 2.</li> <li>2. Tricky words will be shown. Your child needs to read the word.</li> <li>3. Encourage your child to say each sound before they read the word as a whole. The word will then disappear. Drag the loaves of bread of each letter to the centre (beneath the birds) to build the word and then click 'check'. Repeat this with other spellings.</li> </ol> |  |  |   |   |
| T | <p><b>Phonics</b><br/> <b>Learning challenge:</b><br/>                 To recognise the 'ow' &amp; 'ou' graphemes (letters)</p> <p>See if you can have a go at changing <b>one sound different spellings word puzzles</b> and then have a go at building these words on your own. Write each sound on pieces of paper to build the words. Make sure that if it is a digraph (two letters that make one sound, for example 'll'- that these sounds stay together)<br/> <b>ow – allow, brow, frown</b></p>                                 | <p><b>Maths</b><br/> <b>Learning challenge:</b><br/>                 To learn repeated addition and what the calculation represents.</p> <p><b>Remember to...</b><br/>                 Make sure that you have repeated the number the right amount of times for each group.<br/>                 Make sure the groups are equal.</p> <p><a href="https://academiescentral-my.sharepoint.com/:p:/g/personal/v_hollands_phiacademy_org_uk/EerPQqo-llpPm-ERjAN-AUgBhhJfKFFjH1qCbR5Jdc-hrQ?e=gHninF">https://academiescentral-my.sharepoint.com/:p:/g/personal/v_hollands_phiacademy_org_uk/EerPQqo-llpPm-ERjAN-AUgBhhJfKFFjH1qCbR5Jdc-hrQ?e=gHninF</a></p> | <p><b>English –</b><br/> <b>Learning challenge:</b><br/>                 To be able to carry out research about Foxes.<br/>                 To pre-write (to write bullet points of facts about foxes)</p> <p>Please see powerpoint below with instructions of the lesson enclosed. Think about what a fact file is and the type of information that we may find.<br/> <a href="https://academiescentral-my.sharepoint.com/:p:/g/personal/n_chamberlain_phiacademy_org_uk/EalHfxiRtlpKsTh3pgvEjO8BD4M47k_UGA2VgUnqe5sqzA?e=1Y5fMZ">https://academiescentral-my.sharepoint.com/:p:/g/personal/n_chamberlain_phiacademy_org_uk/EalHfxiRtlpKsTh3pgvEjO8BD4M47k_UGA2VgUnqe5sqzA?e=1Y5fMZ</a></p> <p>Please see the links below to support you in finding out facts about foxes.<br/> <a href="http://foxproject.org.uk/foxy-facts-for-children/">http://foxproject.org.uk/foxy-facts-for-children/</a></p> | <p><b>D&amp;T</b><br/> <b>Learning challenge:</b><br/>                 To be able to use levers to create a moving mechanism.</p> <p><b>You should be able to:</b><br/>                 Find out how this moving mechanism works.<br/>                 Make your own lever mechanism to show an animal jumping or flying.</p> <p>Follow the PowerPoint to learn how to create this at home:<br/> <a href="https://academiescentral-my.sharepoint.com/:p:/g/personal/v_hollands_phiacademy_org_uk/EcD3odMthSdPsKaCPV2IEWkBYPNh5Jloi7cyE4BEnAI5pg?e=xrLuDC">https://academiescentral-my.sharepoint.com/:p:/g/personal/v_hollands_phiacademy_org_uk/EcD3odMthSdPsKaCPV2IEWkBYPNh5Jloi7cyE4BEnAI5pg?e=xrLuDC</a></p> <p><a href="https://academiescentral-my.sharepoint.com/:w:/g/perso">https://academiescentral-my.sharepoint.com/:w:/g/perso</a></p> | <p><b>Handwriting-</b></p> <p><b>Learning challenge: To be able to form the letters ine</b></p> <p>Follow the link below to learn how to write the formation of these letters.<br/> <a href="https://we.tl/t-g3Gulcd5Rp">https://we.tl/t-g3Gulcd5Rp</a></p> <p><b>Remember to:</b><br/>                 Make sure your descenders are in between the black lines.</p> |

## Home Learning Grid Year 2 Week 3- 16.11.20

|   |   |   |  |  |  |  |
|---|---|---|--|--|--|--|
|   | <p><b>ou – bound, count, loud</b><br/>Make 2 lists the 'ow' &amp; 'ou' graphemes and write each word in the correct list.</p> <p><b>Compound game</b></p> <p>Follow the link to play a compound game.<br/><a href="https://www.bbc.co.uk/bitesize/topics/zcgv39q/articles/z38t6fr">https://www.bbc.co.uk/bitesize/topics/zcgv39q/articles/z38t6fr</a></p> <p>A compound word are two separate words that can be merged together to make a word.</p> <p>For example: star fish → starfish</p> <p>Follow the instructions on the site and complete the quiz. See if you can recognise all the compound words shown.</p> |   | <p><a href="http://www.onekind.org/education/animals_a_z/fox_red">http://www.onekind.org/education/animals_a_z/fox_red</a>.</p>  |  | <p><a href="http://www.bbc.com/1/health/science/2019/10/191020-science-foxes">http://www.bbc.com/1/health/science/2019/10/191020-science-foxes</a></p>   |  |
| W | <p><b>Phonics</b><br/>To revise the 'ow' &amp; 'ou' graphemes (letters)</p> <p>See if you can have a go at changing <b>one sound different spellings word puzzles</b> and then have a go at building these words on your own. Write each sound on pieces of paper to build the words.</p> <p><b>ow – owl, mow, cow</b></p>  | <p><b>Maths:</b><br/><b>Learning challenge:</b><br/>To be able to read and construct an array and identify the number of rows and columns.</p> <p><b>Remember to...</b><br/>Make sure the array is equal.<br/>Count your rows and columns.</p> <p><a href="https://academiescentral-my.sharepoint.com/:p:/g/personal/v_hollands_phiacademy_org_uk/EQV7YXKk1KtNsqC2UcTO1gYB2DlbtlyxUgxKhQYef0nrg?e=2HX9rB">https://academiescentral-my.sharepoint.com/:p:/g/personal/v_hollands_phiacademy_org_uk/EQV7YXKk1KtNsqC2UcTO1gYB2DlbtlyxUgxKhQYef0nrg?e=2HX9rB</a></p> | <p><b>English</b></p> <p><b>Learning challenge:</b></p> <p>To begin to create a fact file.</p> <p>Use the links below to learn some facts about Foxes. Record your facts using bullet points.</p> <p><b>For example:</b></p> <ul style="list-style-type: none"> <li>• A fox is a mammal.</li> </ul> <p>Continue adding more bulleted facts about your fox onto your fact file.</p> |  | <p><b>Science</b></p> <p>To be able to understand that animals and humans both produce offspring.</p> <p>To plan and create questions you would want to ask someone who worked with animals.</p> <p>Watch the link here on BBC Bitesize.<br/><a href="https://www.bbc.co.uk/bitesize/topics/zxfrwmn/articles/zbvnsclw">https://www.bbc.co.uk/bitesize/topics/zxfrwmn/articles/zbvnsclw</a></p> | <p><b>Handwriting:</b><br/><b>Learning challenge:</b><br/><b>To be able to form the letters op</b></p> <p>Please follow the link to learn how to form these letters.</p> <p><a href="https://wettransfer.com/downloads/764546976753dccc6be8e841e1881d3b20201110205808/f34447d265f3b61fe9a7a2418f34b5dc20201110205837/059b80">https://wettransfer.com/downloads/764546976753dccc6be8e841e1881d3b20201110205808/f34447d265f3b61fe9a7a2418f34b5dc20201110205837/059b80</a></p> <p><b>Remember to:</b></p> |

Home Learning Grid Year 2 Week 3- 16.11.20

|           |   |   |   |  |  |   |
|-----------|---|---|---|--|--|---|
|           | <p><b>ou – shout, mouth, house</b></p> <p>Now have a go at building these words on your own.</p> <p>Add these to the lists from yesterday with the 'ow' &amp; 'ou' graphemes and write each word in the correct list.</p> <p>Now read these compound words and add them to the correct grapheme list.<br/> <b>ow – powerful, downstairs</b><br/> <b>ou – playground, southeast</b></p>  |   | <p>Here are some links that you can use to learn more facts about Foxes, their diet, and habitat.</p> <p><a href="https://www.youtube.com/watch?v=GBMDbldWx-c">https://www.youtube.com/watch?v=GBMDbldWx-c</a></p> <p><a href="https://www.youtube.com/watch?v=Uc-z7dBF_V4">https://www.youtube.com/watch?v=Uc-z7dBF_V4</a></p> <p><b>Remember to:</b><br/>         Begin to write your bullet points into more detailed sentences.<br/>         Try and use an adjective before the noun when writing your sentence.</p> <p><b>For example:</b> The <b>red</b> fox can run <b>faster</b> than a cat.</p> |  | <p>Think about the similarities and differences between the animals shown. <i>Why do some babies look different to their parents?</i></p> <p>Scroll down and play the game on the page. Your child will need to match the baby to its parent. Humans produce babies as do animals.</p>  <p>Think about what questions you would like to ask about this. Use the question words below:</p> | <p>Make sure your descenders are in between the black lines.</p>  |
| <p>Th</p> | <p><b>Phonics</b></p> <p><b>Learning challenge:</b></p> <p>To revise the 'ow' &amp; 'ou' graphemes (letters)</p> <p>To practice reading and writing words with the 'ow' &amp; 'ou' graphemes read the story The Downs.</p> <p>Click on the link below to learn how to read and write ow words.</p> <p><a href="https://academiescentral-my.sharepoint.com/:p/g/person/v_hollands_phiacademy_org_uk/Eb1RBWJ9ZBUHIC7fVirav7oBbJfvdJ-uSkD1XjZKHGzCg?e=4YxP4I">https://academiescentral-my.sharepoint.com/:p/g/person/v_hollands_phiacademy_org_uk/Eb1RBWJ9ZBUHIC7fVirav7oBbJfvdJ-uSkD1XjZKHGzCg?e=4YxP4I</a></p> | <p><b>Maths:</b></p> <p><b>Learning challenge:</b><br/>         To be able to read and construct an array and record the repeated addition sentence.</p> <p><b>Remember to...</b><br/>         Make sure the array is equal.<br/>         Check that your number sentences matches the array.<br/>         Check that the total of counters in the array is the correct answer.</p> <p><a href="https://academiescentral-my.sharepoint.com/:p/g/person/v_hollands_phiacademy_org_uk/Eb1RBWJ9ZBUHIC7fVirav7oBbJfvdJ-uSkD1XjZKHGzCg?e=4YxP4I">https://academiescentral-my.sharepoint.com/:p/g/person/v_hollands_phiacademy_org_uk/Eb1RBWJ9ZBUHIC7fVirav7oBbJfvdJ-uSkD1XjZKHGzCg?e=4YxP4I</a></p> <p><b>My Maths</b></p> <p>Use your log in details provided in your yellow reading log to log on to MyMaths for</p> | <p><b>English</b></p> <p><b>Learning challenge: To begin to draft a fact file.</b></p> <p>When creating your fact file, you may wish to draw a picture or print a picture of a fox and place it in the centre of your page and write your facts around it.</p>  <p>Think about what questions you would want to ask about foxes that</p>  |  | <p><b>My Maths</b></p> <p>Use your log in details provided in your yellow reading log to log on to MyMaths for some activities to support your child with our unit on multiplication and division.</p>    | <p><b>Handwriting-Learning challenge: To form the letters oy /lme/ ine</b></p> <p>Follow the two links to see the handwriting formation across the week.</p> <p><a href="https://wettransfer.com/downloads/764546976753dccc6be8e841e1881d3b20201110205808/f34447d265f3b61fe9a7a2418f34b5dc20201110205837/059b80">https://wettransfer.com/downloads/764546976753dccc6be8e841e1881d3b20201110205808/f34447d265f3b61fe9a7a2418f34b5dc20201110205837/059b80</a></p> <p><a href="https://we.tl/t-g3Gulcd5Rp">https://we.tl/t-g3Gulcd5Rp</a></p> <p><b>Remember to:</b></p> |

Home Learning Grid Year 2 Week 3- 16.11.20

[mberlain\\_phiacademy.org.uk/ES99Aw30ouVBtiHFb61XIE4BOsOdfLpYzdE5wgmExg1hlw?e=UN4wgu](https://mberlain_phiacademy.org.uk/ES99Aw30ouVBtiHFb61XIE4BOsOdfLpYzdE5wgmExg1hlw?e=UN4wgu)

some activities to support your child with our unit on multiplication and division.



will encourage those who read your fact file to ask themselves.

For example:

***Are Foxes nocturnal?  
Do foxes have babies?***

Please see powerpoint presentation with the link attached and instructions to explain how you can add to your fact file.

[https://academiescentral-my.sharepoint.com/:p/g/person/n\\_c\\_hamberlain\\_phiacademy.org.uk/Ec1x9FsswUdMnYUKY\\_rQQaYB\\_UdvxB4gmZ2r9Sqs60KYmg?e=3I3DyY](https://academiescentral-my.sharepoint.com/:p/g/person/n_c_hamberlain_phiacademy.org.uk/Ec1x9FsswUdMnYUKY_rQQaYB_UdvxB4gmZ2r9Sqs60KYmg?e=3I3DyY)

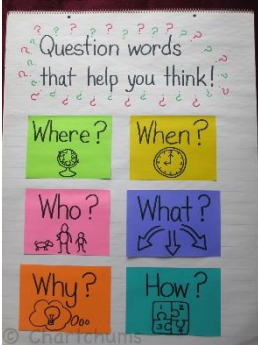


***Remember:***  
*Your facts now need to be written into sentences and punctuated correctly with a capital letter and a full stop.*

**Bug Club**

To access books online, please log on to Bug Club.  
Your class teacher will have allocated books for your child. Linked to these books are comprehension questions to support your child's understanding of the texts they have read.

Make sure your descenders are in between the black lines.

Home Learning Grid Year 2 Week 3- 16.11.20

|   |  |   |  |  |   |  |  |
|---|--|---|--|--|---|--|--|
|   |  |   | <p><a href="https://www.activelearnprimary.co.uk/login?c=0">https://www.activelearnprimary.co.uk/login?c=0</a></p>   <p>Additionally, think about what type of 'did you know' questions you would like to add to your fact file. Here are example of question words.</p> |  |   |  |  |
| F | <p><b>Phonics</b></p> <p>LO: To practice using the digraphs 'ou' 'ow' in words through dictation.</p> <p>Today we are going complete a <b>sentence dictation</b></p> <p>Ask a member of your family read the sentence slowly whilst you write it down.</p> <p>Click the link below:</p> <p><a href="https://academiescentr">https://academiescentr</a></p> | <p><b>Maths -</b></p> <p><b>Learning challenge:</b><br/>To be able to read and construct an array and record the repeated addition sentence and understand there is more than one answer.</p> <p><b>Remember to...</b><br/>Make sure the array is equal.</p> <p><a href="https://academiescentral-my.sharepoint.com/:p:/g/personal/v_hollands_phiacademy_org_uk/EaEdGLcqYlxCGDSvtk1lSkoBWeZlehd9vQR1K6-JwEuCgw?e=afDuLs">https://academiescentral-my.sharepoint.com/:p:/g/personal/v_hollands_phiacademy_org_uk/EaEdGLcqYlxCGDSvtk1lSkoBWeZlehd9vQR1K6-JwEuCgw?e=afDuLs</a></p> | <p><b>English: Grammar</b></p> <p><b>Learning challenge:</b><br/>To know what an adjective is.</p> <p>An adjective is a word that is used to describe a noun.<br/>For example: The <b>black</b> sky</p>  <p>Use the link below from Purple Mash to have a go at choosing a noun (an animal) and then describing it using adjectives.</p>                 |  | <p><b>Physical Activity--</b></p> <p><b>Learning challenge:</b> Can you travel in a zig zag holding your heels up to your bottom?</p> <ul style="list-style-type: none"> <li>➤ <b>Remember to:</b><br/>Keep your head up and still.</li> <li>➤ Keep your back straight.</li> <li>➤ Swing your arms to help to keep your balance.</li> <li>➤ Stay on your line with your head up.</li> </ul> | <p><b>Computing --</b></p> <p><b>Learning challenge:</b><br/>To use yes and no questions to separate information.</p> <p>Use the PowerPoint to practice asking closed questions. Why no challenge a family member to a game of Guess Who.</p> <p><a href="https://academiescentral-my.sharepoint.com/:p:/g/personal/v_hollands_phiacademy_org_uk/Ea3uCcekoA9DjRXaCwBmibABmZoG-KaceS9w31sn0GRnpQ?e=te85Wk">https://academiescentral-my.sharepoint.com/:p:/g/personal/v_hollands_phiacademy_org_uk/Ea3uCcekoA9DjRXaCwBmibABmZoG-KaceS9w31sn0GRnpQ?e=te85Wk</a></p> |  |

Home Learning Grid Year 2 Week 3- 16.11.20

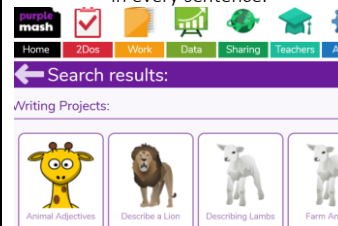
[al-my.sharepoint.com/:p:/g/personal/n\\_chambrlain\\_phiacademy\\_org\\_uk/Eb0-swiuCTFDihTDWs4VpGkBB1ae\\_9dW2F3MckGWKKdf0g?e=57BL4c](https://my.sharepoint.com/:p:/g/personal/n_chambrlain_phiacademy_org_uk/Eb0-swiuCTFDihTDWs4VpGkBB1ae_9dW2F3MckGWKKdf0g?e=57BL4c)

Remember to say your sounds as you write them and read the word.

On Purple Mash go to the tab at the top of the page called '2dos'. Your teacher has set this as a task. The program is called 'Animal Adjectives'. [https://www.purplemash.com/#app/pup/handassurprise\\_captions\\_2](https://www.purplemash.com/#app/pup/handassurprise_captions_2)

Remember to:

- 1) Think about the adjectives that best describe what the noun looks like.
- 2) You may wish to write this in a full sentence.
- 3) Remember capital letters, full stops and finger spaces in every sentence.



➤ Use opposite arm to leg when travelling forwards.

