





**Year 1 Home Learning Guide: Term 2 - Week 3**

Day	0945-1000	1010-1030	1100-11.20	11.20-1140	1-1.30pm	1.30pm 2.30pm	Physical Activity																		
M	<p style="writing-mode: vertical-rl; transform: rotate(180deg);"><b>Morning physical activity - <a href="http://jumpstartjonny.co.uk/">http://jumpstartjonny.co.uk/</a></b></p> <p><b>Phonics:</b> <b>To be able to find sounds and create words.</b></p> <p><a href="https://academiescentral-my.sharepoint.com/:p:/g/personal/n_makuch_phiacademy_org_uk/Edbgy-ovVNxEjUzEcV83CGgB_oEyl857i-nULk9rzZq1Tg?e=EbNgvM">https://academiescentral-my.sharepoint.com/:p:/g/personal/n_makuch_phiacademy_org_uk/Edbgy-ovVNxEjUzEcV83CGgB_oEyl857i-nULk9rzZq1Tg?e=EbNgvM</a></p> <p><b>x y ff ll ss zz</b></p> <p>Can you find the different sounds in a <b>symbol search</b>? Can you now say the sound and write the letter in the air and then on your paper.</p> <p><b>Remember two letters one sound.</b></p> <p>You can use felt tips or crayons in rainbow colours.</p>	<p><b>Maths - Place Value to 20</b> <i>LO: To be able to count forwards and backwards.</i> <i>To be able to count in multiples of 2, 5 and 10s.</i> <i>To be able to recognise number patterns.</i></p> <p>Click on the link below and log into your 'My Maths' account. <a href="https://app.mymaths.co.uk/35-lesson/counting-1">https://app.mymaths.co.uk/35-lesson/counting-1</a></p> <table border="1" data-bbox="459 550 817 893"> <thead> <tr> <th colspan="2">Chapter title</th> </tr> </thead> <tbody> <tr><td>1</td><td>Counting people game &gt;</td></tr> <tr><td>2</td><td>Counting fish &gt;</td></tr> <tr><td>3</td><td>Balloon pop game &gt;</td></tr> <tr><td>4</td><td>Lily pads game &gt;</td></tr> <tr><td>5</td><td>Scarf &gt;</td></tr> <tr><td>6</td><td>Snake game &gt;</td></tr> <tr><td>7</td><td>Pairs game &gt;</td></tr> <tr><td>8</td><td>Beat The Clock &gt;</td></tr> </tbody> </table> <p>Click on the first chapter and follow the instructions to complete each activity. Read the questions at the end of each page. Use the pictures to help you to answer them.</p>	Chapter title		1	Counting people game >	2	Counting fish >	3	Balloon pop game >	4	Lily pads game >	5	Scarf >	6	Snake game >	7	Pairs game >	8	Beat The Clock >	<p><b>English – To describe a character</b></p> <p><b>Click on the link below to see the story:</b></p> <p><a href="https://academiescentral-my.sharepoint.com/:p:/g/personal/n_makuch_phiacademy_org_uk/EVx6fzC4bq9Pu06IjmG8q2lBtzokXGpgkK5JNuiVc8W5lw?e=l6kpbS">https://academiescentral-my.sharepoint.com/:p:/g/personal/n_makuch_phiacademy_org_uk/EVx6fzC4bq9Pu06IjmG8q2lBtzokXGpgkK5JNuiVc8W5lw?e=l6kpbS</a></p> <p>Look at the slide 4 image of Astrid's Dad swinging her around. Look at how happy Astrid looks. <i>Can you think of a time you felt as happy as Astrid?</i></p> <p><b>Task</b> Draw a memory and describe the memory in full sentences. Can you then explain why the memory is special to you?</p> 	<p><b>STORYTIME – reading or listening to a story</b> <a href="https://www.booktrust.org.uk/books-and-reading/have-some-fun/storybooks-and-games/">https://www.booktrust.org.uk/books-and-reading/have-some-fun/storybooks-and-games/</a>. This website has interactive books to read online as well as videos of stories being read aloud.</p>	<p style="writing-mode: vertical-rl; transform: rotate(180deg);"><b>LUNCH BREAK</b></p>	<p><b>Reading via Bug Club</b> Reading via Bug Club or your allocated reading book(s).</p>  <p><b>Bug Club</b> <a href="https://www.activelearnprimary.co.uk/login?c=0">https://www.activelearnprimary.co.uk/login?c=0</a></p> <p><b>Computing –</b> This week we are going to be using Purple Mash to make our Space animations even better! Log in using your <b>Log in &amp; password</b> (stuck onto the inside cover of your Reading Journal).</p> <p>Open Art – 2Animate – Launch App. Then click on the 'Landscape' icon and choose a background that looks like Space.</p>  <p>Select 'All Frames' and click 'OK'. You should have 4 slides that look identical.</p> <p>Next, click on the 'Pen' icon again and choose a colour that will stand out, so that you can create a rocket shape. Now click on the 'Tool' icon and select the pencil. Use this to draw a rocket in the bottom left hand corner of your first slide. Drag this slide into slide 2.</p> <p>Now open the 'Tool' icon and select the 'Cut' icon (bottom, right):</p>  <p>Now draw the cutting box around your rocket. Make sure you have included all of your rocket in your box. Then move the rocket slightly, so it looks as if it's going on the next part of its' flight path.</p> <p>Now drag this picture into Slide 3. Cut &amp; move this rocket, so it travels further along its' flight path. Drag this into slide 4. Cut &amp; move this rocket, so it travels further along its' flight</p>	<p><b>Physical Activity</b></p> <p>This week we're going to practice moving in different ways by pretending that we are changing the gears on our bicycle, without actually riding our bikes at all!</p> <p>Practise these different movements for each gear:</p> <p><b>1st gear:</b> walk with really high knees</p> <p><b>2nd gear:</b> gallop like a horse</p> <p><b>3rd gear:</b> skip</p> <p><b>4th gear:</b> hopscotch</p> <p><b>Remember:</b> Don't try these movements when you are</p>
Chapter title																									
1	Counting people game >																								
2	Counting fish >																								
3	Balloon pop game >																								
4	Lily pads game >																								
5	Scarf >																								
6	Snake game >																								
7	Pairs game >																								
8	Beat The Clock >																								

**Year 1 Home Learning Guide: Term 2 - Week 3**

path. You should now have a rocket ready to take flight. Click on the green triangle icon at the top and watch your animation. You can make your animation go faster and slower by sliding the bar across. Press the blue stop square to go back to your animation making screen. Can you work out how to add more slides to your animation?



**Remember:**  
Don't forget to 'Enter a file name' before you save.  
Always tell your grown-up if you see anything on the internet or whenever you are online that gives you a funny feeling in your tummy.

cycling on a real bike – you might fall off!

**Music–**  
This week we want you to explore **Dynamics**. Follow the PowerPoint link below:  
<https://academiescentral.sharepoint.com/p:/s/PoundHillInfantAcademy/Ebc1b901fhdPupJqGz5SS50B8pPnixz5KZV9Ny5dkWmPzw?e=ZcHjmR>

Reading via Bug Club or your allocated reading book(s).




**Bug Club**  
<https://www.activelearnprimary.co.uk/login?c=0>

Enjoy listening to the Orchestral performance of 'Mars' (Holst, The Planet Suite):  
<https://www.bbc.co.uk/programmes/p02b14ld>



You might also like to listen to this introduction to 'Mars'. We want you to think about how you felt when you were listening to Mars and the message Holst was trying to give when he composed Mars. Do you feel the same about Mars as Holst did?

**Phonics:**  
Today we are going to be **word building**.  
We are going to say the sounds and build the word  
**Buzz, hiss, gruff, fell,**  
Have a go at writing each sound onto a piece of paper or a post it note and then move the sounds closer together to make the words.

**Maths –**  
**Place Value to 20**  
LO: To be able to count forwards and backwards.  
To be able to count in multiples of 2, 5 and 10s.  
To be able to recognise number patterns.  
Visit the 'my maths' website  
  
Click on the link to access the place value quiz  
<https://app.mymaths.co.uk/35-homework/counting-1>

**English –**  
**To make a prediction.**  
Look at the picture of Astro girl on the first slide  
Does this illustration remind you of any stories you already know? What could her story be about? What might have happened just beforehand? What might happen next?



Can you explore and predict what the story is about, what has happened and what will happen next in full sentences.  
**Remember to include capital letters and full stops.**  
**Remember to say your sounds and write the word.**


T

**Year 1 Home Learning Guide: Term 2 - Week 3**

<https://www.bbc.co.uk/programmes/articles/14ZjT5yjnKQRdKVsqRlzk1x/mars-from-the-planets-by-gustav-holst>

**Remember:**  
**Dynamics** is how loud or quiet a piece of music is.  
**Rhythm** is the same as the syllables in a word or words.

Q1 Counting  
How many?



1) Count the objects and write the numeral into the box on the right. Remember to count using 1.1. correspondence.

**English –To recall facts**

**Watch the link below:**  
<https://www.bbc.co.uk/iplayer/episode/b04p4zsl/poppies>

Think about: Why poppies are so important today?  
 How do you think the animals are feeling here? Why?  
 Challenge yourself to write the key facts in full sentences.  
 Then draw a picture of a poppy and colour it in using red and black pencils.

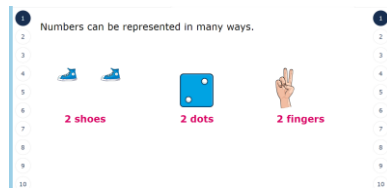

**Maths:**
**Place Value to 20**

*LO: To be able to represent numbers using objects, symbols, numerals and words.*

*To be able to compare and order numbers on a number track.*

*Log into your 'My Maths' account. Click on the link below:*

<https://app.mymaths.co.uk/6000-lesson/introducing-number-and-place-value>




Click on the tabs to play the links. These links will show you all the different ways that numbers can be shown.

How many different ways can you show the number 5? 2? How are these numbers different to one another?


**DT-**

Watch this video that shows a Lunar Rover or Moon Buggy moving on the moon:



<https://www.youtube.com/watch?v=5cKpzp358F4>

This week, we would like you to design a Moon buggy that has an axle, so that its wheels can move freely. Whilst you're making your plan, think about the junk materials that you would like to make your finished Moon Buggy from.



**Remember:**  
 Junk materials can include any junk materials

you can find around your home e.g. cereal boxes, lids, cartons etc.

Reading via Bug Club or your allocated reading book(s).



**Bug Club**  
<https://www.activelearnprimary.co.uk/login?c=0>

**Phonics:**

Today we are going to be using **sound swap**.

Write each sound out on a piece of paper or onto a post it note.

Then build each word saying the sounds aloud as you build the word.





Then say the sound to read the word and identify the sound we need to swap to build all of the words.

bell  
 tell  
 till

Make sure you say the whole word after you have

W

**Year 1 Home Learning Guide: Term 2 - Week 3**

	<p>blended the sounds together.</p> <p><b>bell → tell → till → bill</b></p>					
Th	<p><b>Phonics:</b></p> <p>Today we are going to complete a <b>sentence dictation</b></p> <p>Can a member of your family read the sentence and then you write it?</p> <p><b>A cat had to buzz the bell at the till.</b></p> <p><b>Remember to say your sounds as you write them and read the word.</b></p>	<p><b>Maths</b> <b>Place Value to 20</b> <i>LO: To be able to represent numbers using objects, symbols, numerals and words.</i> <i>To be able to compare and order numbers on a number track.</i></p> <p>Visit the 'my maths' website</p>  <p>Click on the link to access the quiz: <a href="https://app.mymaths.co.uk/6000-homework/introducing-number-and-place-value">https://app.mymaths.co.uk/6000-homework/introducing-number-and-place-value</a></p> <p>Remember to:</p> <ul style="list-style-type: none"> <li>-Read the questions and answer them by inserting your answer into the boxes provided.</li> <li>-Ask a grown up to help you if you need help to read the questions.</li> </ul>	<p><b>English – To describe.</b></p> <p>Thinking about your English learning so far this week for Astro Girl can you draw a picture of your family and describe your family in full sentences. What do they look like? Can you explain why they are special using descriptive language. Then can you describe what you like to do with your family?</p> <p><b>Remember to say your sounds and write the words.</b> <b>Remember capital letters and full stops.</b></p>		<p>Reading via Bug Club or your allocated reading book(s).</p>  <p><b>Bug Club</b> <a href="https://www.activelearnprimary.co.uk/login?c=0">https://www.activelearnprimary.co.uk/login?c=0</a></p>	<p><b>RE – Gifts and The Christmas Story</b> This week we are learning about the gifts that Christians believe the Three Kings gave to baby Jesus. Please watch the link below: <a href="https://academiescentral.sharepoint.com/:p/s/PoundHillInfantAcademy/ESxecEjVpoZImDSOCX1sDK0BxOnumR3gl5HcXKGUUGsQeA?e=nopG4J">https://academiescentral.sharepoint.com/:p/s/PoundHillInfantAcademy/ESxecEjVpoZImDSOCX1sDK0BxOnumR3gl5HcXKGUUGsQeA?e=nopG4J</a></p> <p>What special gift would you give to baby Jesus or another new born baby to celebrate their birth? Draw a picture of the gift and write about how you think baby Jesus or another new born baby would feel when they were playing with or using your gift?</p> <p><b>Remember –</b> Special gifts don't have to cost anything; sometimes the most special gifts cost nothing at all.</p>
F	<p><b>Phonics:</b></p> <p>Using the sounds from this week challenge yourself to create as many different words as you can.</p>	<p><b>Maths</b> <b>Place Value to 20</b> <i>LO: To be able to represent numbers using objects, symbols, numerals and words.</i> <i>To be able to compare and order numbers on a number track.</i></p> <p><b>Have a go at reading and solving the</b></p>	<p><b>English</b> <b>Learning objective: To make an inference.</b></p> <p>Look at the picture below.</p>		<p>Reading via Bug Club or your allocated reading book(s).</p>  <p><b>Bug Club</b> <a href="https://www.activelearnprimary.co.uk/login?c=0">https://www.activelearnprimary.co.uk/login?c=0</a></p>	<p><b>TIME TO SHINE –</b> Please share your creations and activities via your year group Twitter page. </p> <p>Please remember that you can follow us at : <a href="https://twitter.com/PHInfants">https://twitter.com/PHInfants</a> <a href="https://twitter.com/PHIYear1">https://twitter.com/PHIYear1</a> <a href="https://twitter.com/PHIYear1">https://twitter.com/PHIYear1</a></p>

Year 1 Home Learning Guide: Term 2 - Week 3

x y ff ll ss zz

For example-

gru-

be-

hi-

fu-

Remember to say the sounds and read the word as your write them.

problem below. You can use a number track to help you.

Adam thinks of a number.



1 more than his number is 11

What is his number? \_\_\_\_\_

Jan thinks of a number.



1 less than her number is 15

What is her number? \_\_\_\_\_



This is Astrid in her room. What does this picture tell us about her?

What do you think she really loves? Is there something that you really love as much as she loves about Space?

Task.

Now have a go at drawing an outline of Astrid.

[ary.co.uk/login?c=0](http://ary.co.uk/login?c=0)

**Year 1 Home Learning Guide: Term 2 - Week 3**

Describe her appearance and behavior around the outside and her thoughts, feelings and personality on the inside of your drawing.

