






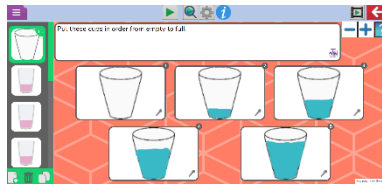






Day		0945-1000	1010-1030	1100-11.20	11.20-1140	1-2
M	Morning physical activity - http://jumpstartjonny.co.uk/	Phonics – word building Have a go at building some of the words below, get someone to say the word very slowly and think about the sounds that you can hear in the word. You might want to write the sounds on cards before - hand so that you can move them around Have a go at writing those sounds down. Now point to each sound and say the sound and read the word Words: Bag, can, gap, cap Remember: Listen carefully to the sounds you can hear Make sure that you are saying the sounds clearly Make sure you letters are written the right way round You don't have to do all the words in one go you could spread it out over the week	Maths – Capacity Please see the powerpoint on an introduction to capacity. Jack and Jill want to find some buckets to fill the water up from the well. Find some containers/buckets/pots/plastic cups around your house and use objects to fill up your buckets (e.g. lego, pom poms, building blocks). Remember: Have a think about using the key vocabulary when filling up your containers, is it full, half full or empty? 	Literacy/speaking: Last week we were helping Humpty Dumpty, now this week we are going to help Jack and Jill. Do the children know the Jack and Jill rhyme? Can you say it together?  Poor Jack and Jill keep falling down the hill. Can you make a plan to help keep them safe on the hill? If you do this through pictures, can you have a go at writing some labels and captions? Remember: Think about what you want to draw / write. When writing words, think about what sounds you can hear and write those down.	STORYTIME – reading or listening to a story https://www.booktrust.org.uk/books-and-reading/have-some-fun/storybooks-and-games/ . This website has interactive books to read online as well as videos of stories being read aloud.	Music / Computing Have a go at creating your own music using purple mash: https://www.purplemash.com/#app/tools/2explore This link will enable you explore the sounds of different instruments. Listen to each instrument and see which sounds you like or dislike. Can you explain why you did or did not like them? You can then have a go at recording your own piece of music by clicking the record button and tapping the instruments you want to use.  Remember Think carefully about the instruments you are choosing. When using a computer, always make sure that a grown up knows what you are doing.
T		Reading Log into bug club and read a story with your grown up. Remember: To talk about what happened in the story and what you think might happen next to develop understanding and speaking and listening skills. Have a go at spotting the sounds that we have learnt at school. Have a go at reading the words – say the sound and read the word. 	Maths – Capacity Jack and Jill want to find out which container would be the best container to fill as much water as possible. Recap the keywords (full, half full and empty) from the previous session. This time find different sized containers and have a think about which container hold the most/least objects and have a go at explaining your findings? Remember: You could have a go at drawing the different containers you used and write which one held the most/least objects. 	Literacy - Handwriting: Using the video on the website, can you have a go at writing the new sounds that we learnt last week? The sounds are b, c, g, h. Please see the video on our website – Handwriting b, c, g, h. Also find the written sayings for letter formation under 'Letter Formation Sheet'. Remember: Listen carefully with the instructions and make sure you start in the same place. 		Art: When Jack and Jill were climbing on the hill they keep breaking their buckets – so they need you to make some new ones for them. Think about what would be the best things to use for your bucket? Remember: How are you going to make sure that it is really strong? You don't want it to get soggy if it gets wet. What could you use to make a strong handle for your bucket? 

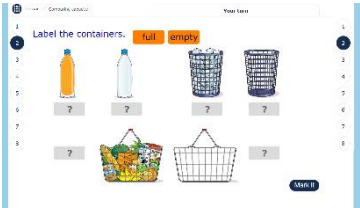


LUNCH BREAK

Physical Activity

Pound Hill Infant Academy Home Learning Guide:

W	<p>Phonics and reading – Sound swap</p> <p>Today we are going to have a go at making some words and listening to the sounds to see which one we need to swap to make a different word.</p> <p>Words to use: Bag, tag, sag, sat, cat, mat, bat, bit, bag</p> <p>Remember You don't need to do all the words in one go you can do a few at a time Say the word slowly to hear the sounds Remember to use the letter sounds and not the letter names. Each word will only need one sound to change.</p>	<p>Maths – Capacity</p> <p>Have a go at completing the capacity activities on purple mash: https://www.purplemash.com/#app/maths/maths_measures_Q2_y1</p> <p>These activities include putting the different cups of water in order starting from empty, nearly empty, half full, nearly full and full.</p> <p>Remember: Remember to think carefully look at how much water is in each cup and use the keywords to help you describe how much water is in each cup.</p> 	<p>Literacy/speaking:</p> <p>Think back to Monday, who were we helping, Jack and Jill! You thought of plans to help to keep them safe on the hill. Can you now have a go at writing them a letter to tell them all about your ideas?</p> <p>Please see the video on our website – Literacy Letter Writing.</p> <p>Remember: Think about what you want to write before you start. Do one word at a time. Remember to think about the sounds you can hear and write them down.</p>	<p>Art:</p> <p>Jack and Jill want to create a map from their house to the hill so that they can remember how to get there and remember the way back again. They need to know everything that they might see on their journey.</p> <p>Remember: Think about what they might see on their journey. Where is their house going to be? Where will the hill and well be? How long will it take them to get there?</p> 
Th	<p>Reading</p> <p>Log into bug club and read a story with you're grown up.</p> <p>Remember: To talk about what happened in the story and what you think might happen next to develop understanding and speaking and listening skills. Have a go at spotting the sounds that we have learnt at school. Have a go at reading the words – say the sound and read the word.</p> 	<p>Maths – Capacity</p> <p>Watch the video about capacity on the link below: https://www.bbc.co.uk/bitesize/topics/zt9k7ty/articles/zp8crdm</p> <p>Can you have a go at ordering the bins from empty > full.</p> <p>Remember: To think about the key vocabulary we have learnt this week about capacity. Full Nearly full Half full Nearly empty Empty.</p>	<p>Literacy - Handwriting:</p> <p>Can you go over the sounds that you know and have a go at writing them?</p> <p>The sounds are m, a, s, i, t, n, o, p, b, c, g, h.</p> <p>Also, why don't you have a go at writing your name? See if you can write it in lots of different colours and lots of different sizes.</p> <p>Remember: Listen carefully with the instructions and make sure you start in the same place.</p> 	<p>Art/Understanding of the world:</p> <p>When Jack and Jill have been carrying their water they have noticed that things keep falling in their bucket – some things drop to the bottom and some things stay on the top. Talk about the words floating and sinking and what this means.</p> <p>Can you find some objects that you don't mind getting wet and predict whether they will float or sink in water? Have a go at putting these objects into some water to see what happens!</p> <p>Remember – Only choose objects that you don't mind getting wet Have a go at explaining why you think they might float or sink</p> 

Pound Hill Infant Academy Home Learning Guide:

F		<p>Phonics and reading: Using the common word cards you have been sent home get someone to hide them in different places and go on a word hunt. Remember to read each word when you find it.</p> <p>Remember Make sure that you look at the word carefully Think about the word that you are reading Can you spot the words in any books that you are reading.</p>	<p>Maths – Capacity</p> <p>Log into My Maths and complete the activities on capacity. https://app.mymaths.co.uk/5930-lesson/comparing-capacity</p>  <p>Remember: To think about the key vocabulary we have learnt this week about capacity. Full Nearly full Half full Nearly empty Empty.</p>	<p>Literacy – Can you have a go at writing a speech bubble for Jack and Jill? What might they say to each other when they are working together carrying the bucket up the hill? You could draw Jack and Jill as well to show who is speaking.</p> <p>Why don't you try it on Purple Mash? https://www.purplemash.com/#app/mashcam/humpty_dumpty_cam</p> <p>If you wish to add your face to Humpty Dumpty, click on the face of the character to add in your picture.</p> <p>Remember an adult needs to be with you during this activity.</p> <p>Remember – Write down what Humpty Dumpty may be thinking or feeling at this part of the story.</p> 		<p>TIME TO SHINE – Please share your creations and activities via your year group Twitter page. </p> <p>Please remember that you can follow us at : https://twitter.com/PHInfants</p> <p>You can also follow our Reception Twitter page @PHReception</p>
---	--	--	---	--	--	--

If you need a reminder of log in information for any of the sites mentioned below please do not hesitate to email – office@phiacademy.org.uk

Instructions on how to get to mini mash:

1. Log into Purple Mash
2. Click on Mini Mash
3. It should take you straight to Mini Mash, but if another screen comes up press 'Enter Mini Mash'.

Espresso is a platform that the Academy subscribes to and is used for all areas of the curriculum with great videos and activities –

<https://www.discoveryeducation.co.uk/what-we-offer/discovery-education-espresso>

Username: student29349

Password - Poundhill2016 (case sensitive)

Pound Hill Infant Academy Home Learning Guide:

When clicking on the link you will then see a log in to espresso button, clicking on this will take you to a login page. After logging in a 'my services' page may appear, click on the Discoveryeducation/espresso box and it should take you to the home page. Useful activities can be found through searching key words or looking at the Foundation Stage section.