

Chromebook Resources

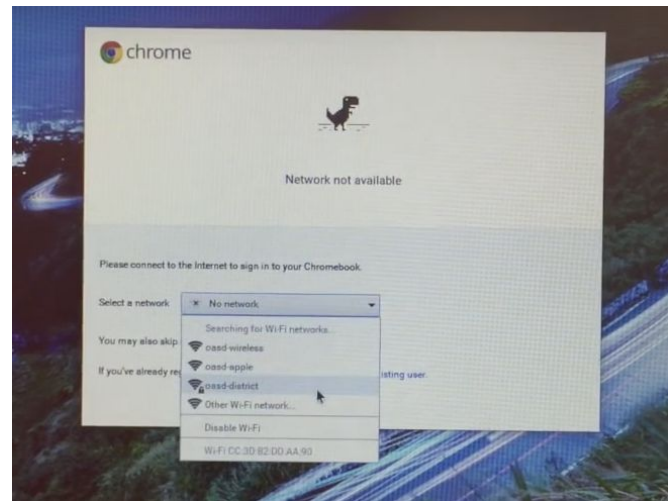
Chromebook Troubleshooting Resources

[Connecting Chromebook to the Wifi \(OASD-District\) - Video](#)
1:29

Sometimes the CB will struggle to connect to the wifi. There are a few things that can be done to troubleshoot this.

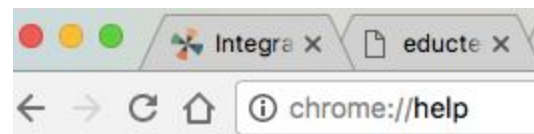
Always start with restarting the CB

Make sure it is the student who connects to the wifi



Force a Chrome Update
Chrome://help

Many times kids don't shut down entirely. Forcing an update may help thing run smoothly. Have kids shut down each time they put the CB away.



[Clearing your Cache/Browsing History - Video](#) - 0:60

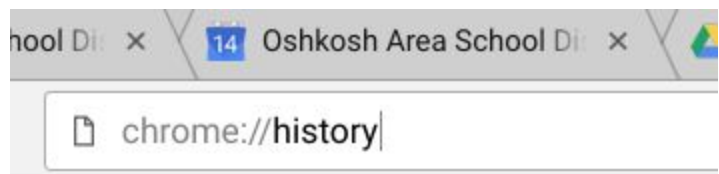
Keyboard shortcut:
Shift+ctrl+backspace

Type in URL bar:
chrome://history

Clear history from the beginning of time

Always restart the CB after this process

Clearing the Cache/Browsing History is a great way to speed things up on the CB. Your browser tends to hold onto information, and over time it could cause problems with logging in or bringing up websites. It's always a good idea to clear out the cache, or browser

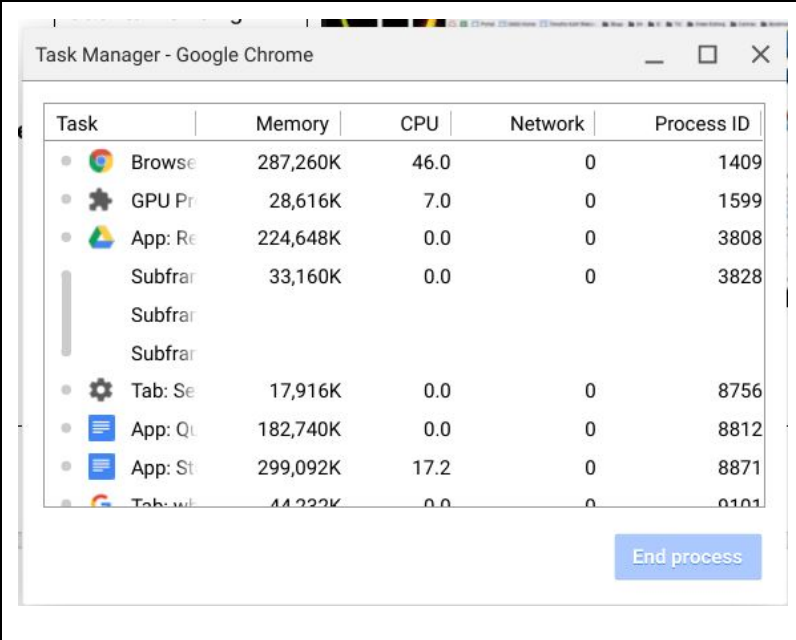


history, and clear cookies on a regular basis.

Slow CB Functions? - Keyboard Shortcut to see what is running on your Chromebook: **search + esc**

This handy little tool really shows why a CB may not be running smoothly. As students visit gaming, social, or even research sites, rouge extensions can get added to the browser.

Deleting or shutting them down from this area is not recommended. See Cleaning up Spam Extensions below.



[Cleaning up Spam Extensions - 60 Sec Video](#)

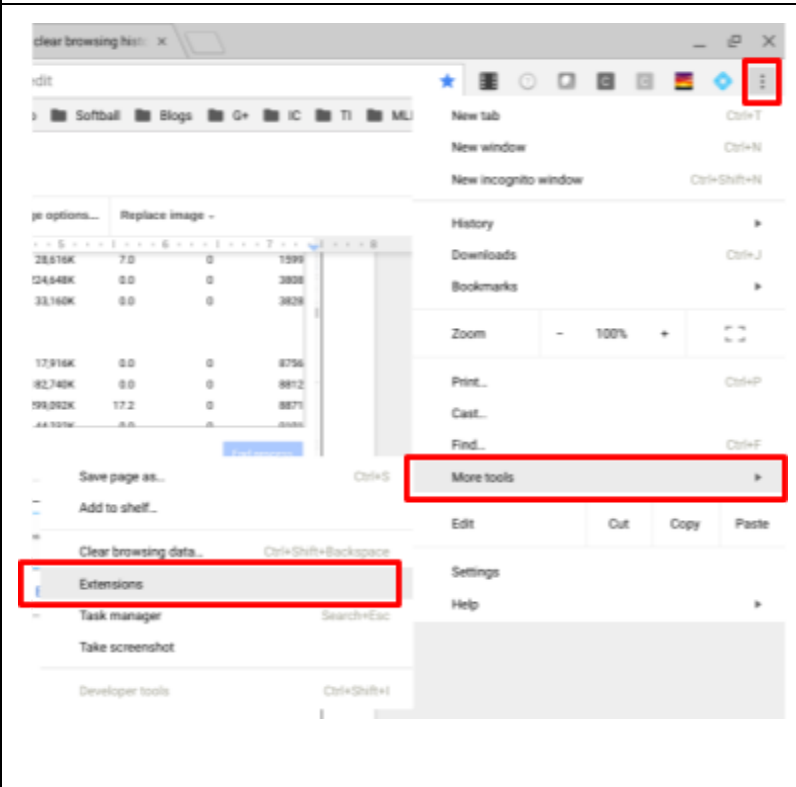
Type in the URL bar:
chrome://extensions

Always restart the CB after this process

Some extensions are necessary for the function of the CB. Some are automatically put their by the district. Span extensions are usually pretty obvious to spot by their unusual name or look.



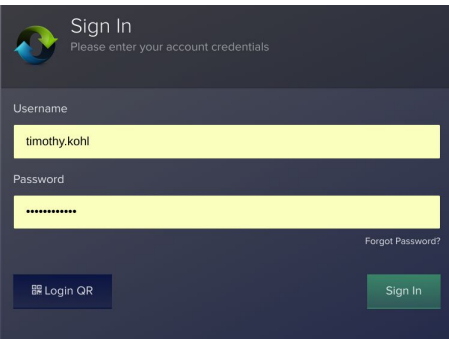
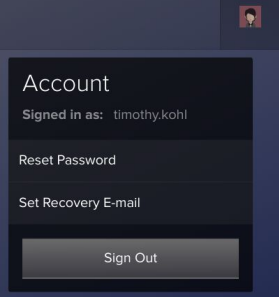
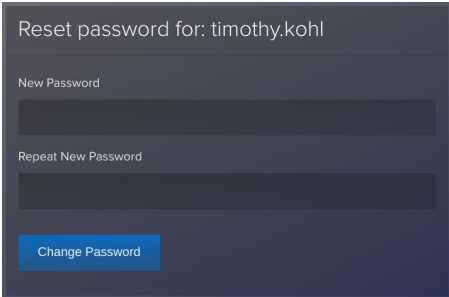




Delete extensions that are not needed, or are suspiciously causing CB problems.

Extensions can be re added if accidentally deleted.



Installing an AdBlocker Extension

Chrome Web Store

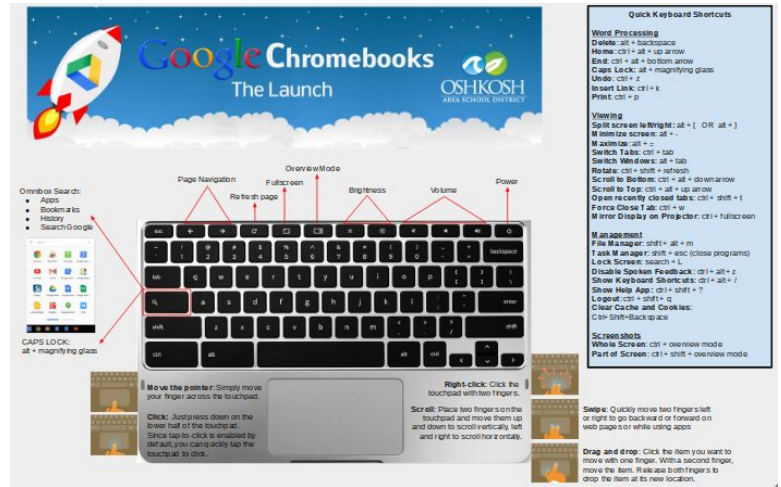
<p>Change Your Student Password</p> <p>Student Instructions for Changing a Password</p> <p>Forgot your Password?</p> <p>Teacher Instructions for Students who have forgotten their password</p> <p>Video Instructions 1:15</p> <p>Link to Omni ID</p> <p>Always restart the CB after this process</p>	<p>5th grade students will eventually change their password to something personal besides their own student ID.</p> <p>Be sure the student has gone through training before changing passwords.</p> <p>Students should understand the importance of a strong password as a 21st century skill.</p>	<p>Click on button to access link:</p>     
<p>Google Drive Offline Access - 60 sec Video - 1:32</p>		 <p>Instructional Technology Integration</p> <p>Google Driven Offline </p> 
<p>Middle School Only *This is NOT available at all schools.</p> <p>Go to Pawprints</p> <p>Pawprints - Video 1:31</p> <p>Troubleshooting Guide - Doc</p>	<p>Please fill out this form if you are a middle school student who needs assistance with your OASD-issued HP Chromebook.</p> <p>Providing as much information as possible will allow a faster resolution to the issue that is occurring.</p> <p>Be sure to follow the troubleshooting guide prior to</p>	 <p>Oshkosh Area School District Supporting 6-8 Student Technology</p> <p>"Paw Prints"</p> <p>Please fill out this form if you are a middle school student who needs assistance with your OASD-issued HP Chromebook. Providing as much information as possible will allow a faster resolution to the issue that is occurring.</p> <p>Your username (timothy.kohl@oshkosh.k12.wi.us) will be recorded when you submit this form. Not timothy.kohl? Sign out</p> <p>* Required</p> <p>What is your name? *</p> <input type="text"/> <p>Which middle school do you attend? *</p> <input type="text"/> <p>What is your homeroom teacher's name? *</p> <input type="text"/> <p>What is your homeroom classroom number? <small>This is not required question, but it will help you receive support faster.</small></p> <input type="text"/> <p>Description of issue: *</p> <input type="text"/>

submitting a Pawprint. Many times the problem may be resolved.

Student/Teacher Chromebook Learning Resources

[Chromebook Launch Keyboard Poster](#)

Print this poster to keep near you for a list of the most used keyboard shortcuts for Chromebook efficiency.

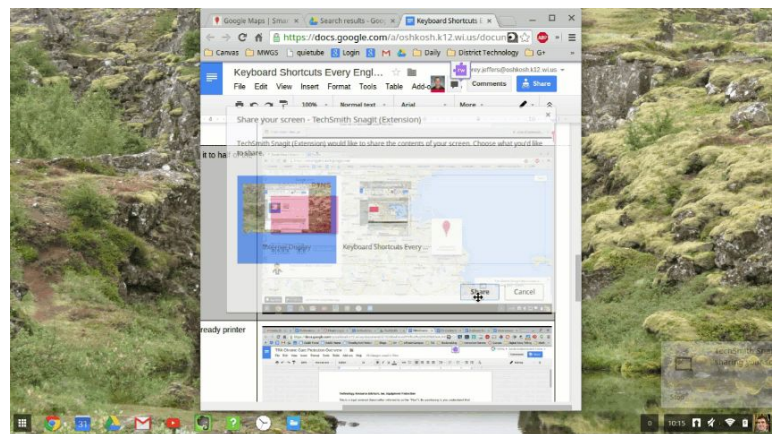


[Keyboard Shortcuts](#)



Esc to get out of app

List of Important Keyboard Shortcuts for Chromebooks with Animations and Explanations.



Trackpad and Hotkey Basics - [Google Help](#)

[Video Resource](#) -video

[Trackpad Basics](#)
-OASD - 3:46



[Screenshots - video](#)

2:18

Screenshot - Ctrl + overlook key

Partial screenshot - shift + ctrl + overlook key

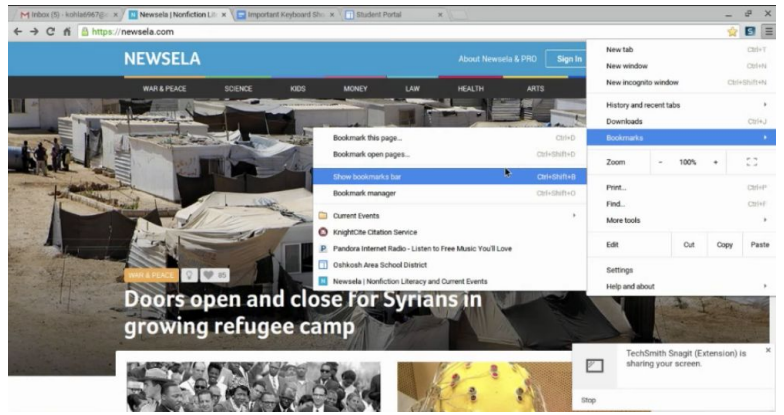
Screenshots are jpeg pictures that will be stored in your downloads file.



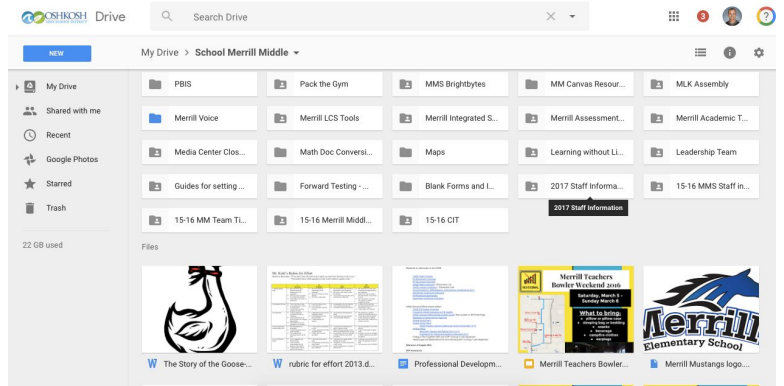
Chrome Management Resources and Videos

[Creating and Editing Bookmarks - Video](#)

3:32



[Organizing and Navigating Google Drive - Video](#) 1:06







[Adding Events to Google Calendar - Video](#) (7:12 min)

Practice moving from a paper planner/agenda to adding events on Google Calendar

Using Google Calendar



<p>Adding Google Tasks to Google Calendar - Video (3:32 min)</p>	<p>Tasks, like reminders, are a “To Do” list of items that need to be done.</p>	<p><i>Using Google Tasks!</i></p> 
<p>How Students Check Grades in IC - Doc</p>		
<p>What is Your Digital Footprint?</p> <p>Video Link - 5:09</p>		<p><u>What is your digital footprint?</u> Why is it important?</p> <ul style="list-style-type: none"> • With smartphones, 24% of teens are online “almost constantly.” • 92% of teens report going online daily. 
<p>Student/Parent Handbook</p>		<p>Student/Parent Handbook</p>  <p><i>Supporting Learning without Limits</i></p> <p>OASD Mission The mission of the Oshkosh Area School District System is to create citizens who are critical, creative think responsible in their actions, and committed to learning for life by working together with families and communities.</p> <p>OASD Vision We envision the Oshkosh Area School District System partnering with community and families. Our district be a place where collaboration improves student learning to develop students to their full potential through broad array of opportunities; where all educators accept responsibility for the social, emotional, and academic well-being of students; and where all students become problem-solving, independent, life-long learners who contribute to society.</p> <p>OASD Objective Provide a rigorous, relevant, and connected personalized learning system preparing students for the work they will graduate into.</p>