



BOULDER VALLEY
SCHOOL DISTRICT

Equity Council Presentation | September 30, 2020

Role of School Resource Officers in BVSD

Overview

- School Resource Officer responsibilities
- BVSD Campus Safety Officer responsibilities
- Statistics: Law Enforcement Action by SRO's
- Next steps



Multi-layered Approach to School Security



School Resource Officer

School Resource Officer responsibilities

- Sworn officer employed by local law enforcement agency, job description may vary by agency
- Cover an area with multiple schools
- Generally intended to:
 - Protect all students
 - Foster positive relationships with our students
 - Provide valuable resources to school staff, students and families



Mentor

- Relationship building (students, staff, families)
- Member of the school community
- Trusted listener
- Problem solver



Educational Resource

- Training (distracted driving simulator)
- Drug awareness
- Critical incident management/response training
- Parent education



Law Enforcement

- Goal to avoid formal action such as summons
- Problem solve and de-escalate concerns before they become threats
- Threat assessment team member
- Victim support and resource
- Victim advocate in potential self-harm situations



Campus Safety Officer

BVSD Campus Safety Officer FTE by school

School	2020-21
Arapahoe Campus	1.00
Boulder High	3.50
Broomfield High	3.00
Centaurus High	2.00
Fairview High	3.40
Monarch High	2.76
Nederland High	1.00
New Vista High	1.00



Campus Safety Officer vs. School Resource Officer

Campus Safety Officer

- BVSD employee - Unit C; Only assigned to high schools
- Highly visible throughout the school campus
- Provide supervision of students
- Assist administration with safety functions; Enforce school safety policies
- Patrol campus grounds; Address security and safety issues as they present themselves
- Refer issues to school administrators, counselors or law enforcement
- Parking enforcement on the school campus

School Resource Officer

- Employee of Law Enforcement Agency; Provide services to all schools in BVSD
- Extensive training; Continual professional development
- P.O.S.T. certified through the Criminal Justice Section of the Colorado AG's Office
- Statutory authority to enforce laws
- Intensive training on conducting criminal and traffic investigations
- Review and complete legal documents
- Provide background during threat assessments to include law enforcement intelligence and criminal records
- Duties extend beyond school day

*Not an exhaustive list



Law Enforcement Actions at Schools by School Resource Officers

- Data provided by local law enforcement agencies, shown for at-school activity involving students
- 45 arrests over the past three years in total across 5 agencies
 - White (28), Latino (15), Black (2)
- SRO-issued summons/tickets, compared to demographics
 - Also disproportionately high for Black, Latino students



Arrest Statistics

- Sex Offense: 7
- Controlled substance related: 7
- Assault: 5
- Interference with School/Staff: 5
- Arson: 3
- Marijuana/Tobacco Related: 3
- Warrant Arrest 3
- Harassment: 2
- Trespassing 2
- Theft 2
- Felony Menacing: 1
- Drug Related: 1
- Weapons possession: 1
- False reporting: 1
- Alcohol related: 1
- Violation of Protection Order: 1



School Resource Officer Summonses 2017-2020

Race	Summonses	Percent of summonses	District population proportion
Asian	4	0.8%	5.0%
Black	26	5.3%	1.0%
Hispanic/Latino	136	27.8%	18.9%
Native American	1	0.2%	0.4%
White	321	65.6%	68.9%
Unknown	1	0.2%	



Top reasons for summonses/arrests

- Marijuana Related (136 instances)
- Alcohol Related (66)
- Disorderly Conduct (54)
- Drug Related (34)
- Assault (26)
- Trespassing (24)
- Harassment (22)
- Theft (18)
- Damage to Private Property (16)



Additional analyses

- Comparison with two other districts
- Comparison across regions within BVSD
- Examination of drug-related incidents within context of Healthy Kids Colorado Survey data
- Limitations of data generally and relative to questions around special education

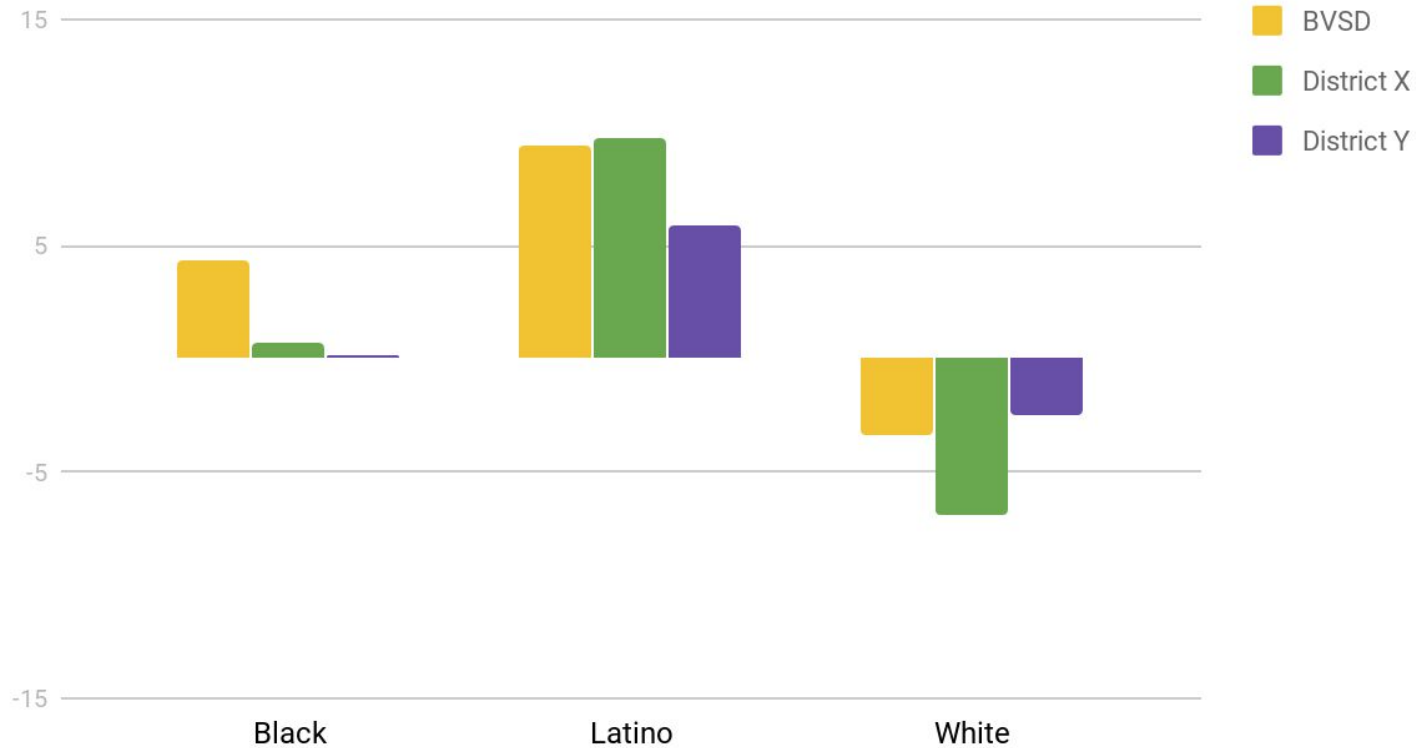


Proportionality Data

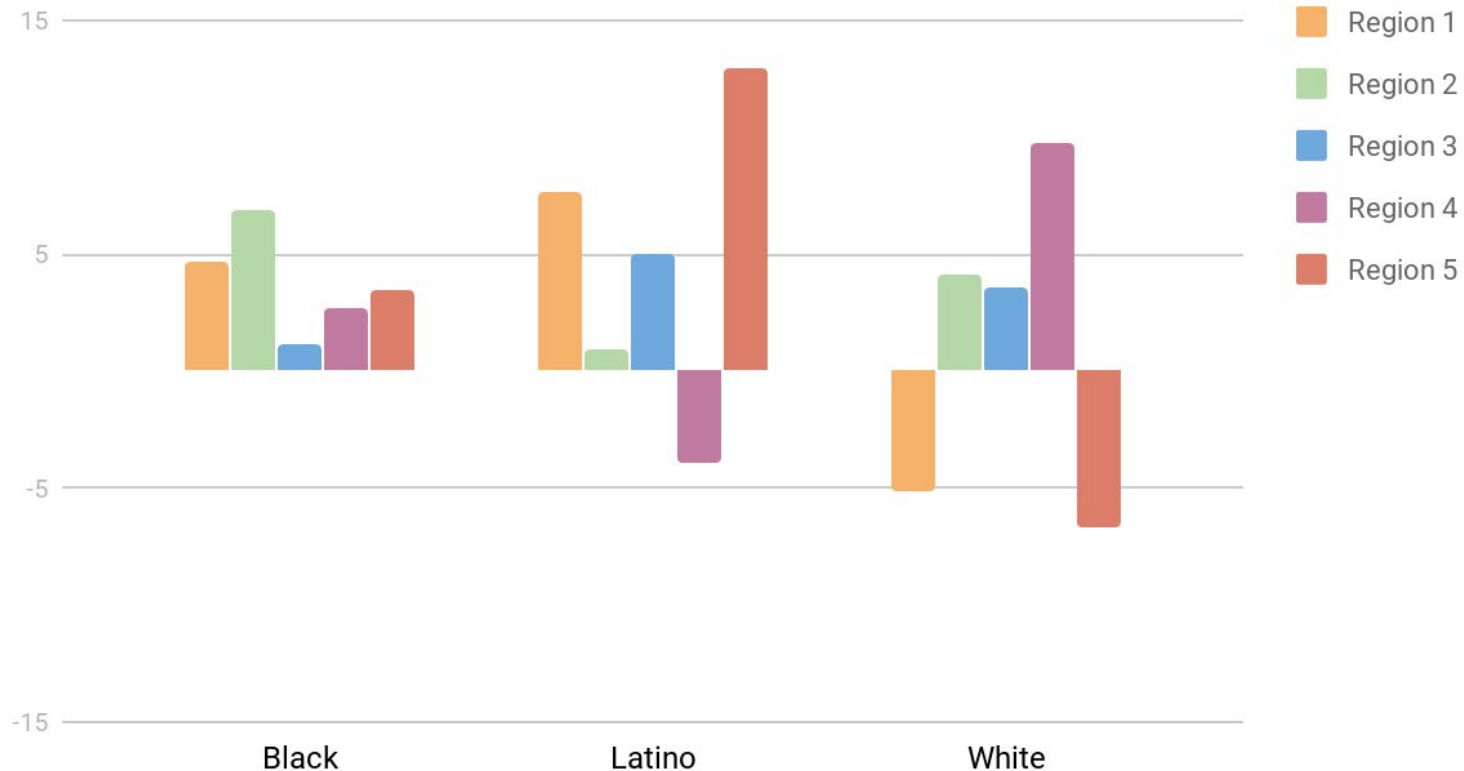
- Local law enforcement records reported per HB12-1345
 - Two most recent available years for two other districts per Colorado Dept of Justice website
 - Three years for BVSD, from local law enforcement agencies
- Compare demographics of tickets/arrests with population
- Example: Black students received 5.3% of tickets/arrests in BVSD, but make up 1% of the population, a difference of 4.3 percentage points



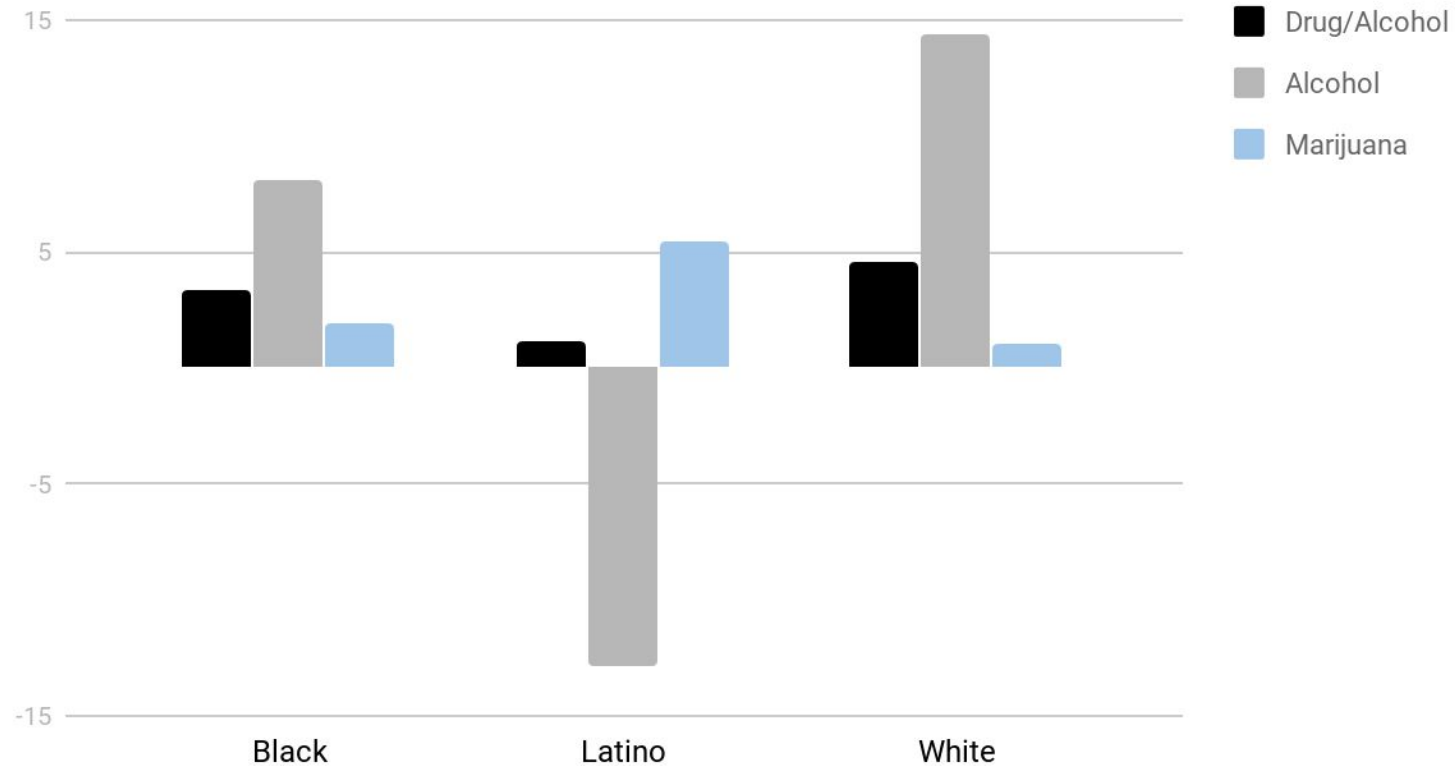
%-age pt difference in tickets/arrests vs population by district



%-age pt difference in tickets vs population by region



%-age pt difference in tickets/arrests vs population for drugs & alcohol



Limitations

- The only SRO interactions with students that are documented are ones where a ticket/summons is issued or an arrest made
- We generally lack individual student information about tickets/summonses, so can't match student demographics



Law enforcement called mostly by staff

- Staff initiate 72% of all calls, disproportionately high for Latino (27%), Black (6%) students
- Balance by Student, SRO, Citizen, Unknown, Parent, Other, Medical, Safe2Tell; collectively, also disproportionately high for Latino (23%), Black (6%) students
- Based on 351 events that resulted in an arrest or summons in jurisdictions with sufficiently detailed data over 3 years





BOULDER VALLEY
SCHOOL DISTRICT

Questions?