



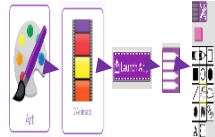






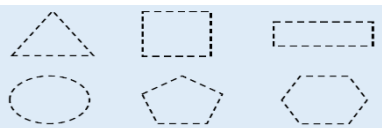










Year 1 Home Learning Guide: Term 2 - Week 2

Day		0945-1000	1010-1030		1100-11.20	11.20-1140		1-1.30pm	1.30pm 2.30pm	Physical Activity
M	<p style="writing-mode: vertical-rl; transform: rotate(180deg);">Morning physical activity - http://jumpstarttommy.co.uk/</p>	<p>Phonics:</p> <p style="text-align: center;">x y ff ll ss zz</p> <p>Can you find the different sounds in a symbol search? Can you now say the sound and write the letter in the air and then on your paper.</p> <p>Remember two letters one sound.</p> <p>You can use felt tips or crayons in rainbow colours.</p> <p>Phonics: Phonics Play now has a free login to be used at home. This is a great website for children to play games whilst still supporting their phonics learning.</p> <p>Please focus on the phase one games as</p>  <p>these are great for helping with listening and hearing sounds.</p>	<p style="writing-mode: vertical-rl; transform: rotate(180deg);">Free time</p>	<p style="writing-mode: vertical-rl; transform: rotate(180deg);">Free time</p>	<p>1100-11.20</p> <p>English – Astro Girl</p> <p>https://www.readbrighly.com/brightly-storytime-here-we-are/</p> <p>Look at the image of Astrid’s Dad swinging her around. Look at how happy Astrid looks. Can you think of a time you felt as happy as Astrid? Draw a memory and describe the memory in full sentences. Can you then explain why the memory is special to you.</p> 	<p>11.20-1140</p> <p style="writing-mode: vertical-rl; transform: rotate(180deg);">STORYTIME – reading or listening to a story</p> <p>https://www.booktrust.org.uk/books-and-reading/have-some-fun/storybooks-and-games/. This website has interactive books to read online as well as videos of stories being read aloud.</p>	<p style="writing-mode: vertical-rl; transform: rotate(180deg);">LUNCH BREAK</p>	<p>1-1.30pm</p> <p>Reading via Bug Club or your allocated reading book(s).</p>  <p>Bug Club</p> <p>https://www.activelearnprimary.co.uk/login?c=0</p>	<p>1.30pm 2.30pm</p> <p>Computing – </p> <p>This week we are going to be using Purple Mash to create your own Space Animation. Log in using your Log in & password (stuck onto the inside cover of your Reading Journal).</p> <p>Open Art – 2Animate – Launch App. Then click on the ‘Pen’ icon and choose a space background colour. Next click on the ‘Tool’ icon and select the paint pot. Click on the large square (the slide). You have created the colour of your background. Drag this background into Slide 1 of your film reel. Drag Slide 1 into Slide 2. You should have 2 slides that look identical.</p>  <p>Next, click on the ‘Pen’ icon again and choose a star colour. Now click on the ‘Tool’ icon and select the pencil. Use this to draw one star on your background. Drag this slide into slide 3. Now draw another star onto your background and drag this into slide 4. Draw one more star. Click on the green triangle icon at the top and watch your animation. You can make your animation go faster and slower by sliding the bar across. Press the blue stop square to go back to your animation making screen. Can you work out how to add more slides to your animation?</p>  <p>Remember: Don’t forget to ‘Enter a file name’ before you save. Always tell your grown-up if you see anything on the internet or whenever you are online that gives you a funny feeling in your tummy.</p>	<p>Physical Activity</p> <p>This week we’re going to practice moving in different ways. Challenge yourself to:</p> <p>Side-step in both directions,</p> <p>Gallop – try leading with one foot and then the other,</p> <p>Hop on either foot,</p> <p>Skip (without a rope).</p> <p>Which movement do you find easiest? Which foot do you prefer starting on?</p> <p>Remember: Look around you as you move, to stop yourself</p>




Year 1 Home Learning Guide: Term 2 - Week 2

T	<p>Phonics: Today we are going to be word building.</p> <p>We are going to say the sound and build the word</p> <p>Buzz, hiss, gruff, fell,</p> <p>Phonics: Phonics Play now has a free login to be used at home. This is a great website for children to play games whilst still supporting their phonics learning.</p> <p>Please focus on the phase one games as</p>  <p>these are great for helping with listening and hearing sounds.</p>	<p>Maths – Geometry Sort 3D Shapes</p> <p>Power Point https://1drv.ms/p/s!AmWcJWBCqOOParRV_3DPq8skHk8</p> <p>Click on the link above and Look at Slides 6 to 8</p>  <p>Now try this mymaths task:</p> <p>https://app.mymaths.co.uk/3285-homework/introducing-3d-shapes</p>	<p>English Astro Girl Look at the picture of Astro girl on the cover. Does this illustration remind you of any stories you already know? What could her story be about? What might have happened just beforehand? What might happen next?</p>  <p>Can you explore and predict what the story is about, what has happened and what will happen next in full sentences. Remember to include capital letters and full stops. Remember to say your sounds and write the word.</p>		<p>Reading via Bug Club or your allocated reading book(s).</p>  <p>Bug Club https://www.activelearnprimary.co.uk/login?c=0</p>	<p>Music– This week we want you to explore Tempo. Follow the PowerPoint link below: https://academiescentral.sharepoint.com/:p/s/PoundHillInfantAcademy/EaCp96jxhHZOg-oJkbt6GGMBaphYyeCornZRIkjeWxZz3Q?e=cbJlId</p> <p>Enjoy listening to the Orchestral performance of ‘Jupiter’ (Holst, The Planet Suite): https://www.bing.com/videos/search?q=holst+jupiter+for+kids&view=detail&mid=46E91632BDA668F5399246E91632BDA668F53992&FORM=VRD&ru=%2Fvideos%2Fsearch%3Fq%3Dholst%2Bjupiter%2Bfor%2Bkids%26FORM%3DHDRSC4</p> <p>Remember: Tempo is how fast or slow a piece of music is. Rhythm is the same as the syllables in a word or words.</p> 	bumping into things.
W	<p>Phonics: Today we are going to be using sound swap.</p> <p>We are going to say the sound read the word and identify the sound we need to swap.</p> <p>bell → tell → till → bill</p> <p>Phonics: Phonics Play now has a free login to be used at home. This is a great website for</p>	<p>Maths: Geometry Name 2D Shapes</p> <p>Power Point https://1drv.ms/p/s!AmWcJWBCqOOParRV_3DPq8skHk8</p> <p>Click on the link above and Look at Slides 9 to 11</p> 	<p>English –Remembrance Day powerpoint</p> <p>https://academiescentral.sharepoint.com/:p/s/year1phiacademy.org.uk/EW_KcDrHmA1Nmr4yoYUj_8BzXCl2Xnqik-hKj9xrfTulg?e=I99kI3</p> <p>Read through the Remembrance Day powerpoint. Can you recall the key facts about Remembrance Day? Challenge yourself to write the key facts in full sentences in the middle of a poppy wreath. Once complete decorate your poppy wreath.</p>		<p>Reading via Bug Club or your allocated reading book(s).</p>  <p>Bug Club https://www.activelearnprimary.co.uk/login?c=0</p>	<p>Art – The symbol of Remembrance Day is the red poppy. In art this week, we would like you to follow the link below to have a go at making your own Remembrance poppy artwork. https://www.westvillage.com.au/events/kandinsky-inspired-poppy-badges/</p> <p>Remember:</p>	

Year 1 Home Learning Guide: Term 2 - Week 2

	<p>children to play games whilst still supporting their phonics learning.</p> <p>Please focus on the phase one games as</p>  <p>these are great for helping with listening and hearing sounds.</p>	 <p>Can you name these 2d shapes? https://app.mymaths.co.uk/3284-lesson/introducing-2d-shapes</p>				<p>You can make your poppies from anything you want to. You could try using old magazines or birthday cards.</p> 	
Th	<p>Phonics: Today we are going complete a sentence dictation</p> <p>Can a member of your family read the sentence and then you write it. A cat had to buzz the bell at the till.</p> <p>Remember to say your sounds as you write them and read the word.</p> <p>Phonics: Phonics Play now has a free login to be used at home. This is a great website for children to play games whilst still supporting their phonics learning.</p>  <p>Please focus on the phase one games as these are great for helping with listening and hearing sounds.</p>	<p>Maths: Geometry Sort 2D Shapes</p> <p>Power Point https://1drv.ms/p/s!AmWcJWBCqOOParRV_3DPq8skHk8</p> <p>Click on the link above and Look at Slides 12 to 14</p>  <p>Now try this mymaths task: https://app.mymaths.co.uk/3285-homework/introducing-3d-shapes</p>	<p>English Astro Girl– Thinking about your English learning so far this week for Astro Girl can you draw a picture of your family and describe your family in full sentences. What do they look like? Can you explain why they are special using descriptive language. Then can you describe what you like to do with your family? Remember to say your sounds and write the words. Remember capital letters and full stops.</p>		<p>Reading via Bug Club or your allocated reading book(s).</p>  <p>Bug Club https://www.activelearnprimary.co.uk/login?c=0</p>	<p>RE – A Special Gift This week we are learning about gifts. Watch the PowerPoint link below: https://academiescentral.sharepoint.com/:p/s/PoundHillInfantAcademy/EZDVk3K9JVFltB2izgn46uEBq9KUNe0tTw3YgK31wwtSDg?e=ecfbwf</p> <p>What special gift would you give to a friend or a member of your family? Draw a picture of the gift and write about what it is and who it is for. How do you think your friend or family member will feel when they receive it?</p> <p>Remember – Special gifts don't have to cost anything; sometimes the most special gifts cost nothing at all.</p>	

Year 1 Home Learning Guide: Term 2 - Week 2

F		<p>Phonics: Using the sounds from this week challenge yourself to create as many different words as you can.</p> <p>x y ff ll ss zz</p> <p>For example-</p> <p>gru-</p> <p>be-</p> <p>hi-</p> <p>fu-</p> <p>Remember to say the sounds and read the word as you write them.</p>	<p>Maths Geometry</p> <p>Power Point https://1drv.ms/p/s!AmWcJWBCqOOParRV_3DPq8skHk8</p> <p>Click on the link above and Look at Slides 15 to 18</p>	<p>English – Astro Girl Look at the picture where Astrid is in her room. What does this picture tell us about her?</p> <p>What do you think she really loves? Is there something that you really love as much as she loves space?</p>  <p>Draw a picture of Astrid and describe her appearance and behavior around the outside and her thoughts, feelings and personality on the inside of your drawing.</p>		<p>Reading via Bug Club or your allocated reading book(s).</p>  <p>Bug Club https://www.activelearnprimary.co.uk/login?c=0</p>	<p>TIME TO SHINE – Please share your creations and activities via your year group  page.</p> <p>Please remember that you can follow us at : @PHInfants @PHYear1 https://twitter.com/PHYear1</p>	