














Day	0945-1000	1010-1030	1100-11.20	11.20-1140	1-2
M	<p>Phonics: Have a go at creating your own flashcards with the sounds that we have been learning</p> <p>We know: m a s i t n p o This week we will be looking at: b c g h as well.</p> <p>When you have created your flashcards get someone to muddle them up and show them to you one at a time. When you are feeling confident see how many you can remember in 1 minute. You could then have a go at writing them down</p> <p>Remember: Look carefully at the sound on the card Make sure that you are saying the sound correctly</p> <p>Phonics: Phonics Play now has a free login to be used at home. This is a great website for children to play games whilst still supporting their phonics learning.</p> <p>Please focus on the phase one games as these are great for helping with listening and hearing sounds.</p> 	<p>Maths: Number bonds Please see the video Number bonds 1 on the following link: https://we.tl/t-TW4SUr5bxX</p> <p>This week we will be focusing on finding number bond to 5. Number bonds are finding different ways to add two numbers together to make a number, e.g. 4 and 1 makes 5, 3 and 2 makes 5. We will be using practical resources to help us find all the different ways to make 5. You can watch the online video to see how we find number bonds to 5 at school.</p> <p>Remember: We are finding different ways to make a number adding two numbers together. Remember to count carefully. Challenge! If you would like a challenge, can you find number bonds to 10 using practical resources?</p>	<p>Literacy/speaking: Please see the video for the character profile on the following link: https://we.tl/t-J9FmurdZS4</p> <p>Think again about Humpty Dumpty, talk with your grown up about what he looks like. Together create a Character Profile to describe Humpty Dumpty, using the phrase "I am".</p> <p>Remember: To think carefully about words to describe him "egg, small, sad etc". To listen to the sounds you can hear in the words you want to write them down. Have a go at writing the sounds correctly to match what you can hear.</p>	<p>11.20-1140</p> <p>STORYTIME – reading or listening to a story https://www.booktrust.org.uk/books-and-reading/have-some-fun/storybooks-and-games/. This website has interactive books to read online as well as videos of stories being read aloud.</p>	<p>1-2</p> <p>Music / Computing Espresso is a great resource for the children to use. Please see the bottom of the sheet for further instructions if you are having difficulty accessing this. Whats behind the door is a great game for the children to have a go at guessing what sound is being played – can they then have a go at making that sound with their voices or bodies.</p> <p>https://central.espresso.co.uk/espresso/modules/ey_everyday/activities/index.html</p> <p>This can be found in foundation stage – expressive arts and design – everyday sounds</p> <p>Remember Espresso username: student29349 Password: Poundhill2016</p>
T	<p>Reading Log into bug club and read a story with your grown up. Remember: To talk about what happened in the story and what you think might happen next to develop understanding and speaking and listening skills.</p> 	<p>Maths – https://content.connect.collins.co.uk/Content/Live/ElektraMedia/Busy_ants/Foundation/GamesandTools/30_IMT_Tree/index.html</p> <p>Using the link above, can you have a go at making your own picture representatives of number bonds to 5? If you can do this, why don't you try to 10?</p>  <p>Remember: To carefully count how many pictures you have used. To remember the total number you are trying to make.</p>	<p>Literacy/speaking: Please see the video for the handwriting below: https://we.tl/t-dMWrf9Prr</p> <p>Today we are going to have a go at some handwriting. Have a look at the video to see how we form our letters correctly.</p> <p>Practice writing m, a, s, i, t.</p> <p>Remember: To start in the right place when writing the sounds. To hold your pencil correctly when writing.</p>	<p>Art: Humpty Dumpty has been feeling a bit lonely sitting on the wall all by himself, he would like you to have a go at making a new friend for him. You can use whatever medium you like – you might want to paint, draw, collage, or use some junk modelling</p> <p>Remember Think about the colours you might use What shapes will you need?</p>  	
	Morning physical activity - http://jumpstartjonny.co.uk/	Free time	Free time	LUNCH BREAK	Physical Activity

Pound Hill Infant Academy Home Learning Guide:

W	<p>Phonics and reading: We have been having a go at reading lots of words with the sounds that we know. These are words that we can have a go at reading:</p> <ul style="list-style-type: none"> • Mat, sat, sit, Sam, Tim, it, at, am • Map, sit, nap, pot, sip, not, Tom, tin, pat, pin, man <p>Have a go or get someone in your house to make some flashcards with the words on. Muddle them up and put them face down. Choose a card to turn over and read. If you can read the word you get to keep it. Can you read all the words?</p> <p>Remember Look carefully at the words Say each sound and then blend them back together to read the word Don't forget to say the word once you have read the sounds</p> <p>Phonics: Phonics Play now has a free login to be used at home. This is a great website for children to play games whilst still supporting their phonics learning.</p> <p>Please focus on the phase one games as these are great for helping with listening and hearing sounds.</p> 	<p>Maths – Number bonds Create your own number bond stories. For example you might draw 3 Humpty Dumpty and 2 Spiders to create your own number bond stories. Once you have done this, why not challenge yourself to make number bonds to 10 stories.</p> <p>Remember: To carefully count to make sure you are making the number bonds 5 or 10.</p>	<p>Literacy/speaking: Now we have thought about what Humpty Dumpty could land on to keep him safe on the wall. But now, we want to think about what we could put on the wall to keep him safe, and to prevent him from falling off.</p> <p>Talk with your grown up about what you could put on the wall. Have a go at drawing a plan to show how you will help. Can you have a go at labelling your picture?</p> <p>Remember: To think carefully about your idea and then draw your picture carefully. When labelling, have a go at listening to the sounds you can hear.</p>	<p>Art/Understanding of the world: Humpty Dumpty just loves sitting on lots of different walls! What are walls usually made of? What would happen if a wall was made of cotton wool? Design a new wall for Humpty that he will be able to sit on. Can you make sure that your wall stays standing for at least 20 seconds.</p> <p>Remember: Think about the materials that you are using. Will you use all of the same materials or put different things together? How can you make sure your wall is strong and will not fall down?</p> 
Th	<p>Reading Log into bug club and read a story with your grown up.</p> <p>Remember: To talk about what happened in the story and what you think might happen next to develop understanding and speaking and listening skills.</p> 	<p>Maths – Number bonds http://www.ictgames.com/saveTheWhale/ Have a go at saving the whale! Find all the number bonds to 5 (two numbers that add together to make 5) to save the whale. Challenge! Can you find number bonds to 10 this time to save the whale?</p>  <p>Remember: You can use practical resources to help you find different ways of making 5</p>	<p>Literacy/speaking: Please see the video for the handwriting below: https://we.tl/t-a9UUp9mWNU Today we are going to have a go at some handwriting. Have a look at the video to see how we form our letters correctly.</p> <p>Practice writing n, o, p</p> <p>Remember: To start in the right place when writing the sounds. To hold your pencil correctly when writing.</p>	<p>Art – Have a go at creating your own puppets to tell the Humpty Dumpty story. Which characters will you have a go at making? Can you use them to tell the Nursery rhyme? Can you have a go at creating a new story with these characters?</p> <p>Remember – What will you use to create your puppets?</p>  

Pound Hill Infant Academy Home Learning Guide:

F	<p>Phonics and reading: We have been having a go at reading lots of words with the sounds that we know. Now add these words to your flashcards: Bag, can, gap, cap, cot, bat, cat, hit, hop, ham, pig, tap</p> <p>Have a go or get someone in your house to make some more flashcards with the words on. Muddle them up and put them face down. Choose a card to turn over and read. If you can read the word you get to keep it. Can you read all the words?</p> <p>Remember Look carefully at the words Say each sound and then blend them back together to read the word Don't forget to say the word once you have read the sounds</p> <p>Phonics: Phonics Play now has a free login to be used at home. This is a great website for children to play games whilst still supporting their phonics learning.</p> <p>Please focus on the phase one games as these are great for helping with listening and hearing sounds.</p> 	<p>Maths – Number bonds Please see the video Number bonds number sentences on our website: https://we.tl/t-hX13Puhn37 Today we will be focusing on how we can represent our number bond findings as a number sentence, e.g. 4+1=5. Watch the online video to show you how we would model writing a number sentence.</p> <p>Remember: To read your number sentence once you have written, what is the number sentence telling you? Remember you can challenge yourself by finding number bonds to 10 and recording your findings as a number sentence.</p>	<p>Literacy – Humpty Dumpty is now happily sat on his wall feeling happy and comfortable. Using your imagination, can you think about what Humpty might be able to see from his spot on the wall? It can be anything at all! You can decide.</p> <p>Alternatively, watch the online video to see how we do this at school.</p> <p>Remember – To discuss your idea of what you think Humpty can see and have a go at drawing it. Can you write a short caption about what he can see, using “he can see ...”</p>	<p>TIME TO SHINE – Please share your creations and activities via your year group Twitter page. </p> <p>Please remember that you can follow us at : https://twitter.com/PHInfants</p> <p>You can also follow our Reception Twitter page @PHIReception</p>
---	--	---	---	---

If you need a re minder of log in information for any of the sites mentioned below please do not hesitate to email – office@phiacademy.org.uk

Instructions on how to get to mini mash:

1. Log into Purple Mash
2. Click on Mini Mash
3. It should take your straight to Mini Mash, but if another screen comes up press ‘Enter Mini Mash’.

Espresso is a platform that the Academy subscribes to and is used for all areas of the curriculum with great videos and activities – <https://www.discoveryeducation.co.uk/what-we-offer/discovery-education-espresso>

Pound Hill Infant Academy Home Learning Guide:

Username: student29349

Password - Poundhill2016 (case sensitive)

When clicking on the link you will then see a log in to espresso button, clicking on this will take you to a login page. After logging in a 'my services' page may appear, click on the Discoveryeducation/espresso box and it should take you to the home page. Useful activities can be found through searching key words or looking at the Foundation Stage section.