

# FACTS *and* FIGURES

FOUNDED IN 1988 • 8 WEEKS - 8TH GRADE

## STUDENT TO TEACHER RATIO

Infants & Toddlers 4:1



Early Preschool 6:1



Preschool 7:1



Pre-K 8:1



Elementary 10:1



6-8TH GRADE: >>>

Core Classes 15:1

Electives 10:1

Advisory 9:1

TOTAL ENROLLMENT: Approx. **450**

SIZE OF CAMPUS: **6** Acres

## ACCREDITATION AND AFFILIATIONS

CAIS • NAIS • NAES • Diocese of Los Angeles Commission on Schools



## READING SCORES

percentage of students reading at least one grade level above their grade level

**13%** KINDERGARTEN

**46%** 1ST - 5TH GRADE

## AMOUNT AWARDED IN FINANCIAL AID

Approx. **10%** of tuition income allocated to Financial Aid awards

## CLUBS AND AFTER SCHOOL OFFERINGS

ETIQUETTE  
SOCCER SHOTS  
ACADEMIC CHESS  
TENNIS  
OFFICE HOURS  
CRAFTING  
Performing Arts  
Scouts  
GOLF  
CULINARY KIDS

## LONGEVITY OF FACULTY AND STAFF

**33%** of employees have worked 10 or more years at St. John's

**11%** of employees have worked 20 or more years at St. John's

## LONGEVITY OF STUDENTS

**23%** of current 8<sup>th</sup> grade class has attended St. John's since preschool

**40%** of current class has attended St. John's since Kindergarten



## MINUTES IN SCIENCE FROM K-8

K-2 **40 MIN** average 40 minutes per week with a specialist

3-5 **90 MIN** average 90 minutes per week with a specialist

6-8 **3.75 HRS** average 3.75 hours per week with a specialist

## NUMBER OF INTERNATIONAL STUDENTS



2020-2021 = **19**

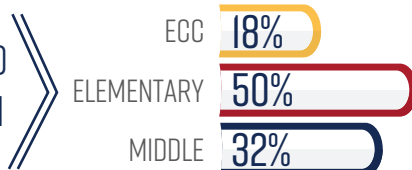
Max **7%** of enrollment K-8

## NUMBER OF FACULTY/ STAFF

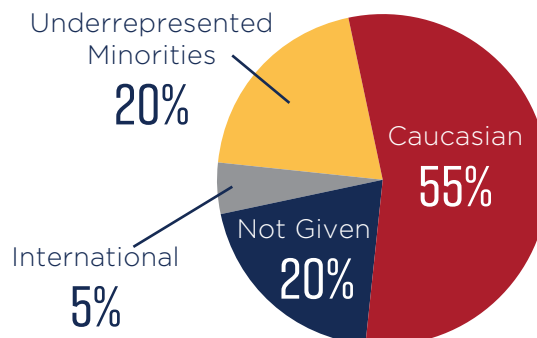
**28** STAFF

**63** TEACHERS AND AIDES

% ENROLLED BY DIVISION



## RACE/ ETHNIC DIVERSITY



## CO-CURRICULAR ACTIVITIES

% of eligible students participating in the Elementary Division Play

**50%**

## MALE TO FEMALE RATIO (OVERALL)

**47%** MALE

**53%** FEMALE

MATRICULATION FROM ELEMENTARY TO MIDDLE: **92%**

**Basketball**  
 Cheerleading  
 CROSS COUNTRY  
**FOOTBALL**  
 LACROSSE  
**SOCCER**  
 TRACK AND FIELD  
**VOLLEYBALL**

% of eligible students playing a sport

**76%**

TECHNOLOGY



MAC PC devices 3D PRINTERS **Nearpod** Laser Cutter Office 365  
 Google Docs One Note Classroom Green Screens 3D PENS **VEX**  
 robotics SMART BOARDS TV Production Studio **Microsoft Teams**  
 Live Stream cameras and more

6<sup>TH</sup>-8<sup>TH</sup> GRADE ELECTIVES

- Broadway Bound
- Coding
- Makers
- Music Technology
- Robotics
- Speech and Debate
- Sports/Games
- Study Hall
- TV Production
- Visual Arts
- Yearbook

SERVICE LEARNING PROJECTS

- NEGU Joy Jars
- Gleaning in Irvine Fields
- RSM Food Bank
- O'Neil Park Clean Up
- Birthday Boxes
- Students for Safe Water
- Soles for Souls

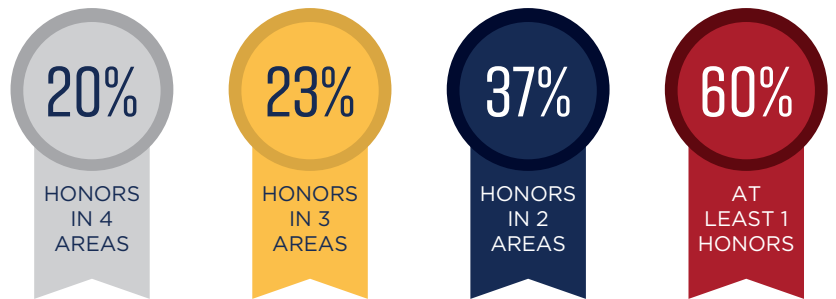


FULL TIME REGISTERED NURSE AND ASSISTANT

HS MATRICULATION

	2018-2019	2019-2020
SMCHS	60%	60%
JSERRA	12%	6%
ST. MARGARET'S	2%	9%
OCSA	2%	0%
PUBLIC	3%	17%
SAGE HILL	2%	2%
CREAN	3%	0%
MATER DEI	2%	0%
OTHER (INCLUDING BOARDING)	14%	6%

% OF STUDENTS ACCEPTED TO HS OFFERING HONORS



\*ST. JOHN'S CLASS OF 2020 MATRICULATION DATA FOR SMCHS AND JSERRA

OVERNIGHT CLASS TRIPS

- 6<sup>TH</sup> - PALI INSTITUTE
- 7<sup>TH</sup> - SEA CAMP
- 8<sup>TH</sup> - WASHINGTON D.C.

OUTSIDE THE CLASSROOM

- 4th grade field trip to Sacramento
- 3rd grade community & business trip to Wendy's
- Feeding the homeless Catholic Workers
- Applied Medical Tour

INSTITUTIONAL PARTNERS

- Applied Medical
- Chapman University

St. JOHN'S  
 EPISCOPAL SCHOOL



ADMISSIONS DEADLINES

NOVEMBER 30

Current family sibling application deadline

FEBRUARY 1

Applications due

International Student applications due

STAY CONNECTED

RSVP/ schedule tour:  
[www.StJohns-es.org/admissions](http://www.StJohns-es.org/admissions)



Like us on Facebook!



Follow us on Twitter!

@StJohnsRSM