

Mrs. Ochinero's First Grade
Parent Lesson Plans
(November 9-13, 2020)



English Language Arts (once a day)/Artes del idioma inglés (una vez al día)



ZOOM CLASS MEETING LINK ONLINE! (Synchronous Instruction)

MONDAY-FRIDAY* at 9 A.M. - 11:30 A.M.

*Friday class sessions will be shorter with added asynchronous instruction/ lessons found in Seesaw and under each subject heading on this document.

 **PLEASE NOTE THAT THERE IS NO SCHOOL ON WEDNESDAY DUE TO VETERANS DAY!** 

MATERIALS NEEDED FOR LIVE SESSIONS:

Mini-decodable phonics book 10a: "A Fish Wish"

My Shared Readings 3 & 4: "Home Sweet Home"

Math Mats: Topic 3 TEST (Monday), Topic 3 Performance Task-AKA: inside of Topic 3 Test (Tuesday), Topic 4 Opener and Lesson 4-1 (Thursday)

MATERIALS NEEDED FOR ASYNCHRONOUS WORK:

Math

Happy Numbers(iPad)

Practice and Reteaching Workbook: Lesson 4-1 (Thursday)

Math Journal and flash cards* (Monday & Tuesday)

Subtraction Mini-books template/dice (Friday)

ELA/ELD

Reading A-Z/Razz Kids-1 book recording per day (iPad)

New manilla envelope with:

~High Frequency Words Lists 1-6/Weekly Word Work Packet for List 4

Friday's word work:

Find the words with consonant digraphs in "A Fish Wish"

(fish, king, moth, ring, she, ship, sing, that, these, this, wings, wish

+ HFW: could, our, and these)

Paper, scissors and a pencil to make our pencil puppets for our virtual puppet show of "The City Mouse and the Country Mouse"

Writing:

Sequencing Template: First, Next, Then, Last

Character template

My Shared Readings "Home Sweet Home"/Mini-decodable "A Fish Wish"
(Students will need their supply bags, writing ABCs, A-Z and 1-120 templates in sheet protectors, and *zipper cases all week.)

ELA/ELD: Read for 15 minutes per day on Reading A-Z. Please record yourself reading one book per day on Razz Kids/Reading A-Z.

Monday:

Trace the letters Aa-Zz on your "*Manuscript Formation Guide*" with your finger and then try it using the eraser side of your UNSHARPENED pencil

+ Read your mini phonics decodable "A Fish Wish"/record one (1) page

Tuesday:

Use your *“This Is My Alphabet”* paper inside the sheet protector. Then using a whiteboard marker, write your letters Aa-Zz over the page using your manuscript formation guide to help you with the order and steps for making each letter of the alphabet. You can write on your white board or in your journal also if you are missing any supplies.

- + Add a \$1,000,000 sentence to My Shared Readings “Home Sweet Home”(Tuesday)/and illustrate it (Thursday)

Friday:

Use your pencil puppets of Clyde the City Mouse and Kate the Country Mouse to record yourself retelling the story of “The City Mouse and the Country Mouse”



CLASS

Seesaw

MUST DOS~ASYNCHRONOUS ONLINE INSTRUCTION



******See Daily Theme ELA Activities on Seesaw with materials in new first grade packets/please take a picture of word work pages and submit on Seesaw in Activities******

Monday

On your iPad, please go to SEESAW, then go to Activities for today’s assignment:

Tuesday:

On your iPad, please go to SEESAW, then go to Activities for today’s assignment:

Wednesday

On your iPad, please go to SEESAW, then go to Activities for today’s assignment:

Thursday

On your iPad, please go to SEESAW, then go to Activities for today’s assignment:

Friday

On your iPad, please go to SEESAW, then go to Activities for today’s assignment:

NOTE: CONTINUE GOING TO SEESAW EACH DAY TO FIND ASSIGNMENTS (Posted at 10 a.m. this week on M-Th and 9:31 a.m. on Fridays) FOR YOU TO COMPLETE AFTER OUR LIVE ZOOM MEETINGS AS YOUR ASYNCHRONOUS ONLINE PORTION OF THE INSTRUCTIONAL DAY

(The complete directions for all activities are found on Seesaw. Please find the bow tie icon on your iPad and go to *Mrs. O’s Outstanding First Graders* for the detailed instructions.)

Mathematics/Matemáticas

(una vez al día)

(once a day)



MUST DOS~ASYNCHRONOUS INSTRUCTION

Activities to work on using pages found in your curriculum packets:

(**Green** folder)

*Note that in Seesaw, you will see instructions and a video of the teacher reading and answering the Reteaching and Practice pages found in your blue Common Core Reteaching and Practice Workbook. Please follow along to complete the assignment(s) listed.

This week's lessons are:

Topic 3 TEST:submit a picture of your completed test on Seesaw (Monday)

Topic 3 Performance Task/inside section of Topic 3 Test:submit a picture of your completed task on Seesaw (Tuesday)

Topic 4 Opener/Home School Connection & 4-1 (Thursday)


Subtraction Mini-books + Happy Numbers (Friday)

Additional Practice:

Monday:

Flashcard practice documented in Math Journals

Tuesday:

<p align="center"><u>Spell It!</u></p> <p align="center">thirteen</p>	<p align="center"><u>Frame It!</u></p> <table border="1" style="margin: auto;"> <tr> <td align="center">0</td> <td align="center">0</td> <td align="center">0</td> <td align="center">0</td> <td align="center">0</td> </tr> <tr> <td align="center">0</td> <td align="center">0</td> <td align="center">0</td> <td align="center">0</td> <td align="center">0</td> </tr> <tr> <td align="center">0</td> <td align="center">0</td> <td align="center">0</td> <td></td> <td></td> </tr> <tr> <td></td> <td></td> <td></td> <td></td> <td></td> </tr> </table>	0	0	0	0	0	0	0	0	0	0	0	0	0							
0	0	0	0	0																	
0	0	0	0	0																	
0	0	0																			
<p align="center"><u>Tally It!</u></p> <p align="center">(A tally mark is a straight line down/four lines down and one diagonal line across makes five) 5 + 5 + 3 = 13</p>	<p align="center"><u>Draw It!</u></p> <p align="center">  </p>																				

	<p>Pick a number between 11 and 20 and do a <i>Spell It, Frame It, Tally It, and Draw It</i> page in your Math Journal</p> <p>Thursday: ~Use your 120 Chart. Practice saying your numbers out loud from 1-120. Try to do this 5 times today.</p> <p>Friday Mini-Subtraction Book: Use two (2) number cubes to roll the MINUEND or first number in your number sentence (draw that many objects) and use one (1) die to roll the SUBTRAHEND then cross out that many objects to find the DIFFERENCE. Write your subtraction sentences and illustrate your equations. Cut out your finished booklet and paper clip it together</p> <p>~Use your BLANK 120 Chart. (Template is inside the sheet protector) Then fill in the blank boxes using a whiteboard marker on top of the plastic cover to write your numbers from 1-120. Please use your 120 Chart to help you do this correctly. Try to go as far as you can in no more than 15 minutes. Flashcard Drill/record sums & differences in your Math Journal</p>
	<p>ZOOM CLASS MORNING MEETINGS begin every day, MON.-FRI., at 9 A.M.</p>

P.E/Art	
✓	<p>PE *</p> <ul style="list-style-type: none"> <input type="checkbox"/> GoNoodle or Play outside/Juega afuera 20 mins. <p>Our Little Hero PE time is on Mondays at 11:00. Coach D will be joining our Zoom class directly. <u>Please bring a water bottle with you.</u></p> <p>Art</p> <ul style="list-style-type: none"> <input type="checkbox"/> Illustrate your My Shared Reading response “Home Sweet Home” <input type="checkbox"/> Heart~US flag craft for a Vetran

Social Studies/Science /Estudios Sociales / Ciencias	
	<p>ZOOM CLASS MEETINGS MONDAY-FRIDAY* at 9 A.M. -11:30 A.M. *Friday class sessions will be shorter with added asynchronous instruction/assignments listed under Seesaw Activities)</p>
✓	<p>Science (Can Do) See Seesaw for “Mouse” related activities</p>

✓	<p><u>Social Studies/Ciencias Sociales (MUST DO) See Seesaw Activities as posted</u></p> <p><u>Monday and Tuesday:</u></p> <p>Veterans Day heart❤❤️flag🇺🇸craft and letter to a soldier (Some synchronous and asynchronous work)</p> <p>Ongoing: Review Zoom Expectations and Workspace in Seesaw Activities Vocabulary: <i>login, logging in, mute, unmute, video, chat, passcode, classcode</i> Please have STUDENTS practice logging into *ZOOM <u>DAILY</u> so that they can eventually do this independently. 😊</p> <p>*See Mrs. Ochinero's ZOOM LINK on Class Dojo under Class Story and Parent Messages and on Seesaw under Student Announcements</p>
---	---

All Online Programs/Programas en línea	
	<p><u>Seesaw</u>–Messages and Announcements as well as <u>Student Work and Online Activities</u> found here</p> <p><u>Class Dojo</u>–Messages and Announcements</p> <p><u>Parent Square</u>–Messages and Announcements</p> <p style="text-align: center;">***SEE ZOOM INVITATION/LINK and MEETING DATES POSTED ALSO IN: SEESAW under Student Announcements, PARENT SQUARE classroom message & CLASS DOJO in Class Story and Parent Messages, FOR OUR LIVE ZOOM CLASS MEETINGS (M-F @ 9a.m.)***</p>

Office Hours/Horas de oficina	
✓	<p>If you have any questions, contact me between 12 - 2 pm /Si tiene alguna pregunta, contácteme entre las 12 y las 2 p.m.</p> <p>Mrs. Sinead Ochinero: cell (408) 775-0714</p> <p>Email: sinead.ochinero@arUSD.org</p>

**Smiles/Sonrisas,
Mrs. O/Sra. O**

Please watch our class **Seesaw** account
for video lessons, links, and activities (past and current)
to help with and to enhance
your child's distance learning.

Thank you for all you are doing to support and facilitate learning at home!

Por favor, mire nuestra **Seesaw**
para lecciones en video, enlaces y actividades
para ayudar y mejorar
el aprendizaje a distancia de su hijo.
¡Gracias por todo lo que está haciendo para apoyar y facilitar el aprendizaje en casa!

Vui lòng xem của chúng tôi **Seesaw**
cho các bài học video, liên kết và các hoạt động
để trợ giúp và tăng cường
học tập từ xa của con bạn. Cảm ơn bạn vì tất cả những gì bạn đang làm để hỗ trợ và tạo điều kiện học tập tại nhà!

