



# Daily Screening for COVID-19

Your school is taking significant steps to ensure everyone stays safe this fall. To help keep school open, you must screen your children before they come to school each day.



## Steps to take

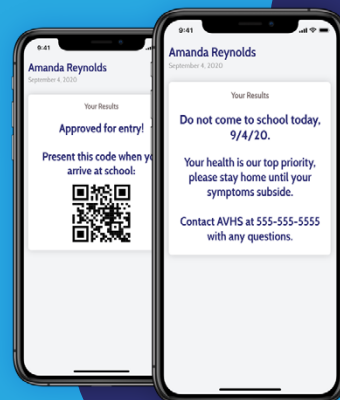
- 1 Receive the text or email alert
- 2 Click the link
- 3 Complete the screening
- 4 Receive further instructions from your school automatically

## FAQs:

- Will my child's other parents/guardians receive links?  
**All appropriate parents/guardians on record will be contacted**
- Will my student be able to complete their own screening?  
**Your school may allow students over 13 to complete their own screenings**
- Is data secure?  
**Yes, data is only shared with your school, and is stored in Ruvna's encrypted infrastructure**
- How do I register to receive screenings?  
**Your school registers guardians automatically**
- What if I have multiple children in school?  
**You will receive one link through which to complete multiple screenings**

**You'll be given instructions immediately after completing the screening**

If your child is symptom-free, you'll also receive a barcode to present at arrival



# Receive the text or email alert

1

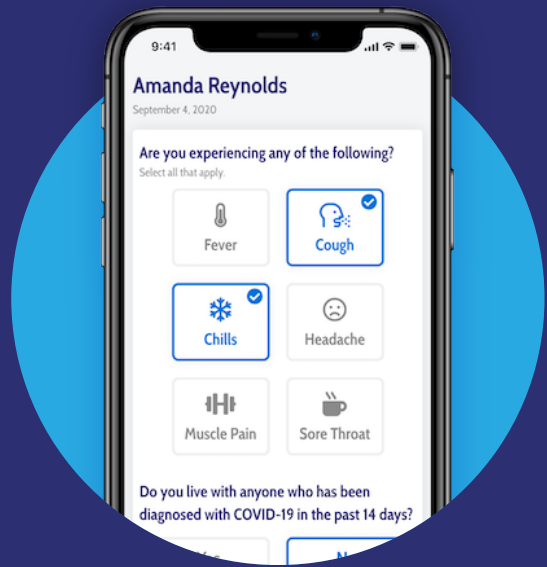
- Delivered to you automatically each day, no registration required
- Texts come from 36598
- All parents/guardians with up-to-date contact information on file with your school will receive the notification

2

# Click the link

- Each day you'll get a secure, single use link
- No sign-ins, downloads or apps whatsoever. Just click the link to access the screening






### 3 Complete the screening

- Your school has setup a series of questions which may include:
  - Symptoms
  - Temperature check
  - Recent travel
  - Potential COVID-19 exposure
  - Maybe more
- Should take 1-2 minutes to complete

### 4 Receive instructions

- Based on the information in your screening, you will immediately receive further instructions from your school
- If your child is symptom-free, you may be given a "pass" with a barcode to present upon arrival
- You will be able to share a link to the pass with your child (optional)
- If your child does not have their pass but was still screened, they will still be permitted to enter



## Getting Help

---

**Didn't get an alert, or don't see the option to screen all of your children?**

Your school can help. Contact your school or district directly if you encounter any issues receiving alerts, or accessing the screenings for all of your children.