

# *A Level Art & Design: Textiles*





# Do you enjoy?

Being creative...

Printing and dyeing...

Experimenting with Texture and patterns...

Researching and responding...

Drawing from real life...

Fashion...

Stitching and Sewing...

Do you notice textures and patterns  
that others don't?

Then A level Textiles might just be perfect for you..


READ ON





Experiment..





# Researching and responding...



## V&A Museum visit Christian D'ior Exhibition...



Memorable Experiences...





Exploring techniques and processes through textiles...



# Why Choose Art & Design Textiles?

Our course is designed to build on the skills and enthusiasm you bring. We will help you acquire new skills, broaden your knowledge, and help give you the confidence you need to achieve your full potential in this rich and exciting, creative subject area.

The Art & Design Textiles is a lively and friendly teaching and learning environment, where individual ideas, experimentation and risk-taking are encouraged.

**Textiles** – this can also include constructed textiles, mixed media, fashion design, costume design, sculpture, digital textiles and embellished textiles. Please note this is not a Technology Textiles course, instead this is an area where students can use textiles in an art context, creating items and objects that have aesthetic qualities rather than strictly functional ones.

Art & Design Textiles can also be taken along side Art & Design: Fine art as they are from different examination boards, hence both A Levels can be awarded.

# Assessment & Course Structure

## Component 1: Personal Investigation (60% of the qualification)

The Personal Investigation consists of two integrated parts:



1. A major in-depth critical, practical and theoretical investigative project/portfolio and outcome/s based on themes and subject matter that have personal significance;
2. An extended written element of 1000 words minimum, which may contain images and text and must clearly relate to practical and theoretical work.

## Component 2: Externally Set Assignment (40% of qualification)

Part 1: Preparatory study period. The externally set assignment material are released on the 1<sup>st</sup> February and will consist of a series of visual and written stimuli. You will respond to one of these stimuli in the form of a sketchbook.

Part 2: 15 hour sustained focus work - this is a practical exam.



Thinking:  
Creativity  
Critical thinking  
Problem-solving  
Communication  
Strategy

Working:  
Research  
Collaboration  
Perseverance  
Self-direction

Skills:  
Practical skills  
Design skills  
Presentation skills  
Digital comms

Experience:  
Citizenship  
Personal care  
Social responsibility




## Component 1





The first term will teach the students a wide range of skills, techniques and processes that will equip them with all the things they need to know in order to develop chosen directions and produce their own ideas. Skills will involve gathering and analysing research, drawing and painting, fashion illustration, surface pattern, hand, machine embroidery and embellishments skills, dying, printing and construction methods.



Students will compile a samples booklet alongside this which should show a minimum of 30 different techniques.



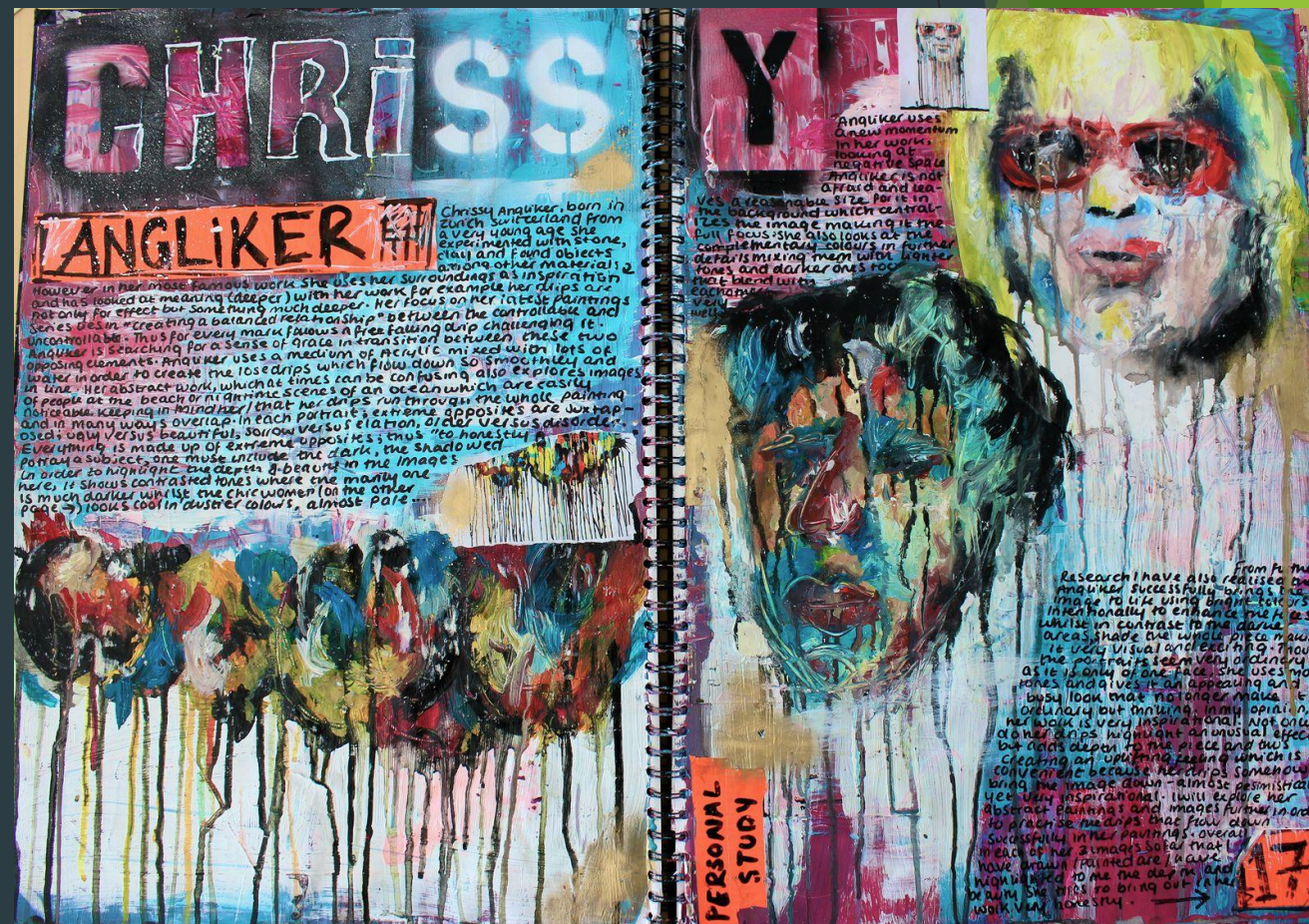
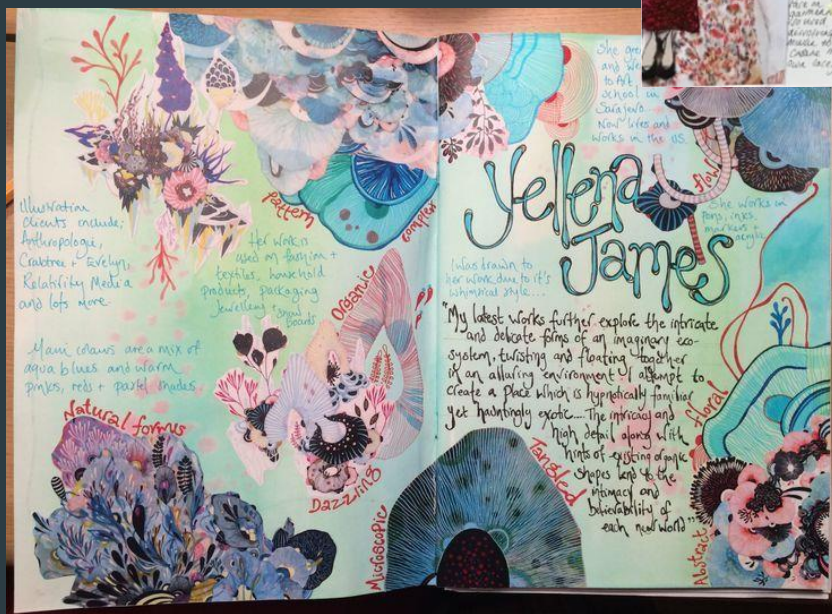
Coursework consists of 1 in depth Project on a topic of the student's choice and is tutor led but the expectation is that students will be able to work independently on self-directed study. Students will need to research, analyse and write about their chosen artists or designers, and show clear thought process of what has inspired them and how they are going to use this information to develop their own investigations. This is a VISUAL journey!








## Artist Research







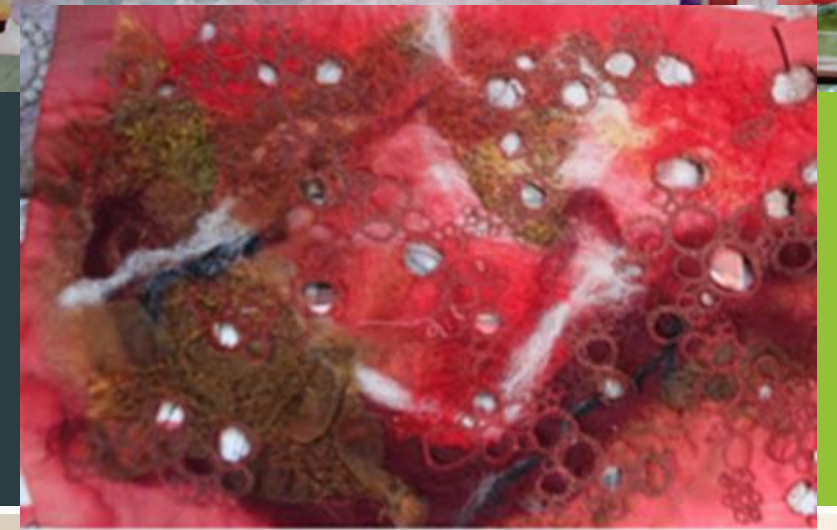
Exploring techniques and processes



## Component 2

This will be completed with the design and manufacture of a finished artefact or prototype.

Externally set piece is worth 40% of the final marks. The titles for consideration are set by the exam board. This follows the same path with the sketchbook as the coursework, but the final piece is created over 3 days under exam conditions.



Alongside this there is a written personal study which is a minimum of 1000 words. This should be based upon an artist or designer, which supports the practical work and shows a greater depth of contextual understanding.





Potential final  
outcomes



In order to enjoy and succeed in Textiles you need to have an eye and a keen interest – it is not a subject to take if you don't have a passion for texture, nature, pattern, colour, fabric etc. Students need to want to draw, photograph, get outside and explore, visit museums, follow artists on Instagram – to roll their sleeves up and have a go at experimenting. Textiles is an amazing subject with endless possibilities for art, craft, fashion and interiors but ideas will not come to you or be given, they need to be inspired by what you are looking at and the information you learn about it.

I think one of the most memorable quotes I've had from a former student who wrote me a thank you letter said "I will never be able to look at a brick wall or a piece of fruit in the same way again, thank you for opening my eyes to texture!"



# Who do we accept onto the course?

If students have studied:

- GCSE Art and Design, Photography or GCSE Design & Technology: Textiles we require a Grade 6 or above.
- You will also need to have achieved a Grade 5 or above in English
- We will consider students who have not studied Textiles or Art at GCSE but they must be able to show a passion for the subject and be willing to work extra hard to develop their base knowledge.



# Where next?

Career Areas	Complementary A Levels	Degree Qualifications
<ul style="list-style-type: none"> <li>• Art gallery/ Museum Curator</li> <li>• Art Therapy</li> <li>• Textile Historian</li> <li>• Costume Designer</li> <li>• Fashion Designer</li> <li>• Fashion Journalism</li> <li>• Film and Theatre</li> <li>• Fine Artist</li> <li>• Furniture Designer</li> <li>• Graphic Designer</li> <li>• Interior Designer</li> <li>• Merchandising</li> <li>• Print Design</li> <li>• Product Designer</li> <li>• Textile Designer</li> </ul>	<ul style="list-style-type: none"> <li>• Art &amp; Design Fine Art</li> <li>• Art &amp; Design Photography</li> <li>• Art &amp; Design Graphics</li> <li>• Product Design</li> <li>• History</li> <li>• Psychology</li> <li>• Drama</li> <li>• Media Studies</li> <li>• Business Studies</li> <li>• English</li> </ul>	<ul style="list-style-type: none"> <li>• BA (Hons) Fashion Design</li> <li>• BA (Hons) Fashion Buying &amp; Merchandising</li> <li>• BA (Hons) Textile Design</li> <li>• BA (Hons) Costume Design</li> <li>• BA (Hons) Innovation &amp; Design Textiles</li> <li>• BA (Hons) Theatre Set Design</li> <li>• BA (Hons) Fashion Journalism</li> <li>• BA (Hons) Fashion Marketing</li> <li>• Masters Art History: Dress &amp; Textiles</li> <li>• Masters in Art Therapy</li> </ul>