
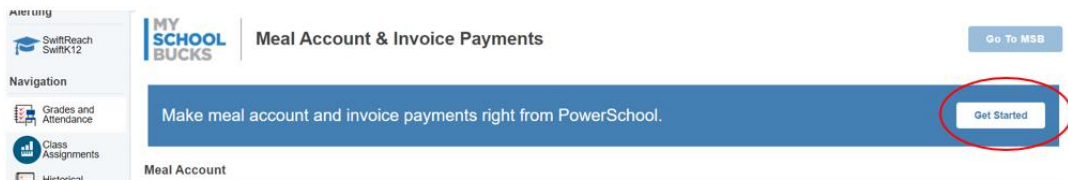



MySchoolBucks Setup via PowerSchool Parent Portal via the web:

- Login to your PowerSchool Parent Portal account via the web at www.rankin.powerschool.com

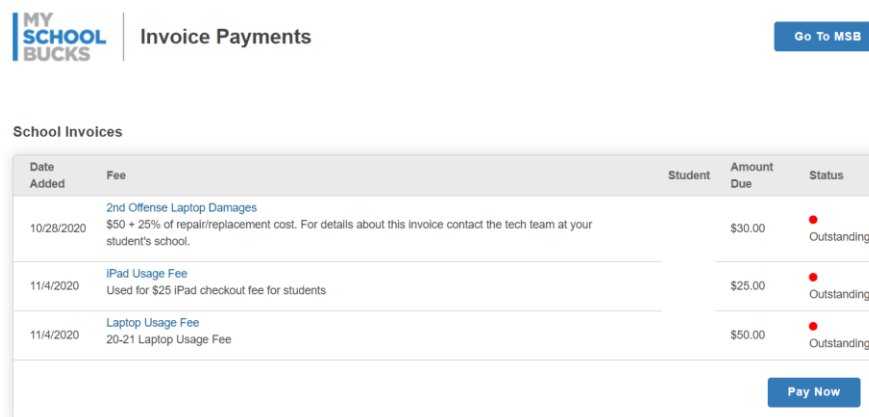
- Click  MySchoolBucks on the left
- Click the Get Started button (NOTE** - Cafeteria payments are still made via MyPaymentsPlus)



- Click the “New MySchoolBucks User” and click the Accept button to accept cookie settings for MySchoolBucks



- You may be taken back to the PowerSchool Parent Portal screen here where you should see any outstanding fees if any:



- Click the  button

- Click the “Accept Terms” button

IMPORTANT: Terms of Service Updated

We have updated the MySchoolBucks Terms of Service, effective July 31, 2019. Before using MySchoolBucks, you should review the new Terms of Service, as they contain important changes affecting your legal rights, **including an arbitration agreement and class action waiver that is retroactive and applies to all past, present and future claims, including pending lawsuits and putative class actions.** By clicking “accept” you agree to the new MySchoolBucks Terms of Service. If you do not agree with the new MySchoolBucks Terms of Service, please do not use MySchoolBucks. You can see the new Terms of Service by clicking the link below.

[Show Terms of Service](#)

Decline
Accept Terms

- Set your security questions, enter your email address, and check/uncheck the boxes for Email Preferences and click the Update Profile button

Make Your MySchoolBucks Account More Secure

We've recently added features to improve your MySchoolBucks experience and make it even more secure. Please take a minute to complete your User Profile.

Security Question #1

? In what city did you attend high school?

? Answer #1

Security Question #2

? What are the last 4 digits of your social security number?

? Answer #2

Complete your MySchoolBucks profile

Email Address

Email Preferences

I would like to receive feature updates, news and promotional emails from MySchoolBucks

I would like to receive payment confirmation emails from MySchoolBucks

Skip For Now
Update Profile

- You are now taken to the MySchoolBucks website showing your profile information.
- You can pay your fees by click the Pay Now button from the PowerSchool Parent Portal

School Invoices

Date Added	Fee	Student	Amount Due	Status
10/28/2020	2nd Offense Laptop Damages \$50 + 25% of repair/replacement cost. For details about this invoice contact the tech team at your student's school.		\$30.00	Outstanding
11/4/2020	iPad Usage Fee Used for \$25 iPad checkout fee for students		\$25.00	Outstanding
11/4/2020	Laptop Usage Fee 20-21 Laptop Usage Fee		\$50.00	Outstanding

Pay Now