
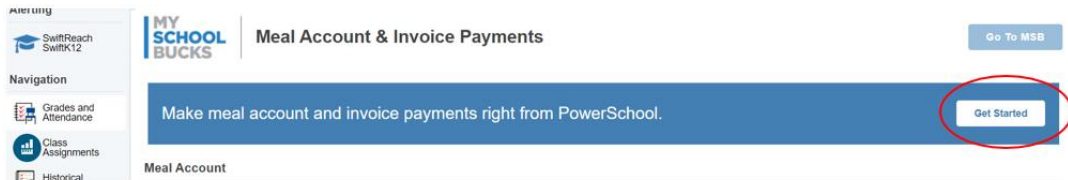



## Link existing MySchoolBucks account with your student:

- Login to the PowerSchool Parent Portal via the web: [www.rankin.powerschool.com](http://www.rankin.powerschool.com)

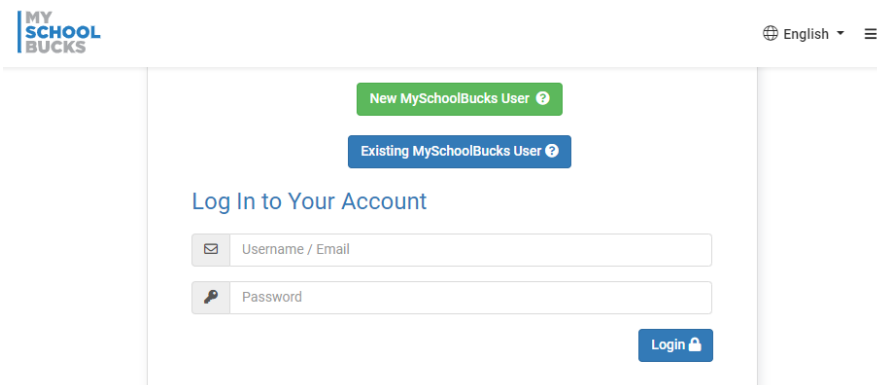
- Click  MySchoolBucks on the left
- Click the Get Started button



- Click the “Existing MySchoolBucks User” button and the Accept button to accept any cookies settings for MySchoolBucks



- Enter your login information for MySchoolBucks and click Login



- Add your email to the “New Email Address” box and click the Update button

### Confirm User Profile Changes

Your linked Identity Provider indicates changes to your user profile information. Click "Update" to accept the new user profile information and update your MySchoolBucks profile. Click "Skip" if you would like to be reminded the next time you log in. Click "Don't show me this again" and this notification will not appear again.

Current First Name: Ginger


New First Name:

Current Last Name: McKenzie

New Last Name:

Current Email Address: jetta711@yahoo.com

New Email Address:

- You will be taken back to the PowerSchool Parent Portal where you can now see any invoices/fees your student may have.
- You can pay your fees by click the  button from the PowerSchool Parent Portal

**School Invoices**

Date Added	Fee	Student	Amount Due	Status
10/28/2020	<b>2nd Offense Laptop Damages</b> \$50 + 25% of repair/replacement cost. For details about this invoice contact the tech team at your student's school.		\$30.00	Outstanding
11/4/2020	<b>IPad Usage Fee</b> Used for \$25 iPad checkout fee for students		\$25.00	Outstanding
11/4/2020	<b>Laptop Usage Fee</b> 20-21 Laptop Usage Fee		\$50.00	Outstanding

