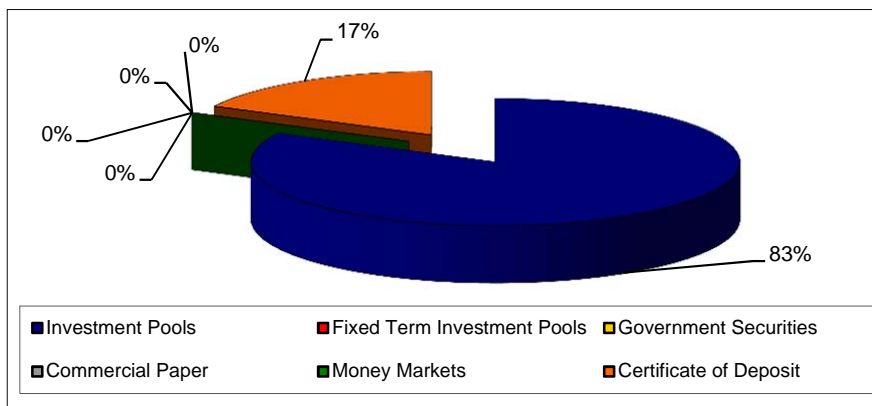


Friendswood ISD
Quarterly Investment Report
Quarter Ending November 30, 2011

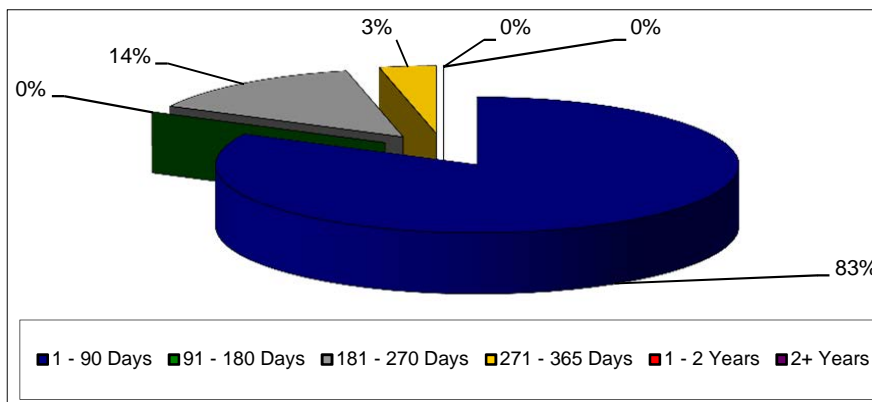
Investment By Type

	<u>Current Market Value</u>	<u>Percent Portfolio</u>
Investment Pools	\$ 17,689,905.06	83%
Fixed Term Investment Pools	\$ -	0%
Government Securities	\$ -	0%
Commercial Paper	\$ -	0%
Money Markets	\$ -	0%
Certificate of Deposit	\$ 3,750,000.00	17%
Total Portfolio	\$ 21,439,905.06	100%



Investment By Maturity

	<u>Current Market Value</u>	<u>Percent Portfolio</u>
1 - 90 Days	\$ 17,689,905.06	83%
91 - 180 Days	\$ -	0%
181 - 270 Days	\$ 3,000,000.00	14%
271 - 365 Days	\$ 750,000.00	3%
1 - 2 Years	\$ -	0%
2+ Years	\$ -	0%
Total Portfolio	\$ 21,439,905.06	100%



Friendswood ISD
Statement of Book and Market Value
Quarter Ending November 30, 2011

<u>Security Symbol/CUSIP</u>	<u>Beginning Value</u>		<u>Ending Value</u>	
	<u>Book</u>	<u>Market</u>	<u>Book</u>	<u>Market</u>
General Fund				
ICT	\$ -	\$ -	\$ -	\$ -
Lone Star	\$ 10,413,288.12	\$ 10,413,288.12	\$ 9,756,006.08	\$ 9,756,006.08
MBIA	\$ 184,393.34	\$ 184,393.34	\$ 184,457.38	\$ 184,457.38
TEXPOOL	\$ 64,977.33	\$ 64,977.33	\$ 64,992.65	\$ 64,992.65
TEXSTAR	\$ 146,590.20	\$ 146,590.20	\$ 146,622.90	\$ 146,622.90
GCEFCU - 12 MONTH CD	\$ -	\$ -	\$ -	\$ -
GCEFCU - 12 MONTH CD	\$ -	\$ -	\$ -	\$ -
GCEFCU - 6 MONTH CD	\$ -	\$ -	\$ -	\$ -
GCEFCU - 12 MONTH CD	\$ 3,000,000.00	\$ 3,000,000.00	\$ 3,000,000.00	\$ 3,000,000.00
Total General Fund	\$ 13,809,248.99	\$ 13,809,248.99	\$ 13,152,079.01	\$ 13,152,079.01
Debt Service Fund				
ICT	\$ -	\$ -	\$ -	\$ -
Lone Star	\$ 260,598.71	\$ 260,598.71	\$ 260,671.81	\$ 260,671.81
MBIA	\$ 233,631.60	\$ 233,631.60	\$ 233,712.68	\$ 233,712.68
TEXSTAR	\$ 858,017.38	\$ 858,017.38	\$ 858,208.76	\$ 858,208.76
Total Debt Service	\$ 1,352,247.69	\$ 1,352,247.69	\$ 1,352,593.25	\$ 1,352,593.25
Workers Comp Fund				
Lone Star	\$ 407,644.48	\$ 407,644.48	\$ 357,748.69	\$ 357,748.69
GCEFCU - 12 MONTH CD	\$ 750,000.00	\$ 750,000.00	\$ 750,000.00	\$ 750,000.00
Total Workers Comp	\$ 1,157,644.48	\$ 1,157,644.48	\$ 1,107,748.69	\$ 1,107,748.69

Friendswood ISD
Statement of Book and Market Value
Quarter Ending November 30, 2011

<u>Security Symbol/CUSIP</u>	<u>Beginning Value</u>		<u>Ending Value</u>	
	<u>Book</u>	<u>Market</u>	<u>Book</u>	<u>Market</u>
2008 Capital Projects Fund				
MBIA	\$ 5,825,462.98	\$ 5,825,462.98	\$ 5,827,484.11	\$ 5,827,484.11
3136F6DJ5	\$ -	\$ -	\$ -	\$ -
31331X5X6	\$ -	\$ -	\$ -	\$ -
3137EABB4	\$ -	\$ -	\$ -	\$ -
3136F6SC4	\$ -	\$ -	\$ -	\$ -
3128X33F8	\$ -	\$ -	\$ -	\$ -
3137EAAP4	\$ -	\$ -	\$ -	\$ -
3134A33L8	\$ -	\$ -	\$ -	\$ -
3137EABG3	\$ -	\$ -	\$ -	\$ -
3136F3QC3	\$ -	\$ -	\$ -	\$ -
3133XBTH8	\$ -	\$ -	\$ -	\$ -
31398ASC7	\$ -	\$ -	\$ -	\$ -
3136F34P8	\$ -	\$ -	\$ -	\$ -
3133XGLE2	\$ -	\$ -	\$ -	\$ -
31331X6M9	\$ -	\$ -	\$ -	\$ -
3133X2BX2	\$ -	\$ -	\$ -	\$ -
3133XRFK1	\$ -	\$ -	\$ -	\$ -
3133XEDU0	\$ -	\$ -	\$ -	\$ -
3133XEMR7	\$ -	\$ -	\$ -	\$ -
3133XPWW0	\$ -	\$ -	\$ -	\$ -
3137EAAB5	\$ -	\$ -	\$ -	\$ -
31131VGY6	\$ -	\$ -	\$ -	\$ -
31331YQ45	\$ -	\$ -	\$ -	\$ -
Total 2008 Capital Projects	\$ 5,825,462.98	\$ 5,825,462.98	\$ 5,827,484.11	\$ 5,827,484.11
Total Investments	\$ 22,144,604.14	\$ 22,144,604.14	\$ 21,439,905.06	\$ 21,439,905.06

**Friendswood ISD
Investment Portfolio
Quarter Ending November 30, 2011**

Security Symbol/CUSIP	% Yield	Maturity Date Or Final Pmt Date	Beginning Market Value	Accrued Interst/Amort/Accret	Additions and Withdrawals	Market Value Changes	Ending Market Value
General Fund							
ICT		Liquid	\$ -	\$ -	\$ -	\$ -	\$ -
Lone Star		Liquid	\$ 10,413,288.12	\$ 2,509.89	\$ (659,791.93)	\$ -	\$ 9,756,006.08
MBIA		Liquid	\$ 184,393.34	\$ 64.04	\$ -	\$ -	\$ 184,457.38
TEXPOOL		Liquid	\$ 64,977.33	\$ 15.32	\$ -	\$ -	\$ 64,992.65
TEXSTAR		Liquid	\$ 146,590.20	\$ 32.70	\$ -	\$ -	\$ 146,622.90
GCEFCU - 12 MONTH CD	2.37%	2/25/2011	\$ -	\$ -	\$ -	\$ -	\$ -
GCEFCU - 12 MONTH CD	2.12%	8/24/2011	\$ -	\$ -	\$ -	\$ -	\$ -
GCEFCU - 6 MONTH CD	2.12%	8/24/2011	\$ -	\$ -	\$ -	\$ -	\$ -
GCEFCU - 12 MONTH CD	1.85%	8/23/2012	\$ 3,000,000.00	\$ -	\$ -	\$ -	\$ 3,000,000.00
Total General Fund			\$ 13,809,248.99	\$ 2,621.95	\$ (659,791.93)	\$ -	\$ 13,152,079.01
Debt Service Fund							
ICT		Liquid	\$ -	\$ -	\$ -	\$ -	\$ -
Lone Star		Liquid	\$ 260,598.71	\$ 73.10	\$ -	\$ -	\$ 260,671.81
MBIA		Liquid	\$ 233,631.60	\$ 81.08	\$ -	\$ -	\$ 233,712.68
TEXSTAR		Liquid	\$ 858,017.38	\$ 191.38	\$ -	\$ -	\$ 858,208.76
Total Debt Service			\$ 1,352,247.69	\$ 345.56	\$ -	\$ -	\$ 1,352,593.25
Workers Comp Fund							
Lone Star		Liquid	\$ 407,644.48	\$ 104.21	\$ (50,000.00)	\$ -	\$ 357,748.69
GCEFCU - 12 MONTH CD	2.25%	10/20/2012	\$ 750,000.00	\$ -	\$ -	\$ -	\$ 750,000.00
Total Workers Comp			\$ 1,157,644.48	\$ 104.21	\$ (50,000.00)	\$ -	\$ 1,107,748.69

**Friendswood ISD
Investment Portfolio
Quarter Ending November 30, 2011**

Security Symbol/CUSIP	% Yield	Maturity Date Or Final Pmt Date	Beginning Market Value	Accrued Interst/Amort/Accret	Additions and Withdrawals	Market Value Changes	Ending Market Value
2008 Capital Projects Fund							
MBIA		Liquid	\$ 5,825,462.98	\$ 2,021.13	\$ -	\$ -	\$ 5,827,484.11
3136F6DJ5	2.58%	09/10/2009	\$ -	\$ -	\$ -	\$ -	\$ -
31331X5X6	2.63%	10/05/2009	\$ -	\$ -	\$ -	\$ -	\$ -
3137EABB4	2.68%	11/30/2009	\$ -	\$ -	\$ -	\$ -	\$ -
3136F6SC4	2.73%	12/28/2009	\$ -	\$ -	\$ -	\$ -	\$ -
3128X33F8	2.78%	01/25/2010	\$ -	\$ -	\$ -	\$ -	\$ -
3137EAAP4	2.81%	02/09/2010	\$ -	\$ -	\$ -	\$ -	\$ -
3134A33L8	2.85%	03/15/2010	\$ -	\$ -	\$ -	\$ -	\$ -
3137EABG3	1.01%	04/30/2010	\$ -	\$ -	\$ -	\$ -	\$ -
3136F3QC3	2.92%	05/12/2010	\$ -	\$ -	\$ -	\$ -	\$ -
3133XBTH8	2.97%	06/11/2010	\$ -	\$ -	\$ -	\$ -	\$ -
31398ASC7	3.00%	07/12/2010	\$ -	\$ -	\$ -	\$ -	\$ -
3136F34P8	3.05%	08/18/2010	\$ -	\$ -	\$ -	\$ -	\$ -
3133XGLE2	3.10%	09/10/2010	\$ -	\$ -	\$ -	\$ -	\$ -
31331X6M9	3.13%	10/04/2010	\$ -	\$ -	\$ -	\$ -	\$ -
3133X2BX2	3.15%	11/15/2010	\$ -	\$ -	\$ -	\$ -	\$ -
3133XRFK1	3.21%	12/10/2010	\$ -	\$ -	\$ -	\$ -	\$ -
3133XEDU0	3.23%	01/27/2011	\$ -	\$ -	\$ -	\$ -	\$ -
3133XEMR7	3.28%	02/04/2011	\$ -	\$ -	\$ -	\$ -	\$ -
3133XPWW0	3.31%	03/11/2011	\$ -	\$ -	\$ -	\$ -	\$ -
3137EAAB5		04/18/2011	\$ -	\$ -	\$ -	\$ -	\$ -
31131VGY6	3.36%	04/25/2011	\$ -	\$ -	\$ -	\$ -	\$ -
31331YQ45	3.42%	05/19/2011	\$ -	\$ -	\$ -	\$ -	\$ -
Total 2008 Capital Projects			\$ 5,825,462.98	\$ 2,021.13	\$ -	\$ -	\$ 5,827,484.11
Total Investments			\$ 22,144,604.14	\$ 5,092.85	\$ (709,791.93)	\$ -	\$ 21,439,905.06

This report is prepared according to the District Investment Policy and complies with the requirements.

Trish Hanks
Superintendent

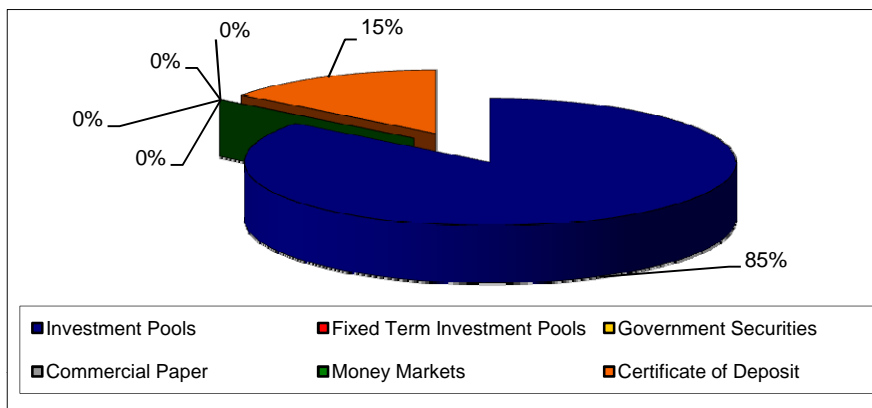
Thad Roher
Assistant Superintendent

Alison Rendon
Executive Director of Finance

Friendswood ISD
Quarterly Investment Report
Quarter Ending February 29, 2012

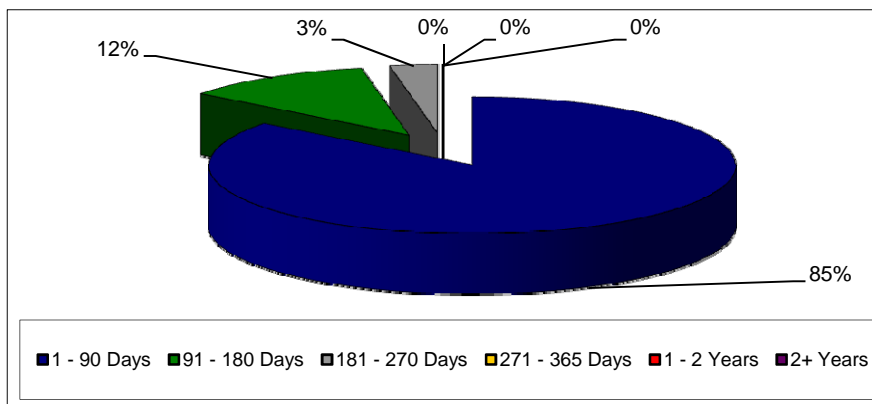
Investment By Type

	<u>Current Market Value</u>	<u>Percent Portfolio</u>
Investment Pools	\$ 22,035,484.78	85%
Fixed Term Investment Pools	\$ -	0%
Government Securities	\$ -	0%
Commercial Paper	\$ -	0%
Money Markets	\$ -	0%
Certificate of Deposit	\$ 3,750,000.00	15%
Total Portfolio	\$ 25,785,484.78	100%



Investment By Maturity

	<u>Current Market Value</u>	<u>Percent Portfolio</u>
1 - 90 Days	\$ 22,035,484.78	85%
91 - 180 Days	\$ 3,000,000.00	12%
181 - 270 Days	\$ 750,000.00	3%
271 - 365 Days	\$ -	0%
1 - 2 Years	\$ -	0%
2+ Years	\$ -	0%
Total Portfolio	\$ 25,785,484.78	100%



Friendswood ISD
Statement of Book and Market Value
Quarter Ending February 29, 2012

<u>Security Symbol/CUSIP</u>	<u>Beginning Value</u>		<u>Ending Value</u>	
	<u>Book</u>	<u>Market</u>	<u>Book</u>	<u>Market</u>
General Fund				
ICT	\$ -	\$ -	\$ -	\$ -
Lone Star	\$ 9,756,006.08	\$ 9,756,006.08	\$ 10,096,728.55	\$ 10,096,728.55
MBIA	\$ 184,457.38	\$ 184,457.38	\$ 4,185,674.32	\$ 4,185,674.32
TEXPOOL	\$ 64,992.65	\$ 64,992.65	\$ 65,006.56	\$ 65,006.56
TEXSTAR	\$ 146,622.90	\$ 146,622.90	\$ 146,655.77	\$ 146,655.77
GCEFCU - 12 MONTH CD	\$ -	\$ -	\$ -	\$ -
GCEFCU - 12 MONTH CD	\$ -	\$ -	\$ -	\$ -
GCEFCU - 6 MONTH CD	\$ -	\$ -	\$ -	\$ -
GCEFCU - 12 MONTH CD	\$ 3,000,000.00	\$ 3,000,000.00	\$ 3,000,000.00	\$ 3,000,000.00
Total General Fund	\$ 13,152,079.01	\$ 13,152,079.01	\$ 17,494,065.20	\$ 17,494,065.20
Debt Service Fund				
ICT	\$ -	\$ -	\$ -	\$ -
Lone Star	\$ 260,671.81	\$ 260,671.81	\$ 260,734.84	\$ 260,734.84
MBIA	\$ 233,712.68	\$ 233,712.68	\$ 233,838.10	\$ 233,838.10
TEXSTAR	\$ 858,208.76	\$ 858,208.76	\$ 858,401.16	\$ 858,401.16
Total Debt Service	\$ 1,352,593.25	\$ 1,352,593.25	\$ 1,352,974.10	\$ 1,352,974.10
Workers Comp Fund				
Lone Star	\$ 357,748.69	\$ 357,748.69	\$ 357,835.19	\$ 357,835.19
GCEFCU - 12 MONTH CD	\$ 750,000.00	\$ 750,000.00	\$ 750,000.00	\$ 750,000.00
Total Workers Comp	\$ 1,107,748.69	\$ 1,107,748.69	\$ 1,107,835.19	\$ 1,107,835.19

Friendswood ISD
Statement of Book and Market Value
Quarter Ending February 29, 2012

<u>Security Symbol/CUSIP</u>	<u>Beginning Value</u>		<u>Ending Value</u>	
	<u>Book</u>	<u>Market</u>	<u>Book</u>	<u>Market</u>
2008 Capital Projects Fund				
MBIA	\$ 5,827,484.11	\$ 5,827,484.11	\$ 5,830,610.29	\$ 5,830,610.29
3136F6DJ5	\$ -	\$ -	\$ -	\$ -
31331X5X6	\$ -	\$ -	\$ -	\$ -
3137EABB4	\$ -	\$ -	\$ -	\$ -
3136F6SC4	\$ -	\$ -	\$ -	\$ -
3128X33F8	\$ -	\$ -	\$ -	\$ -
3137EAAP4	\$ -	\$ -	\$ -	\$ -
3134A33L8	\$ -	\$ -	\$ -	\$ -
3137EABG3	\$ -	\$ -	\$ -	\$ -
3136F3QC3	\$ -	\$ -	\$ -	\$ -
3133XBTH8	\$ -	\$ -	\$ -	\$ -
31398ASC7	\$ -	\$ -	\$ -	\$ -
3136F34P8	\$ -	\$ -	\$ -	\$ -
3133XGLE2	\$ -	\$ -	\$ -	\$ -
31331X6M9	\$ -	\$ -	\$ -	\$ -
3133X2BX2	\$ -	\$ -	\$ -	\$ -
3133XRFK1	\$ -	\$ -	\$ -	\$ -
3133XEDU0	\$ -	\$ -	\$ -	\$ -
3133XEMR7	\$ -	\$ -	\$ -	\$ -
3133XPWW0	\$ -	\$ -	\$ -	\$ -
3137EAAB5	\$ -	\$ -	\$ -	\$ -
31131VGY6	\$ -	\$ -	\$ -	\$ -
31331YQ45	\$ -	\$ -	\$ -	\$ -
Total 2008 Capital Projects	\$ 5,827,484.11	\$ 5,827,484.11	\$ 5,830,610.29	\$ 5,830,610.29
Total Investments	\$ 21,439,905.06	\$ 21,439,905.06	\$ 25,785,484.78	\$ 25,785,484.78

Friendswood ISD
Investment Portfolio
Quarter Ending February 29, 2012

Security Symbol/CUSIP	% Yield	Maturity Date Or Final Pmt Date	Beginning Market Value	Accrued Interst/Amort/Accret	Additions and Withdrawals	Market Value Changes	Ending Market Value
General Fund							
ICT		Liquid	\$ -	\$ -	\$ -	\$ -	\$ -
Lone Star		Liquid	9,756,006.08	2,405.12	338,317.35	-	10,096,728.55
MBIA		Liquid	184,457.38	1,216.94	4,000,000.00	-	4,185,674.32
TEXPOOL		Liquid	64,992.65	13.91	-	-	65,006.56
TEXSTAR		Liquid	146,622.90	32.87	-	-	146,655.77
GCEFCU - 12 MONTH CD	2.37%	2/25/2011	-	-	-	-	-
GCEFCU - 12 MONTH CD	2.12%	8/24/2011	-	-	-	-	-
GCEFCU - 6 MONTH CD	2.12%	8/24/2011	-	-	-	-	-
GCEFCU - 12 MONTH CD	1.85%	8/23/2012	3,000,000.00	-	-	-	3,000,000.00
Total General Fund			\$ 13,152,079.01	\$ 3,668.84	\$ 4,338,317.35	\$ -	\$ 17,494,065.20
Debt Service Fund							
ICT		Liquid	\$ -	\$ -	\$ -	\$ -	\$ -
Lone Star		Liquid	260,671.81	63.03	-	-	260,734.84
MBIA		Liquid	233,712.68	125.42	-	-	233,838.10
TEXSTAR		Liquid	858,208.76	192.40	-	-	858,401.16
Total Debt Service			\$ 1,352,593.25	\$ 380.85	\$ -	\$ -	\$ 1,352,974.10
Workers Comp Fund							
Lone Star		Liquid	357,748.69	86.50	-	-	357,835.19
GCEFCU - 12 MONTH CD	2.25%	10/20/2012	750,000.00	-	-	-	750,000.00
Total Workers Comp			\$ 1,107,748.69	\$ 86.50	\$ -	\$ -	\$ 1,107,835.19

**Friendswood ISD
Investment Portfolio
Quarter Ending February 29, 2012**

Security Symbol/CUSIP	% Yield	Maturity Date Or Final Pmt Date	Beginning Market Value	Accrued Interst/Amort/Accret	Additions and Withdrawals	Market Value Changes	Ending Market Value
2008 Capital Projects Fund							
MBIA		Liquid	\$ 5,827,484.11	\$ 3,126.18	\$ -	\$ -	\$ 5,830,610.29
3136F6DJ5	2.58%	09/10/2009	\$ -	\$ -	\$ -	\$ -	\$ -
31331X5X6	2.63%	10/05/2009	\$ -	\$ -	\$ -	\$ -	\$ -
3137EABB4	2.68%	11/30/2009	\$ -	\$ -	\$ -	\$ -	\$ -
3136F6SC4	2.73%	12/28/2009	\$ -	\$ -	\$ -	\$ -	\$ -
3128X33F8	2.78%	01/25/2010	\$ -	\$ -	\$ -	\$ -	\$ -
3137EAAP4	2.81%	02/09/2010	\$ -	\$ -	\$ -	\$ -	\$ -
3134A33L8	2.85%	03/15/2010	\$ -	\$ -	\$ -	\$ -	\$ -
3137EABG3	1.01%	04/30/2010	\$ -	\$ -	\$ -	\$ -	\$ -
3136F3QC3	2.92%	05/12/2010	\$ -	\$ -	\$ -	\$ -	\$ -
3133XBTH8	2.97%	06/11/2010	\$ -	\$ -	\$ -	\$ -	\$ -
31398ASC7	3.00%	07/12/2010	\$ -	\$ -	\$ -	\$ -	\$ -
3136F34P8	3.05%	08/18/2010	\$ -	\$ -	\$ -	\$ -	\$ -
3133XGLE2	3.10%	09/10/2010	\$ -	\$ -	\$ -	\$ -	\$ -
31331X6M9	3.13%	10/04/2010	\$ -	\$ -	\$ -	\$ -	\$ -
3133X2BX2	3.15%	11/15/2010	\$ -	\$ -	\$ -	\$ -	\$ -
3133XRFK1	3.21%	12/10/2010	\$ -	\$ -	\$ -	\$ -	\$ -
3133XEDU0	3.23%	01/27/2011	\$ -	\$ -	\$ -	\$ -	\$ -
3133XEMR7	3.28%	02/04/2011	\$ -	\$ -	\$ -	\$ -	\$ -
3133XPWW0	3.31%	03/11/2011	\$ -	\$ -	\$ -	\$ -	\$ -
3137EAAB5		04/18/2011	\$ -	\$ -	\$ -	\$ -	\$ -
31131VGY6	3.36%	04/25/2011	\$ -	\$ -	\$ -	\$ -	\$ -
31331YQ45	3.42%	05/19/2011	\$ -	\$ -	\$ -	\$ -	\$ -
Total 2008 Capital Projects			\$ 5,827,484.11	\$ 3,126.18	\$ -	\$ -	\$ 5,830,610.29
Total Investments			\$ 21,439,905.06	\$ 7,262.37	\$ 4,338,317.35	\$ -	\$ 25,785,484.78

This report is prepared according to the District Investment Policy and complies with the requirements.

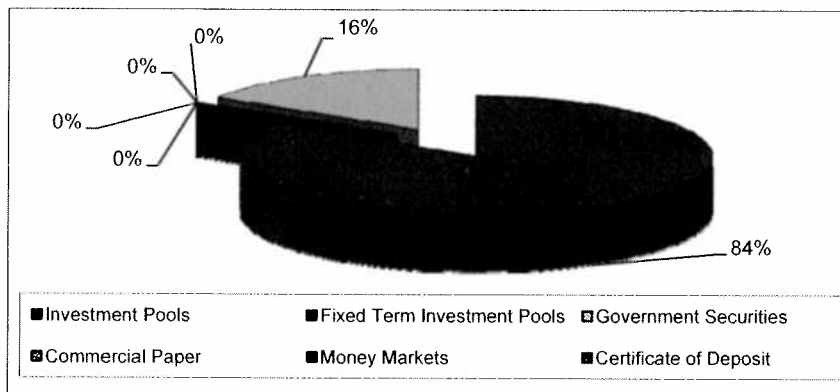
**Trish Hanks
Superintendent**

**Alison Rendon
Executive Director of Finance**

**Friendswood ISD
Quarterly Investment Report
Quarter Ending May 31, 2012**

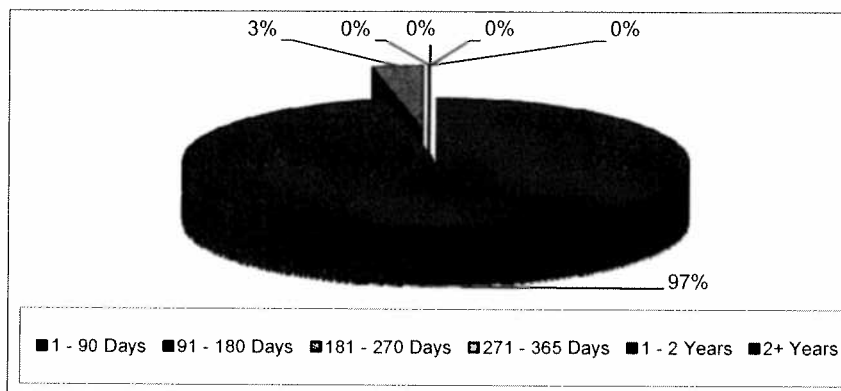
Investment By Type

	<u>Current Market Value</u>	<u>Percent Portfolio</u>
Investment Pools	\$ 19,414,378.33	84%
Fixed Term Investment Pools	\$ -	0%
Government Securities	\$ -	0%
Commercial Paper	\$ -	0%
Money Markets	\$ -	0%
Certificate of Deposit	\$ 3,750,000.00	16%
Total Portfolio	\$ 23,164,378.33	100%



Investment By Maturity

	<u>Current Market Value</u>	<u>Percent Portfolio</u>
1 - 90 Days	\$ 22,414,378.33	97%
91 - 180 Days	\$ 750,000.00	3%
181 - 270 Days	\$ -	0%
271 - 365 Days	\$ -	0%
1 - 2 Years	\$ -	0%
2+ Years	\$ -	0%
Total Portfolio	\$ 23,164,378.33	100%



Friendswood ISD
Statement of Book and Market Value
Quarter Ending May 31, 2012

Security Symbol/CUSIP	Beginning Value		Ending Value	
	Book	Market	Book	Market
General Fund				
ICT	\$ -	\$ -	\$ -	\$ -
Lone Star	\$ 10,096,728.55	\$ 10,096,728.55	\$ 8,994,013.95	\$ 8,994,013.95
MBIA	\$ 4,185,674.32	\$ 4,185,674.32	\$ 2,687,927.88	\$ 2,687,927.88
TEXPOOL	\$ 65,006.56	\$ 65,006.56	\$ 65,025.69	\$ 65,025.69
TEXSTAR	\$ 146,655.77	\$ 146,655.77	\$ 146,699.14	\$ 146,699.14
GCEFCU - 12 MONTH CD	\$ -	\$ -	\$ -	\$ -
GCEFCU - 12 MONTH CD	\$ -	\$ -	\$ -	\$ -
GCEFCU - 6 MONTH CD	\$ -	\$ -	\$ -	\$ -
GCEFCU - 12 MONTH CD	\$ 3,000,000.00	\$ 3,000,000.00	\$ 3,000,000.00	\$ 3,000,000.00
Total General Fund	\$ 17,494,065.20	\$ 17,494,065.20	\$ 14,893,666.66	\$ 14,893,666.66
Debt Service Fund				
ICT	\$ -	\$ -	\$ -	\$ -
Lone Star	\$ 260,734.84	\$ 260,734.84	\$ 260,817.68	\$ 260,817.68
MBIA	\$ 233,838.10	\$ 233,838.10	\$ 233,986.43	\$ 233,986.43
TEXSTAR	\$ 858,401.16	\$ 858,401.16	\$ 858,655.10	\$ 858,655.10
Total Debt Service	\$ 1,352,974.10	\$ 1,352,974.10	\$ 1,353,459.21	\$ 1,353,459.21
Workers Comp Fund				
Lone Star	\$ 357,835.19	\$ 357,835.19	\$ 332,942.76	\$ 332,942.76
GCEFCU - 12 MONTH CD	\$ 750,000.00	\$ 750,000.00	\$ 750,000.00	\$ 750,000.00
Total Workers Comp	\$ 1,107,835.19	\$ 1,107,835.19	\$ 1,082,942.76	\$ 1,082,942.76

Friendswood ISD
Statement of Book and Market Value
Quarter Ending May 31, 2012

Security Symbol/CUSIP	Beginning Value		Ending Value	
	Book	Market	Book	Market
2008 Capital Projects Fund				
MBIA	\$ 5,830,610.29	\$ 5,830,610.29	\$ 5,834,309.70	\$ 5,834,309.70
3136F6DJ5	\$ -	\$ -	\$ -	\$ -
31331X5X6	\$ -	\$ -	\$ -	\$ -
3137EABB4	\$ -	\$ -	\$ -	\$ -
3136F6SC4	\$ -	\$ -	\$ -	\$ -
3128X33F8	\$ -	\$ -	\$ -	\$ -
3137EAAP4	\$ -	\$ -	\$ -	\$ -
3134A33L8	\$ -	\$ -	\$ -	\$ -
3137EABG3	\$ -	\$ -	\$ -	\$ -
3136F3QC3	\$ -	\$ -	\$ -	\$ -
3133XBTH8	\$ -	\$ -	\$ -	\$ -
31398ASC7	\$ -	\$ -	\$ -	\$ -
3136F34P8	\$ -	\$ -	\$ -	\$ -
3133XGLE2	\$ -	\$ -	\$ -	\$ -
31331X6M9	\$ -	\$ -	\$ -	\$ -
3133X2BX2	\$ -	\$ -	\$ -	\$ -
3133XRFK1	\$ -	\$ -	\$ -	\$ -
3133XEDU0	\$ -	\$ -	\$ -	\$ -
3133XEMR7	\$ -	\$ -	\$ -	\$ -
3133XPWW0	\$ -	\$ -	\$ -	\$ -
3137EAAB5	\$ -	\$ -	\$ -	\$ -
31131VGY6	\$ -	\$ -	\$ -	\$ -
31331YQ45	\$ -	\$ -	\$ -	\$ -
Total 2008 Capital Projects	\$ 5,830,610.29	\$ 5,830,610.29	\$ 5,834,309.70	\$ 5,834,309.70
Total Investments	\$ 25,785,484.78	\$ 25,785,484.78	\$ 23,164,378.33	\$ 23,164,378.33

Friendswood ISD
Investment Portfolio
Quarter Ending May 31, 2012


Security Symbol/CUSIP	% Yield	Maturity Date Or Final Pmt Date	Beginning Market Value	Accrued Interst/Amort/Accret	Additions and Withdrawals	Market Value Changes	Ending Market Value
General Fund							
ICT		Liquid	\$ -	\$ -	\$ -	\$ -	\$ -
Lone Star		Liquid	\$ 10,096,728.55	\$ 3,378.41	\$ (1,106,093.01)	\$ -	\$ 8,994,013.95
MBIA		Liquid	\$ 4,185,674.32	\$ 2,253.56	\$ (1,500,000.00)	\$ -	\$ 2,687,927.88
TEXPOOL		Liquid	\$ 65,006.56	\$ 19.13	\$ -	\$ -	\$ 65,025.69
TEXSTAR		Liquid	\$ 146,655.77	\$ 43.37	\$ -	\$ -	\$ 146,699.14
GCEFCU - 12 MONTH CD	2.37%	2/25/2011	\$ -	\$ -	\$ -	\$ -	\$ -
GCEFCU - 12 MONTH CD	2.12%	8/24/2011	\$ -	\$ -	\$ -	\$ -	\$ -
GCEFCU - 6 MONTH CD	2.12%	8/24/2011	\$ -	\$ -	\$ -	\$ -	\$ -
GCEFCU - 12 MONTH CD	1.85%	8/23/2012	\$ 3,000,000.00	\$ -	\$ -	\$ -	\$ 3,000,000.00
Total General Fund			\$ 17,494,065.20	\$ 5,694.47	\$ (2,606,093.01)	\$ -	\$ 14,893,666.66
Debt Service Fund							
ICT		Liquid	\$ -	\$ -	\$ -	\$ -	\$ -
Lone Star		Liquid	\$ 260,734.84	\$ 82.84	\$ -	\$ -	\$ 260,817.68
MBIA		Liquid	\$ 233,838.10	\$ 148.33	\$ -	\$ -	\$ 233,986.43
TEXSTAR		Liquid	\$ 858,401.16	\$ 253.94	\$ -	\$ -	\$ 858,655.10
Total Debt Service			\$ 1,352,974.10	\$ 485.11	\$ -	\$ -	\$ 1,353,459.21
Workers Comp Fund							
Lone Star		Liquid	\$ 357,835.19	\$ 107.57	\$ (25,000.00)	\$ -	\$ 332,942.76
GCEFCU - 12 MONTH CD	2.25%	10/20/2012	\$ 750,000.00	\$ -	\$ -	\$ -	\$ 750,000.00
Total Workers Comp			\$ 1,107,835.19	\$ 107.57	\$ (25,000.00)	\$ -	\$ 1,082,942.76

Friendswood ISD
Investment Portfolio
Quarter Ending May 31, 2012

Security Symbol/CUSIP	% Yield	Maturity Date Or Final Pmt Date	Beginning Market Value	Accrued Interst/Amort/Accret	Additions and Withdrawals	Market Value Changes	Ending Market Value
2008 Capital Projects Fund							
MBIA		Liquid	\$ 5,830,610.29	\$ 3,699.41	\$ -	\$ -	\$ 5,834,309.70
3136F6DJ5	2.58%	09/10/2009	\$ -	\$ -	\$ -	\$ -	\$ -
31331X5X6	2.63%	10/05/2009	\$ -	\$ -	\$ -	\$ -	\$ -
3137EABB4	2.68%	11/30/2009	\$ -	\$ -	\$ -	\$ -	\$ -
3136F6SC4	2.73%	12/28/2009	\$ -	\$ -	\$ -	\$ -	\$ -
3128X33F8	2.78%	01/25/2010	\$ -	\$ -	\$ -	\$ -	\$ -
3137EAAP4	2.81%	02/09/2010	\$ -	\$ -	\$ -	\$ -	\$ -
3134A33L8	2.85%	03/15/2010	\$ -	\$ -	\$ -	\$ -	\$ -
3137EABG3	1.01%	04/30/2010	\$ -	\$ -	\$ -	\$ -	\$ -
3136F3QC3	2.92%	05/12/2010	\$ -	\$ -	\$ -	\$ -	\$ -
3133XBTH8	2.97%	06/11/2010	\$ -	\$ -	\$ -	\$ -	\$ -
31398ASC7	3.00%	07/12/2010	\$ -	\$ -	\$ -	\$ -	\$ -
3136F34P8	3.05%	08/18/2010	\$ -	\$ -	\$ -	\$ -	\$ -
3133XGLE2	3.10%	09/10/2010	\$ -	\$ -	\$ -	\$ -	\$ -
31331X6M9	3.13%	10/04/2010	\$ -	\$ -	\$ -	\$ -	\$ -
3133X2BX2	3.15%	11/15/2010	\$ -	\$ -	\$ -	\$ -	\$ -
3133XRFK1	3.21%	12/10/2010	\$ -	\$ -	\$ -	\$ -	\$ -
3133XEDU0	3.23%	01/27/2011	\$ -	\$ -	\$ -	\$ -	\$ -
3133XEMR7	3.28%	02/04/2011	\$ -	\$ -	\$ -	\$ -	\$ -
3133XPWW0	3.31%	03/11/2011	\$ -	\$ -	\$ -	\$ -	\$ -
3137EAAB5		04/18/2011	\$ -	\$ -	\$ -	\$ -	\$ -
31131VGY6	3.36%	04/25/2011	\$ -	\$ -	\$ -	\$ -	\$ -
31331YQ45	3.42%	05/19/2011	\$ -	\$ -	\$ -	\$ -	\$ -
Total 2008 Capital Projects			\$ 5,830,610.29	\$ 3,699.41	\$ -	\$ -	\$ 5,834,309.70
Total Investments			\$ 25,785,484.78	\$ 9,986.56	\$ (2,631,093.01)	\$ -	\$ 23,164,378.33

This report is prepared according to the District Investment Policy and complies with the requirements.

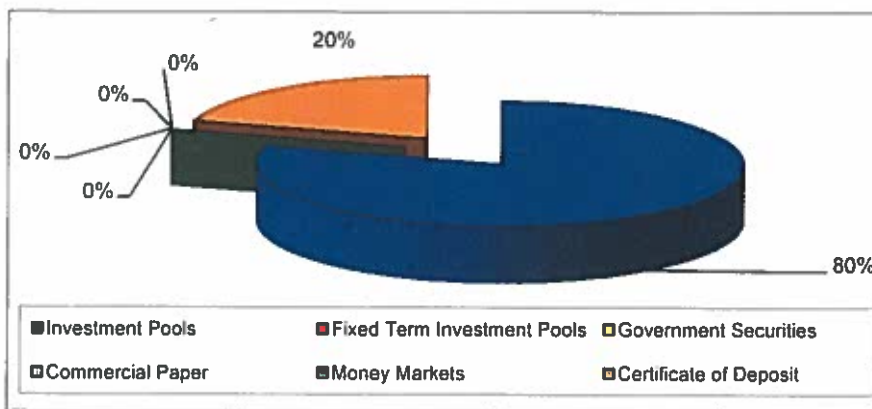

Trish Hanks
Superintendent


Alison Rendon
Executive Director of Finance

**Friendswood ISD
Quarterly Investment Report
Quarter Ending August 31, 2012**

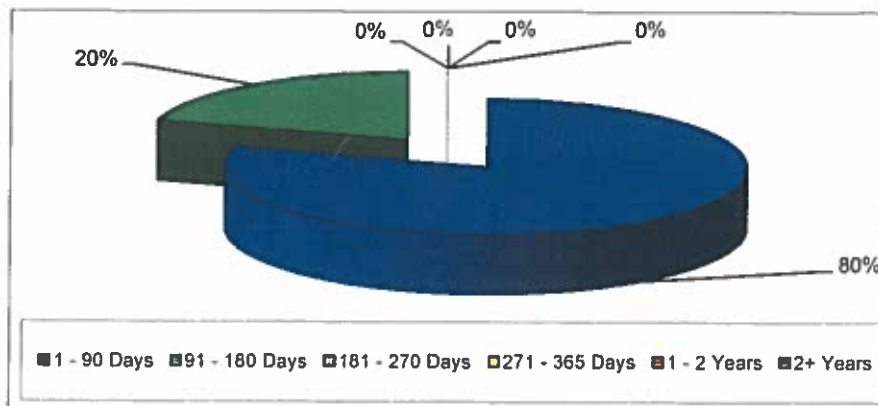
Investment By Type

	<u>Current Market Value</u>	<u>Percent Portfolio</u>
Investment Pools	\$ 14,544,765.73	80%
Fixed Term Investment Pools	\$ -	0%
Government Securities	\$ -	0%
Commercial Paper	\$ -	0%
Money Markets	\$ -	0%
Certificate of Deposit	\$ 3,750,000.00	20%
Total Portfolio	\$ 18,294,765.73	100%



Investment By Maturity

	<u>Current Market Value</u>	<u>Percent Portfolio</u>
1 - 90 Days	\$ 14,544,765.73	80%
91 - 180 Days	\$ 3,750,000.00	20%
181 - 270 Days	\$ -	0%
271 - 365 Days	\$ -	0%
1 - 2 Years	\$ -	0%
2+ Years	\$ -	0%
Total Portfolio	\$ 18,294,765.73	100%



Friendswood ISD
Statement of Book and Market Value
Quarter Ending August 31, 2012

<u>Security Symbol/CUSIP</u>	<u>Beginning Value</u>		<u>Ending Value</u>	
	<u>Book</u>	<u>Market</u>	<u>Book</u>	<u>Market</u>
General Fund				
Lone Star	\$ 8,994,013.95	\$ 8,994,013.95	\$ 7,997,564.76	\$ 7,997,564.76
MBIA	\$ 2,687,927.88	\$ 2,687,927.88	\$ 189,351.81	\$ 189,351.81
TEXPOOL	\$ 65,025.69	\$ 65,025.69	\$ 65,047.65	\$ 65,047.65
TEXSTAR	\$ 146,699.14	\$ 146,699.14	\$ 146,749.25	\$ 146,749.25
GCEFCU - 12 MONTH CD	\$ 3,000,000.00	\$ 3,000,000.00	\$ -	\$ -
GCEFCU - 12 MONTH CD	\$ -	\$ -	\$ 3,000,000.00	\$ 3,000,000.00
Total General Fund	\$ 14,893,666.66	\$ 14,893,666.66	\$ 11,398,713.47	\$ 11,398,713.47
Debt Service Fund				
ICT	\$ -	\$ -	\$ -	\$ -
Lone Star	\$ 260,817.68	\$ 260,817.68	\$ 14.69	\$ 14.69
MBIA	\$ 233,986.43	\$ 233,986.43	\$ -	\$ -
TEXSTAR	\$ 858,655.10	\$ 858,655.10	\$ 47.21	\$ 47.21
Total Debt Service	\$ 1,353,459.21	\$ 1,353,459.21	\$ 61.90	\$ 61.90
Workers Comp Fund				
Lone Star	\$ 332,942.76	\$ 332,942.76	\$ 308,054.33	\$ 308,054.33
GCEFCU - 12 MONTH CD	\$ 750,000.00	\$ 750,000.00	\$ 750,000.00	\$ 750,000.00
Total Workers Comp	\$ 1,082,942.76	\$ 1,082,942.76	\$ 1,058,054.33	\$ 1,058,054.33

**Friendswood ISD
Statement of Book and Market Value
Quarter Ending August 31, 2012**

<u>Security Symbol/CUSIP</u>	<u>Beginning Value</u>		<u>Ending Value</u>	
	<u>Book</u>	<u>Market</u>	<u>Book</u>	<u>Market</u>
2008 Capital Projects Fund				
MBIA	\$ 5,834,309.70	\$ 5,834,309.70	\$ 5,837,935.83	\$ 5,837,935.83
3136F6DJ5	\$ -	\$ -	\$ -	\$ -
31331X5X6	\$ -	\$ -	\$ -	\$ -
3137EABB4	\$ -	\$ -	\$ -	\$ -
3136F6SC4	\$ -	\$ -	\$ -	\$ -
3128X33F8	\$ -	\$ -	\$ -	\$ -
3137EAAP4	\$ -	\$ -	\$ -	\$ -
3134A33L8	\$ -	\$ -	\$ -	\$ -
3137EABG3	\$ -	\$ -	\$ -	\$ -
3136F3QC3	\$ -	\$ -	\$ -	\$ -
3133XBTH8	\$ -	\$ -	\$ -	\$ -
31398ASC7	\$ -	\$ -	\$ -	\$ -
3136F34P8	\$ -	\$ -	\$ -	\$ -
3133XGLE2	\$ -	\$ -	\$ -	\$ -
31331X6M9	\$ -	\$ -	\$ -	\$ -
3133X2BX2	\$ -	\$ -	\$ -	\$ -
3133XRFK1	\$ -	\$ -	\$ -	\$ -
3133XEDU0	\$ -	\$ -	\$ -	\$ -
3133XEMR7	\$ -	\$ -	\$ -	\$ -
3133XPWW0	\$ -	\$ -	\$ -	\$ -
3137EAAB5	\$ -	\$ -	\$ -	\$ -
31131VGY6	\$ -	\$ -	\$ -	\$ -
31331YQ45	\$ -	\$ -	\$ -	\$ -
Total 2008 Capital Projects	\$ 5,834,309.70	\$ 5,834,309.70	\$ 5,837,935.83	\$ 5,837,935.83
Total Investments	\$ 23,164,378.33	\$ 23,164,378.33	\$ 18,294,765.53	\$ 18,294,765.53

Friends and Family
Investment Portfolio
Quarter Ending August 31, 2012

Security Symbol/CUSIP	% Yield	Maturity Date Or Final Pmt Date	Beginning Market Value	Accrued Interst/Amort/Accret	Additions and Withdrawals	Market Value Changes	Ending Market Value
General Fund							
Lone Star		Liquid	\$ 8,994,013.95	\$ 2,471.79	\$ (998,920.98)	\$ -	\$ 7,997,564.76
MBIA		Liquid	\$ 2,687,927.88	\$ 1,423.93	\$ (2,500,000.00)	\$ -	\$ 189,351.81
TEXPOOL		Liquid	\$ 65,025.69	\$ 21.96	\$ -	\$ -	\$ 65,047.65
TEXSTAR		Liquid	\$ 146,699.14	\$ 50.11	\$ -	\$ -	\$ 146,749.25
GCEFCU - 12 MONTH CD	1.85%	8/23/2012	\$ 3,000,000.00	\$ 55,802.92	\$ (3,055,802.92)	\$ -	\$ -
GCEFCU - 12 MONTH CD	1.70%	8/23/2013	\$ -	\$ -	\$ 3,000,000.00	\$ -	\$ 3,000,000.00
Total General Fund			\$ 14,893,666.66	\$ 59,770.71	\$ (3,554,723.90)	\$ -	\$ 11,398,713.47
Debt Service Fund							
ICT		Liquid	\$ -	\$ -	\$ -	\$ -	\$ -
Lone Star		Liquid	\$ 260,817.68	\$ 74.75	\$ (260,877.74)	\$ -	\$ 14.69
MBIA		Liquid	\$ 233,986.43	\$ 122.32	\$ (234,108.75)	\$ -	\$ -
TEXSTAR		Liquid	\$ 858,655.10	\$ 243.68	\$ (858,851.57)	\$ -	\$ 47.21
Total Debt Service			\$ 1,353,459.21	\$ 440.75	\$ (1,353,838.06)	\$ -	\$ 61.90
Workers Comp Fund							
Lone Star		Liquid	\$ 332,942.76	\$ 111.77	\$ (25,000.00)	\$ -	\$ 308,054.53
GCEFCU - 12 MONTH CD	2.25%	10/20/2012	\$ 750,000.00	\$ -	\$ -	\$ -	\$ 750,000.00
Total Workers Comp			\$ 1,082,942.76	\$ 111.77	\$ (25,000.00)	\$ -	\$ 1,058,054.53

Friends and Family
Investment Portfolio
Quarter Ending August 31, 2012

Security Symbol/CUSIP	% Yield	Maturity Date Or Final Pmt Date	Beginning Market Value	Accrued Interst/Amort/Accret	Additions and Withdrawals	Market Value Changes	Ending Market Value
2008 Capital Projects Fund							
MBIA		Liquid	\$ 5,834,309.70	\$ 3,626.13	\$ -	\$ -	\$ 5,837,935.83
3136F6DJ5	2.58%	09/10/2009	\$ -	\$ -	\$ -	\$ -	\$ -
31331X5X6	2.63%	10/05/2009	\$ -	\$ -	\$ -	\$ -	\$ -
3137EABB4	2.68%	11/30/2009	\$ -	\$ -	\$ -	\$ -	\$ -
3136F6SC4	2.73%	12/28/2009	\$ -	\$ -	\$ -	\$ -	\$ -
3128X33F8	2.78%	01/25/2010	\$ -	\$ -	\$ -	\$ -	\$ -
3137EAAP4	2.81%	02/09/2010	\$ -	\$ -	\$ -	\$ -	\$ -
3134A33L8	2.85%	03/15/2010	\$ -	\$ -	\$ -	\$ -	\$ -
3137EABG3	1.01%	04/30/2010	\$ -	\$ -	\$ -	\$ -	\$ -
3136F3QC3	2.92%	05/12/2010	\$ -	\$ -	\$ -	\$ -	\$ -
3133XBTH8	2.97%	06/11/2010	\$ -	\$ -	\$ -	\$ -	\$ -
31398ASC7	3.00%	07/12/2010	\$ -	\$ -	\$ -	\$ -	\$ -
3136F34P8	3.05%	08/18/2010	\$ -	\$ -	\$ -	\$ -	\$ -
3133XGLE2	3.10%	09/10/2010	\$ -	\$ -	\$ -	\$ -	\$ -
31331X6M9	3.13%	10/04/2010	\$ -	\$ -	\$ -	\$ -	\$ -
3133X2BX2	3.15%	11/15/2010	\$ -	\$ -	\$ -	\$ -	\$ -
3133XRFK1	3.21%	12/10/2010	\$ -	\$ -	\$ -	\$ -	\$ -
3133XEDU0	3.23%	01/27/2011	\$ -	\$ -	\$ -	\$ -	\$ -
3133XEMR7	3.28%	02/04/2011	\$ -	\$ -	\$ -	\$ -	\$ -
3133XPWW0	3.31%	03/11/2011	\$ -	\$ -	\$ -	\$ -	\$ -
3137EAAB5		04/18/2011	\$ -	\$ -	\$ -	\$ -	\$ -
31131VGY6	3.36%	04/25/2011	\$ -	\$ -	\$ -	\$ -	\$ -
31331YQ45	3.42%	05/19/2011	\$ -	\$ -	\$ -	\$ -	\$ -
Total 2008 Capital Projects			\$ 5,834,309.70	\$ 3,626.13	\$ -	\$ -	\$ 5,837,935.83
Total Investments			\$ 23,164,378.33	\$ 63,949.36	\$ (4,933,561.96)	\$ -	\$ 18,294,765.73

This report is prepared according to the District Investment Policy and complies with the requirements.


Frish Hanks
Superintendent


Thad Roher
Deputy Superintendent


Alison Rendon
Executive Director of Finance