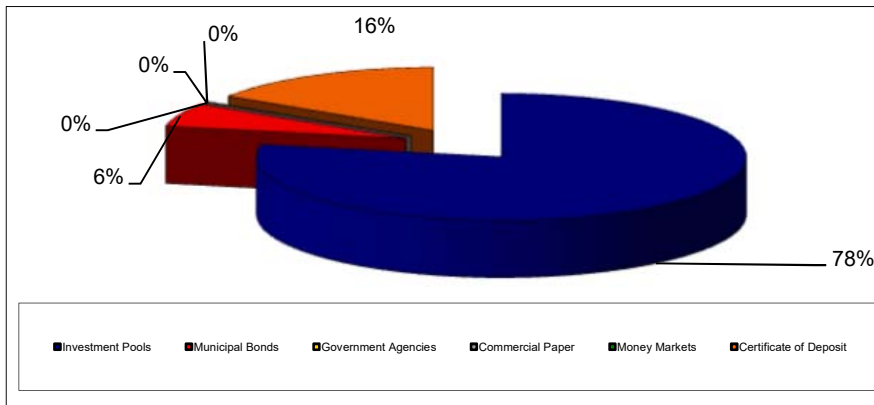


Friendswood ISD
Quarterly Investment Report
Quarter Ending November 30, 2017

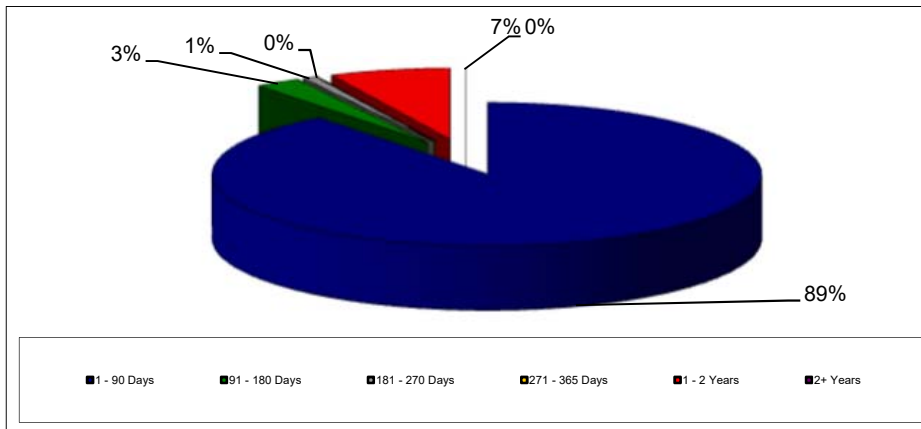
Investment By Type

	<u>Current Market Value</u>	<u>Percent Portfolio</u>
Investment Pools	\$ 13,833,852.65	78%
Municipal Bonds	\$ 1,064,021.15	6%
Government Agencies	\$ -	0%
Commercial Paper	\$ -	0%
Money Markets	\$ 8,062.50	0%
Certificate of Deposit	\$ 2,799,572.50	16%
Total Portfolio	\$ 17,705,508.80	100%



Investment By Maturity

	<u>Current Market Value</u>	<u>Percent Portfolio</u>
1 - 90 Days	\$ 15,841,914.75	89%
91 - 180 Days	\$ 466,268.15	3%
181 - 270 Days	\$ 139,861.40	1%
271 - 365 Days	\$ -	0%
1 - 2 Years	\$ 1,257,464.10	7%
2+ Years	\$ -	0%
Total Portfolio	\$ 17,705,508.40	100%



Friendswood ISD
Statement of Book and Market Value
Quarter Ending November 30, 2017

<u>Security Symbol/CUSIP</u>	<u>Beginning Value</u>		<u>Ending Value</u>	
	<u>Book</u>	<u>Market</u>	<u>Book</u>	<u>Market</u>
General Fund				
Lone Star	\$ 8,001,447.10	\$ 8,001,447.10	\$ 9,063,637.69	\$ 9,063,637.69
Texas Class	\$ 2,375,082.66	\$ 2,375,082.66	\$ 2,382,613.86	\$ 2,382,613.86
TEXPOOL	\$ 65,760.64	\$ 65,760.64	\$ 65,930.00	\$ 65,930.00
TEXSTAR	\$ 148,424.59	\$ 148,424.59	\$ 148,814.23	\$ 148,814.23
GCEFCU - 6 MONTH CD	\$ 2,000,000.00	\$ 2,000,000.00	\$ 2,000,000.00	\$ 2,000,000.00
TD Ameritrade	\$ 10,547.14	\$ 10,547.14	\$ 8,062.50	\$ 8,062.50
476576GK3	\$ 70,157.28	\$ 70,000.00	\$ -	\$ -
79730PBM6	\$ 71,624.30	\$ 70,000.00	\$ -	\$ -
313378MY4	\$ 275,864.94	\$ 275,033.00	\$ -	\$ -
943080EE7	\$ 70,848.00	\$ 70,084.70	\$ -	\$ -
313378TN1	\$ 512,372.65	\$ 510,244.80	\$ -	\$ -
3130A4B27	\$ 250,386.50	\$ 249,967.50	\$ -	\$ -
762236DV6	\$ 67,882.25	\$ 67,054.00	\$ 66,441.13	\$ 66,268.15
414005PV4	\$ -	\$ -	\$ 140,324.60	\$ 139,861.40
405468CP2	\$ 81,737.80	\$ 81,458.40	\$ 81,737.80	\$ 80,903.20
91412GSB2	\$ 65,441.00	\$ 65,156.00	\$ 65,441.00	\$ 64,918.10
182252TP1	\$ -	\$ -	\$ 145,874.62	\$ 144,960.85
122133MR9	\$ -	\$ -	\$ 99,867.00	\$ 99,331.00
7962374T9	\$ -	\$ -	\$ 34,924.20	\$ 34,669.95
927889EQ4	\$ -	\$ -	\$ 122,239.00	\$ 121,669.20
196479WD7	\$ -	\$ -	\$ 100,059.00	\$ 99,633.00
59261EAE9	\$ -	\$ -	\$ 50,232.00	\$ 49,823.00
592090DN1	\$ -	\$ -	\$ 71,565.00	\$ 71,108.10
73723RFU2	\$ -	\$ -	\$ 91,925.30	\$ 90,875.20
14042RJM4	\$ -	\$ -	\$ 250,000.00	\$ 249,572.50
06740KLL9	\$ -	\$ -	\$ 150,000.00	\$ 150,000.00
Total General Fund	\$ 14,067,576.85	\$ 14,060,260.53	\$ 15,139,688.92	\$ 15,132,651.93
Debt Service Fund				
Lone Star	\$ 387,923.00	\$ 387,923.00	\$ 388,918.74	\$ 388,918.74
Texas Class	\$ 500,113.68	\$ 500,113.68	\$ 1,772,377.27	\$ 1,772,377.27
TEXSTAR	\$ 47.21	\$ 47.21	\$ 47.23	\$ 47.23
Total Debt Service	\$ 888,083.89	\$ 888,083.89	\$ 2,161,343.24	\$ 2,161,343.24
Workers Comp Fund				
Lone Star	\$ 11,484.15	\$ 11,484.15	\$ 11,513.63	\$ 11,513.63
GCEFCU - 12 MONTH CD	\$ 400,000.00	\$ 400,000.00	\$ 400,000.00	\$ 400,000.00
Total Workers Comp	\$ 411,484.15	\$ 411,484.15	\$ 411,513.63	\$ 411,513.63
Total Investments	\$ 15,367,144.89	\$ 15,359,828.57	\$ 17,712,545.79	\$ 17,705,508.80

Friendswood ISD
Investment Portfolio
Quarter Ending November 30, 2017

Security Symbol/CUSIP	% Yield	Maturity Date Or Final Pmt Date	Beginning Market Value	Interest Revenue	Additions and Withdrawals	Market Value Changes	Ending Market Value
General Fund							
Lone Star		Liquid	\$ 8,001,447.10	\$ 24,321.54	\$ 1,037,869.05	\$ -	\$ 9,063,637.69
Texas Class		Liquid	\$ 2,375,082.66	\$ 7,531.20	\$ -	\$ -	\$ 2,382,613.86
TEXPOOL		Liquid	\$ 65,760.64	\$ 169.36	\$ -	\$ -	\$ 65,930.00
TEXSTAR		Liquid	\$ 148,424.59	\$ 389.64	\$ -	\$ -	\$ 148,814.23
GCEFCU - 6 MONTH CD	1.14%	2/20/2018	\$ 2,000,000.00	\$ -	\$ -	\$ -	\$ 2,000,000.00
TD Ameritrade	0.55%	Liquid	\$ 10,547.14	\$ 115.04	\$ (2,599.68)	\$ -	\$ 8,062.50
476576GK3	1.83%	9/1/2017	\$ 70,000.00	\$ 640.15	\$ (70,640.15)	\$ -	\$ -
79730PBM6	5.94%	9/1/2017	\$ 70,000.00	\$ 2,079.00	\$ (72,079.00)	\$ -	\$ -
313378MY4	1.25%	9/28/2017	\$ 275,033.00	\$ 1,718.75	\$ (276,751.75)	\$ -	\$ -
943080EE7	3.15%	10/1/2017	\$ 70,084.70	\$ 1,102.50	\$ (71,102.50)	\$ (84.70)	\$ -
313378TN1	1.55%	10/12/2017	\$ 510,244.80	\$ 3,952.50	\$ (514,023.90)	\$ (173.40)	\$ -
3130A4B27	1.00%	10/27/2017	\$ 249,967.50	\$ 1,250.00	\$ (251,247.50)	\$ 30.00	\$ -
762236DV6	6.17%	5/15/2018	\$ 67,054.00	\$ 2,005.25	\$ (2,005.25)	\$ (785.85)	\$ 66,268.15
414005PV4	1.68%	8/15/2018	\$ -	\$ -	\$ 139,963.60	\$ (102.20)	\$ 139,861.40
405468CP2	3.00%	2/15/2019	\$ 81,458.40	\$ -	\$ -	\$ (555.20)	\$ 80,903.20
91412GSB2	1.80%	7/1/2019	\$ 65,156.00	\$ -	\$ -	\$ (237.90)	\$ 64,918.10
182252TP1	1.95%	5/1/2019	\$ -	\$ 1,413.75	\$ 144,106.80	\$ (559.70)	\$ 144,960.85
122133MR9	1.40%	4/1/2019	\$ -	\$ -	\$ 99,544.00	\$ (213.00)	\$ 99,331.00
7962374T9	1.07%	2/1/2019	\$ -	\$ -	\$ 34,722.45	\$ (52.50)	\$ 34,669.95
927889EQ4	3.00%	2/1/2019	\$ -	\$ -	\$ 122,239.00	\$ (569.80)	\$ 121,669.20
196479WD7	2.02%	5/1/2019	\$ -	\$ -	\$ 100,059.00	\$ (426.00)	\$ 99,633.00
59261EAE9	1.85%	7/1/2019	\$ -	\$ -	\$ 49,968.00	\$ (145.00)	\$ 49,823.00
592090DN1	2.97%	7/1/2019	\$ -	\$ -	\$ 71,389.50	\$ (281.40)	\$ 71,108.10
73723RFU2	6.40%	7/15/2019	\$ -	\$ -	\$ 91,477.00	\$ (601.80)	\$ 90,875.20
14042RJM4	1.70%	10/1/2019	\$ -	\$ -	\$ 249,967.50	\$ (395.00)	\$ 249,572.50
06740KLL9	1.70%	11/8/2019	\$ -	\$ -	\$ 150,000.00	\$ -	\$ 150,000.00
Total General Fund			\$ 14,060,260.53	\$ 46,688.68	\$ 1,030,856.17	\$ (5,153.45)	\$ 15,132,651.93
Debt Service Fund							
Lone Star		Liquid	\$ 387,923.00	\$ 995.74	\$ -	\$ -	\$ 388,918.74
Texas Class		Liquid	\$ 500,113.68	\$ 2,263.59	\$ 1,270,000.00	\$ -	\$ 1,772,377.27
TEXSTAR		Liquid	\$ 47.21	\$ 0.02	\$ -	\$ -	\$ 47.23
Total Debt Service			\$ 888,083.89	\$ 3,259.35	\$ 1,270,000.00	\$ -	\$ 2,161,343.24
Workers Comp Fund							
Lone Star		Liquid	\$ 11,484.15	\$ 29.08	\$ -	\$ -	\$ 11,513.23
GCEFCU - 12 MONTH CD	1.24%	4/10/2018	\$ 400,000.00	\$ -	\$ -	\$ -	\$ 400,000.00
Total Workers Comp			\$ 411,484.15	\$ 29.08	\$ -	\$ -	\$ 411,513.23
Total Investments			\$ 15,359,828.57	\$ 49,977.11	\$ 2,300,856.17	\$ (5,153.45)	\$ 17,705,508.40

This report is prepared according to the District Investment Policy and complies with the requirements. Official signed copy is on record in the Business Office.

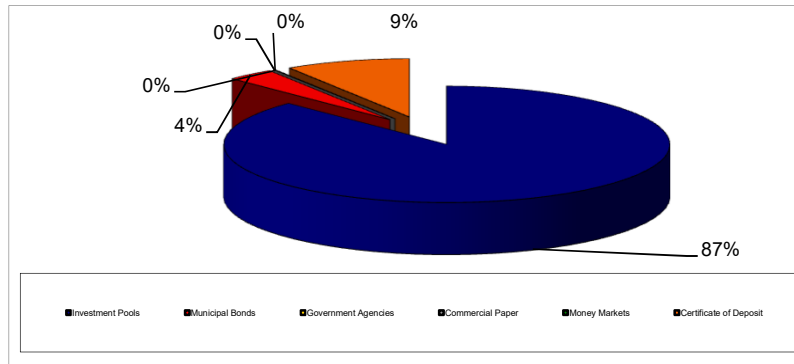
Connie Morgenroth
Assistant Superintendent of
Business and Operations

Amber Petree
Director of Finance

**Friendswood ISD
Quarterly Investment Report
Quarter Ending February 28, 2018**

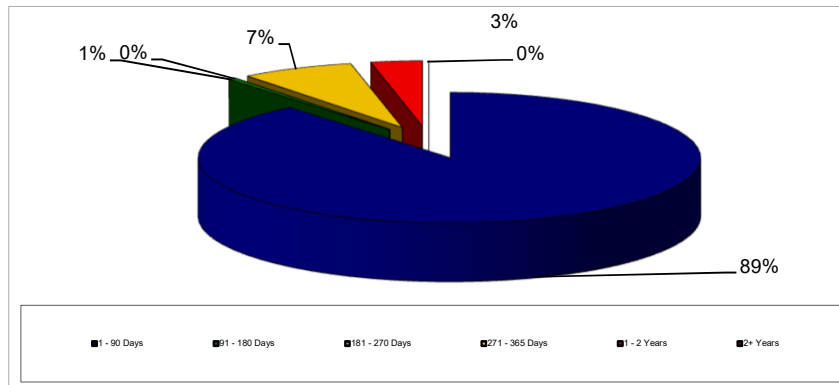
Investment By Type

	<u>Current Market Value</u>	<u>Percent Portfolio</u>
Investment Pools	\$ 26,920,850.94	87%
Municipal Bonds	\$ 1,057,919.00	3%
Government Agencies	\$ -	0%
Commercial Paper	\$ -	0%
Money Markets	\$ 15,798.55	0%
Certificate of Deposit	\$ 2,796,555.00	9%
Total Portfolio	\$ 30,791,123.49	100%



Investment By Maturity

	<u>Current Market Value</u>	<u>Percent Portfolio</u>
1 - 90 Days	\$ 27,402,190.94	89%
91 - 180 Days	\$ 139,728.40	0%
181 - 270 Days	\$ -	0%
271 - 365 Days	\$ 2,236,042.95	7%
1 - 2 Years	\$ 1,013,161.20	3%
2+ Years	\$ -	0%
Total Portfolio	\$ 30,791,123.49	100%



Friendswood ISD
Statement of Book and Market Value
Quarter Ending February 28, 2018

Security Symbol/CUSIF	Beginning Value		Ending Value	
	Book	Market	Book	Market
General Fund				
Lone Star	\$ 9,063,637.69	\$ 9,063,637.69	\$ 22,164,820.93	\$ 22,164,820.93
Texas Class	\$ 2,382,613.86	\$ 2,382,613.86	\$ 2,391,565.54	\$ 2,391,565.54
TEXPOOL	\$ 65,930.00	\$ 65,930.00	\$ 66,136.82	\$ 66,136.82
TEXSTAR	\$ 148,814.23	\$ 148,814.23	\$ 149,280.75	\$ 149,280.75
GCEFCU - 6 MONTH CD	\$ 2,000,000.00	\$ 2,000,000.00	\$ -	\$ -
GCEFCU - 12 MONTH CD			\$ 2,000,000.00	\$ 2,000,000.00
TD Ameritrade	\$ 8,062.50	\$ 8,062.50	\$ 15,798.55	\$ 15,798.55
762236DV6	\$ 66,441.13	\$ 66,268.15	\$ 66,441.13	\$ 65,541.45
414005PV4	\$ 140,324.60	\$ 139,861.40	\$ 140,162.30	\$ 139,728.40
405468CP2	\$ 81,737.80	\$ 80,903.20	\$ 81,158.53	\$ 80,435.20
91412GSB2	\$ 65,441.00	\$ 64,918.10	\$ 65,330.75	\$ 64,586.60
182252TP1	\$ 145,874.62	\$ 144,960.85	\$ 145,874.62	\$ 144,322.85
122133MR9	\$ 99,867.00	\$ 99,331.00	\$ 99,867.00	\$ 99,046.00
7962374T9	\$ 34,924.20	\$ 34,669.95	\$ 34,949.47	\$ 34,699.35
927889EQ4	\$ 122,239.00	\$ 121,669.20	\$ 121,492.67	\$ 120,908.40
196479WD7	\$ 100,059.00	\$ 99,633.00	\$ 100,059.00	\$ 99,003.00
59261EAE9	\$ 50,232.00	\$ 49,823.00	\$ 50,174.00	\$ 49,715.50
592090DN1	\$ 71,565.00	\$ 71,108.10	\$ 71,173.75	\$ 70,572.60
73723RFU2	\$ 91,925.30	\$ 90,875.20	\$ 90,193.98	\$ 89,359.65
14042RJM4	\$ 250,000.00	\$ 249,572.50	\$ 250,000.00	\$ 247,912.50
06740KLL9	\$ 150,000.00	\$ 150,000.00	\$ 150,000.00	\$ 148,642.50
Total General Fund	\$ 15,139,688.92	\$ 15,132,651.93	\$ 28,254,479.77	\$ 28,242,076.59
Debt Service Fund				
Lone Star	\$ 388,918.74	\$ 388,918.74	\$ 591,972.87	\$ 591,972.87
Texas Class	\$ 1,772,377.27	\$ 1,772,377.27	\$ 1,545,477.26	\$ 1,545,477.26
TEXSTAR	\$ 47.23	\$ 47.23	\$ 47.32	\$ 47.32
Total Debt Service	\$ 2,161,343.24	\$ 2,161,343.24	\$ 2,137,497.45	\$ 2,137,497.45
Workers Comp Fund				
Lone Star	\$ 11,513.63	\$ 11,513.63	\$ 11,549.45	\$ 11,549.45
GCEFCU - 12 MONTH CD	\$ 400,000.00	\$ 400,000.00	\$ 400,000.00	\$ 400,000.00
Total Workers Comp	\$ 411,513.63	\$ 411,513.63	\$ 411,549.45	\$ 411,549.45
Total Investments	\$ 17,712,545.79	\$ 17,705,508.80	\$ 30,803,526.67	\$ 30,791,123.49

Friendswood ISD
Investment Portfolio
Quarter Ending February 28, 2018

Security Symbol/CUSIP	% Yield	Maturity Date Or Final Pmt Date	Beginning Market Value	Interest Revenue	Additions and Withdrawals	Market Value Changes	Ending Market Value
General Fund							
Lone Star		Liquid	\$ 9,063,637.69	\$ 55,222.80	\$ 13,045,960.44	\$ -	\$ 22,164,820.93
Texas Class		Liquid	\$ 2,382,613.86	\$ 8,951.68	\$ -	\$ -	\$ 2,391,565.54
TEXPOOL		Liquid	\$ 65,930.00	\$ 206.82	\$ -	\$ -	\$ 66,136.82
TEXSTAR		Liquid	\$ 148,814.23	\$ 466.52	\$ -	\$ -	\$ 149,280.75
GCEFCU - 6 MONTH CD	1.14%	2/20/2018	\$ 2,000,000.00	\$ 11,263.35	\$ (2,011,263.35)	\$ -	\$ -
GCEFCU - 12 MONTH CD	1.74%	2/26/2019	\$ -	\$ -	\$ 2,000,000.00	\$ -	\$ 2,000,000.00
TD Ameritrade	0.55%	Liquid	\$ 8,062.50	\$ 14.59	\$ 7,721.46	\$ -	\$ 15,798.55
762236DV6	6.17%	5/15/2018	\$ 66,268.15	\$ -	\$ -	\$ (726.70)	\$ 65,541.45
414005PV4	1.68%	8/15/2018	\$ 139,861.40	\$ 1,176.00	\$ (1,176.00)	\$ (133.00)	\$ 139,728.40
405468CP2	3.00%	2/15/2019	\$ 80,903.20	\$ 1,200.00	\$ (1,200.00)	\$ (468.00)	\$ 80,435.20
91412GSB2	1.80%	7/1/2019	\$ 64,918.10	\$ 583.70	\$ (583.70)	\$ (331.50)	\$ 64,586.60
182252TP1	1.95%	5/1/2019	\$ 144,960.85	\$ -	\$ -	\$ (638.00)	\$ 144,322.85
122133MR9	1.40%	4/1/2019	\$ 99,331.00	\$ -	\$ -	\$ (285.00)	\$ 99,046.00
7962374T9	1.07%	2/1/2019	\$ 34,669.95	\$ 187.95	\$ (187.95)	\$ 29.40	\$ 34,699.35
927889EQ4	3.00%	2/1/2019	\$ 121,669.20	\$ 890.00	\$ (890.00)	\$ (760.80)	\$ 120,908.40
196479WD7	2.02%	5/1/2019	\$ 99,633.00	\$ -	\$ -	\$ (630.00)	\$ 99,003.00
59261EAE9	1.85%	7/1/2019	\$ 49,823.00	\$ 462.00	\$ (462.00)	\$ (107.50)	\$ 49,715.50
592090DN1	2.97%	7/1/2019	\$ 71,108.10	\$ 1,040.55	\$ (1,040.55)	\$ (535.50)	\$ 70,572.60
73723RFU2	6.40%	7/15/2019	\$ 90,875.20	\$ 2,720.00	\$ (2,720.00)	\$ (1,515.55)	\$ 89,359.65
14042RJM4	1.70%	10/1/2019	\$ 249,572.50	\$ -	\$ -	\$ (1,660.00)	\$ 247,912.50
06740KLL9	1.70%	11/8/2019	\$ 150,000.00	\$ -	\$ -	\$ (1,357.50)	\$ 148,642.50
			\$ -	\$ -	\$ -	\$ -	\$ -
Total General Fund			\$ 15,132,651.93	\$ 84,385.96	\$ 13,034,158.35	\$ (9,119.65)	\$ 28,242,076.59
Debt Service Fund							
Lone Star		Liquid	\$ 388,918.74	\$ 1,573.13	\$ 201,481.00	\$ -	\$ 591,972.87
Texas Class		Liquid	\$ 1,772,377.27	\$ 14,524.99	\$ (241,425.00)	\$ -	\$ 1,545,477.26
TEXSTAR		Liquid	\$ 47.23	\$ 0.09	\$ -	\$ -	\$ 47.32
Total Debt Service			\$ 2,161,343.24	\$ 16,098.21	\$ (39,944.00)	\$ -	\$ 2,137,497.45
Workers Comp Fund							
Lone Star		Liquid	\$ 11,513.63	\$ 35.82	\$ -	\$ -	\$ 11,549.45
GCEFCU - 12 MONTH CD	1.24%	4/10/2018	\$ 400,000.00	\$ -	\$ -	\$ -	\$ 400,000.00
Total Workers Comp		43200	\$ 411,513.63	\$ 35.82	\$ -	\$ -	\$ 411,549.45
Total Investments		43200	\$ 17,705,508.80	\$ 100,519.99	\$ 12,994,214.35	\$ (9,119.65)	\$ 30,791,123.49

This report is prepared according to the District Investment Policy and complies with the requirements. Official signed copy is on record in the Business Office.

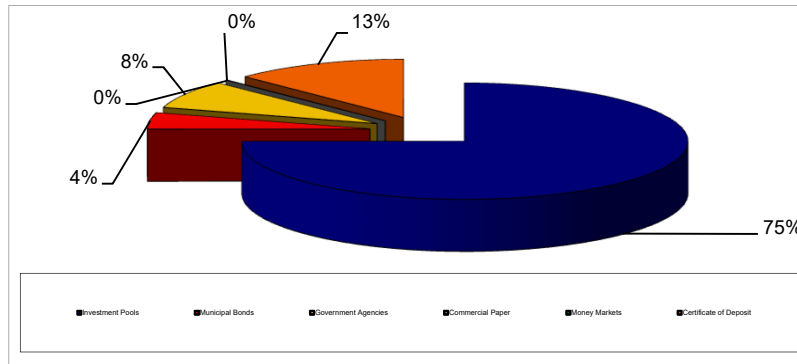
Connie Morgenroth
Assistant Superintendent of
Business and Operations

Amber Petree
Director of Finance

**Friendswood ISD
Quarterly Investment Report
Quarter Ending May 31, 2018**

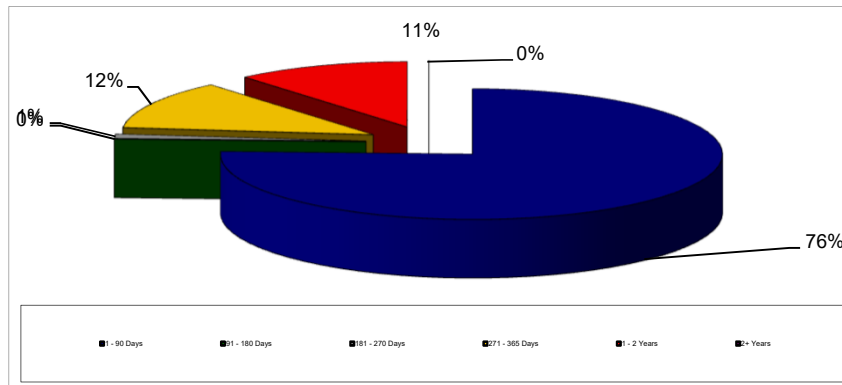
Investment By Type

	<u>Current Market Value</u>	<u>Percent Portfolio</u>
Investment Pools	\$ 16,373,605.16	75%
Municipal Bonds	\$ 991,450.65	5%
Government Agencies	\$ 1,706,969.70	8%
Commercial Paper	\$ -	0%
Money Markets	\$ 12,378.00	0%
Certificate of Deposit	\$ 2,760,725.30	13%
Total Portfolio	\$ 21,845,128.81	100%



Investment By Maturity

	<u>Current Market Value</u>	<u>Percent Portfolio</u>
1 - 90 Days	\$ 16,525,840.36	76%
91 - 180 Days	\$ -	0%
181 - 270 Days	\$ 235,529.60	1%
271 - 365 Days	\$ 2,642,744.55	12%
1 - 2 Years	\$ 2,441,014.30	11%
2+ Years	\$ -	0%
Total Portfolio	\$ 21,845,128.81	100%



Friendswood ISD
Statement of Book and Market Value
Quarter Ending May 31, 2018

Security Symbol/CUSIP	Beginning Value		Ending Value	
	Book	Market	Book	Market
General Fund				
Lone Star	\$ 22,164,820.93	\$ 22,164,820.93	\$ 13,848,759.04	\$ 13,848,759.04
Texas Class	\$ 2,391,565.54	\$ 2,391,565.54	\$ 24,131.46	\$ 24,131.46
TEXPOOL	\$ 66,136.82	\$ 66,136.82	\$ 66,409.53	\$ 66,409.53
TEXSTAR	\$ 149,280.75	\$ 149,280.75	\$ 149,890.56	\$ 149,890.56
GCEFCU - 12 MONTH CD	\$ 2,000,000.00	\$ 2,000,000.00	\$ 2,000,000.00	\$ 2,000,000.00
TD Ameritrade	\$ 15,798.55	\$ 15,798.55	\$ 12,378.00	\$ 12,378.00
762236DV6	\$ 66,441.13	\$ 65,541.45	\$ -	\$ -
414005PV4	\$ 140,162.30	\$ 139,728.40	\$ 140,162.30	\$ 139,857.20
405468CP2	\$ 81,158.53	\$ 80,435.20	\$ 81,158.53	\$ 80,248.80
91412GSB2	\$ 65,330.75	\$ 64,586.60	\$ 65,330.75	\$ 64,696.45
182252TP1	\$ 145,874.62	\$ 144,322.85	\$ 145,583.08	\$ 144,302.55
122133MR9	\$ 99,867.00	\$ 99,046.00	\$ 99,911.33	\$ 99,161.00
7962374T9	\$ 34,949.47	\$ 34,699.35	\$ 34,949.47	\$ 34,722.80
927889EQ4	\$ 121,492.67	\$ 120,908.40	\$ 121,492.67	\$ 120,558.00
196479WD7	\$ 100,059.00	\$ 99,003.00	\$ 100,039.33	\$ 99,281.00
59261EAE9	\$ 50,174.00	\$ 49,715.50	\$ 50,174.00	\$ 49,631.00
592090DN1	\$ 71,173.75	\$ 70,572.60	\$ 71,173.75	\$ 70,371.70
73723RFU2	\$ 90,193.98	\$ 89,359.65	\$ 90,193.98	\$ 88,620.15
14042RJM4	\$ 250,000.00	\$ 247,912.50	\$ 250,000.00	\$ 247,402.50
06740KLL9	\$ 150,000.00	\$ 148,642.50	\$ 150,000.00	\$ 148,321.50
3130ADUJ9	\$ -	\$ -	\$ 710,266.40	\$ 709,339.70
3133EJKY4	\$ -	\$ -	\$ 999,895.00	\$ 997,630.00
87165FVY7	\$ -	\$ -	\$ 65,000.00	\$ 65,001.30
Total General Fund	\$ 28,254,479.77	\$ 28,242,076.59	\$ 19,276,899.18	\$ 19,260,714.24
Debt Service Fund				
Lone Star	\$ 591,972.87	\$ 591,972.87	\$ 594,388.27	\$ 594,388.27
Texas Class	\$ 1,545,477.26	\$ 1,545,477.26	\$ 22,160.32	\$ 22,160.32
TEXSTAR	\$ 47.32	\$ 47.32	\$ 1,656,269.41	\$ 1,656,269.41
Total Debt Service	\$ 2,137,497.45	\$ 2,137,497.45	\$ 2,272,818.00	\$ 2,272,818.00
Workers Comp Fund				
Lone Star	\$ 11,549.45	\$ 11,549.45	\$ 11,596.57	\$ 11,596.57
GCEFCU - 12 MONTH CD	\$ 400,000.00	\$ 400,000.00	\$ -	\$ -
GCEFCU - 12 MONTH CD	\$ -	\$ -	\$ 300,000.00	\$ 300,000.00
Total Workers Comp	\$ 411,549.45	\$ 411,549.45	\$ 311,596.57	\$ 311,596.57
Total Investments	\$ 30,803,526.67	\$ 30,791,123.49	\$ 21,861,313.75	\$ 21,845,128.81

Friendswood ISD
Investment Portfolio
Quarter Ending May 31, 2018

Security Symbol/CUSIP	% Yield	Maturity Date Or Final Pmt Date	Beginning Market Value	Interest Revenue	Additions and Withdrawals	Market Value Changes	Ending Market Value
General Fund							
Lone Star		Liquid	\$ 22,164,820.93	\$ 85,389.85	\$ (8,401,451.74)	\$ -	\$ 13,848,759.04
Texas Class		Liquid	\$ 2,391,565.54	\$ 2,565.92	\$ (2,370,000.00)	\$ -	\$ 24,131.46
TEXPOOL		Liquid	\$ 66,136.82	\$ 272.71	\$ -	\$ -	\$ 66,409.53
TEXSTAR		Liquid	\$ 149,280.75	\$ 609.81	\$ -	\$ -	\$ 149,890.56
GCEFCU - 12 MONTH CD	1.74%	2/26/2019	\$ 2,000,000.00	\$ -	\$ -	\$ -	\$ 2,000,000.00
TD Ameritrade	0.97%	Liquid	\$ 15,798.55	\$ 121.22	\$ (3,541.77)	\$ -	\$ 12,378.00
762236DV6	6.17%	5/15/2018	\$ 65,541.45	\$ 2,005.25	\$ (67,546.70)	\$ -	\$ -
414005PV4	1.68%	8/15/2018	\$ 139,728.40	\$ -	\$ -	\$ 128.80	\$ 139,857.20
405468CP2	3.00%	2/15/2019	\$ 80,435.20	\$ -	\$ -	\$ (186.40)	\$ 80,248.80
91412GSB2	1.80%	7/1/2019	\$ 64,586.60	\$ -	\$ -	\$ 109.85	\$ 64,696.45
182252TP1	1.95%	5/1/2019	\$ 144,322.85	\$ 1,413.75	\$ (1,413.75)	\$ (20.30)	\$ 144,302.55
122133MR9	1.40%	4/1/2019	\$ 99,046.00	\$ 700.00	\$ (700.00)	\$ 115.00	\$ 99,161.00
7962374T9	1.07%	2/1/2019	\$ 34,699.35	\$ -	\$ -	\$ 23.45	\$ 34,722.80
927889EQ4	3.00%	2/1/2019	\$ 120,908.40	\$ -	\$ -	\$ (350.40)	\$ 120,558.00
196479WD7	2.02%	5/1/2019	\$ 99,003.00	\$ 1,012.00	\$ (1,012.00)	\$ 278.00	\$ 99,281.00
59261EAE9	1.85%	7/1/2019	\$ 49,715.50	\$ -	\$ -	\$ (84.50)	\$ 49,631.00
592090DN1	2.97%	7/1/2019	\$ 70,572.60	\$ -	\$ -	\$ (200.90)	\$ 70,371.70
73723RFU2	6.40%	7/15/2019	\$ 89,359.65	\$ -	\$ -	\$ (739.50)	\$ 88,620.15
14042RJM4	1.70%	10/1/2019	\$ 247,912.50	\$ 2,119.18	\$ (2,119.18)	\$ (510.00)	\$ 247,402.50
06740KLL9	1.70%	11/8/2019	\$ 148,642.50	\$ 1,264.52	\$ (1,264.52)	\$ (321.00)	\$ 148,321.50
3130ADUJ9		3/30/2020	\$ -	\$ -	\$ 710,266.40	\$ (926.70)	\$ 709,339.70
3133EJKY4		4/13/2020	\$ -	\$ -	\$ 999,895.00	\$ (2,265.00)	\$ 997,630.00
87165FVY7		5/26/2020	\$ -	\$ -	\$ 65,000.00	\$ 1.30	\$ 65,001.30
Total General Fund			\$ 28,242,076.59	\$ 97,474.21	\$ (9,073,888.26)	\$ (4,948.30)	\$ 19,260,714.24
Debt Service Fund							
Lone Star		Liquid	\$ 591,972.87	\$ 2,415.40	\$ -	\$ -	\$ 594,388.27
Texas Class		Liquid	\$ 1,545,477.26	\$ 1,683.06	\$ (1,525,000.00)	\$ -	\$ 22,160.32
TEXSTAR		Liquid	\$ 47.32	\$ 6,222.09	\$ 1,650,000.00	\$ -	\$ 1,656,269.41
Total Debt Service			\$ 2,137,497.45	\$ 10,320.55	\$ 125,000.00	\$ -	\$ 2,272,818.00
Workers Comp Fund							
Lone Star		Liquid	\$ 11,549.45	\$ 47.12	\$ -	\$ -	\$ 11,596.57
GCEFCU - 12 MONTH CD	1.24%	4/10/2018	\$ 400,000.00	\$ -	\$ (400,000.00)	\$ -	\$ -
GCEFCU - 12 MONTH CD	1.74%	4/10/2019	\$ -	\$ -	\$ 300,000.00	\$ -	\$ 300,000.00
Total Workers Comp		86765	\$ 411,549.45	\$ 47.12	\$ (100,000.00)	\$ -	\$ 311,596.57
Total Investments		86765	\$ 30,791,123.49	\$ 107,841.88	\$ (9,048,888.26)	\$ (4,948.30)	\$ 21,845,128.81

This report is prepared according to the District Investment Policy and complies with the requirements. Official signed copy is on record in the Business Office.

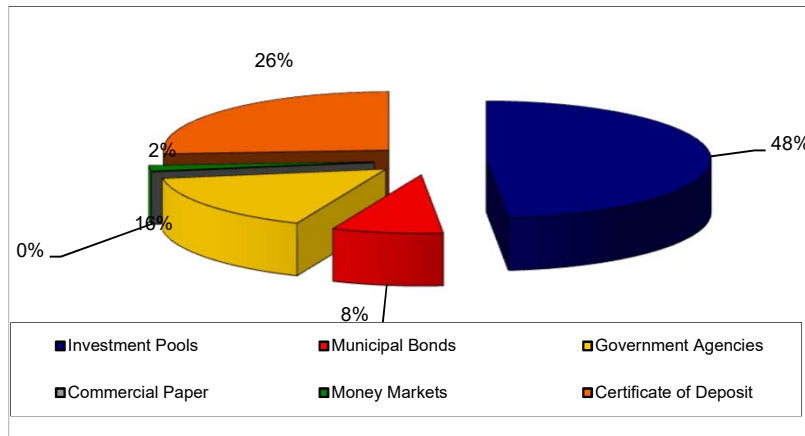
Connie Morgenroth
Assistant Superintendent of
Business and Operations

Amber Petree
Director of Finance

**Friendswood ISD
Quarterly Investment Report
Quarter Ending August 31, 2018**

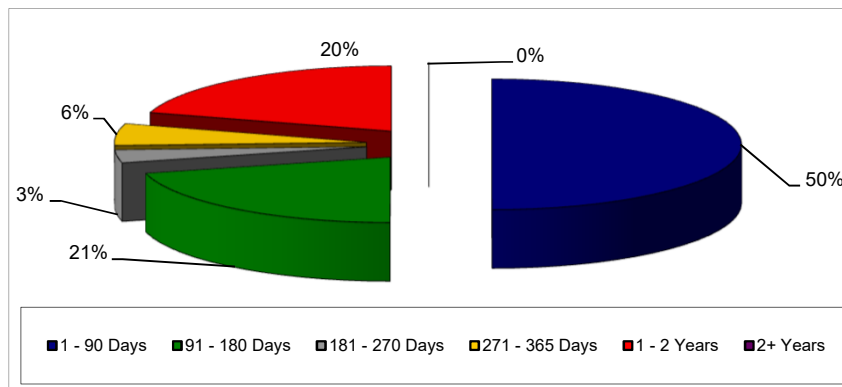
Investment By Type

	<u>Current Market Value</u>	<u>Percent Portfolio</u>
Investment Pools	\$ 5,144,348.70	48%
Municipal Bonds	\$ 845,752.30	8%
Government Agencies	\$ 1,703,051.40	16%
Commercial Paper	\$ -	0%
Money Markets	\$ 165,526.22	2%
Certificate of Deposit	\$ 2,761,516.40	26%
Total Portfolio	\$ 10,620,195.02	100%



Investment By Maturity

	<u>Current Market Value</u>	<u>Percent Portfolio</u>
1 - 90 Days	\$ 5,309,874.92	50%
91 - 180 Days	\$ 2,235,227.40	21%
181 - 270 Days	\$ 338,419.90	3%
271 - 365 Days	\$ 572,105.00	5%
1 - 2 Years	\$ 2,164,567.80	20%
2+ Years	\$ -	0%
Total Portfolio	\$ 10,620,195.02	100%



Friendswood ISD
Statement of Book and Market Value
Quarter Ending August 31, 2018

Security Symbol/CUSIP	Beginning Value		Ending Value	
	Book	Market	Book	Market
General Fund				
Lone Star	\$ 13,848,759.04	\$ 13,848,759.04	\$ 2,844,272.84	\$ 2,844,272.84
Texas Class	\$ 24,131.46	\$ 24,131.46	\$ 24,266.27	\$ 24,266.27
TEXPOOL	\$ 66,409.53	\$ 66,409.53	\$ 66,723.81	\$ 66,723.81
TEXSTAR	\$ 149,890.56	\$ 149,890.56	\$ 150,603.30	\$ 150,603.30
GCEFCU - 12 MONTH CD	\$ 2,000,000.00	\$ 2,000,000.00	\$ 2,000,000.00	\$ 2,000,000.00
TD Ameritrade	\$ 12,378.00	\$ 12,378.00	\$ 165,526.22	\$ 165,526.22
414005PV4	\$ 140,162.30	\$ 139,857.20	\$ -	\$ -
405468CP2	\$ 81,158.53	\$ 80,248.80	\$ 80,579.27	\$ 80,096.00
91412GSB2	\$ 65,330.75	\$ 64,696.45	\$ 65,220.50	\$ 64,561.25
182252TP1	\$ 145,583.08	\$ 144,302.55	\$ 145,583.08	\$ 144,363.45
122133MR9	\$ 99,911.33	\$ 99,161.00	\$ 99,911.33	\$ 99,350.00
7962374T9	\$ 34,949.47	\$ 34,722.80	\$ 34,974.73	\$ 34,819.40
927889EQ4	\$ 121,492.67	\$ 120,558.00	\$ 120,746.33	\$ 120,312.00
196479WD7	\$ 100,039.33	\$ 99,281.00	\$ 95,039.33	\$ 94,706.45
59261EAE9	\$ 50,174.00	\$ 49,631.00	\$ 50,116.00	\$ 49,679.50
592090DN1	\$ 71,173.75	\$ 70,371.70	\$ 70,782.50	\$ 70,187.60
73723RFU2	\$ 90,193.98	\$ 88,620.15	\$ 88,462.65	\$ 87,676.65
14042RJM4	\$ 250,000.00	\$ 247,402.50	\$ 250,000.00	\$ 247,857.50
06740KLL9	\$ 150,000.00	\$ 148,321.50	\$ 150,000.00	\$ 148,609.50
3130ADUJ9	\$ 710,266.40	\$ 709,339.70	\$ 710,266.40	\$ 707,401.40
3133EJKY4	\$ 999,895.00	\$ 997,630.00	\$ 999,895.00	\$ 995,650.00
87165FVY7	\$ 65,000.00	\$ 65,001.30	\$ 65,000.00	\$ 65,049.40
Total General Fund	\$ 19,276,899.18	\$ 19,260,714.24	\$ 8,277,969.57	\$ 8,261,712.54
Debt Service Fund				
Lone Star	\$ 594,388.27	\$ 594,388.27	\$ 597,212.00	\$ 597,212.00
Texas Class	\$ 22,160.32	\$ 22,160.32	\$ 22,284.06	\$ 22,284.06
TEXSTAR	\$ 1,656,269.41	\$ 1,656,269.41	\$ 1,427,334.75	\$ 1,427,334.75
Total Debt Service	\$ 2,272,818.00	\$ 2,272,818.00	\$ 2,046,830.81	\$ 2,046,830.81
Workers Comp Fund				
Lone Star	\$ 11,596.57	\$ 11,596.57	\$ 11,651.67	\$ 11,651.67
GCEFCU - 12 MONTH CD	\$ 300,000.00	\$ 300,000.00	\$ 300,000.00	\$ 300,000.00
Total Workers Comp	\$ 311,596.57	\$ 311,596.57	\$ 311,651.67	\$ 311,651.67
Total Investments	\$ 21,861,313.75	\$ 21,845,128.81	\$ 10,636,452.05	\$ 10,620,195.02

Friendswood ISD
Investment Portfolio
Quarter Ending August 31, 2018

Security Symbol/CUSIP	% Yield	Maturity Date Or Final Pmt Date	Beginning Market Value	Interest Revenue	Additions and Withdrawals	Market Value Changes	Ending Market Value
General Fund							
Lone Star		Liquid	\$ 13,848,759.04	\$ 44,094.25	\$ (11,048,580.45)	\$ -	\$ 2,844,272.84
Texas Class		Liquid	\$ 24,131.46	\$ 134.81	\$ -	\$ -	\$ 24,266.27
TEXPOOL		Liquid	\$ 66,409.53	\$ 314.28	\$ -	\$ -	\$ 66,723.81
TEXSTAR		Liquid	\$ 149,890.56	\$ 712.74	\$ -	\$ -	\$ 150,603.30
GCEFCU - 12 MONTH CD	1.74%	2/26/2019	\$ 2,000,000.00	\$ -	\$ -	\$ -	\$ 2,000,000.00
TD Ameritrade	0.97%	Liquid	\$ 12,378.00	\$ 114.31	\$ 153,033.91	\$ -	\$ 165,526.22
414005PV4	1.68%	8/15/2018	\$ 139,857.20	\$ 1,176.00	\$ (141,033.20)	\$ -	\$ -
405468CP2	3.00%	2/15/2019	\$ 80,248.80	\$ 1,200.00	\$ (1,200.00)	\$ (152.80)	\$ 80,096.00
91412GSB2	1.80%	7/1/2019	\$ 64,696.45	\$ 583.70	\$ (583.70)	\$ (135.20)	\$ 64,561.25
182252TP1	1.95%	5/1/2019	\$ 144,302.55	\$ -	\$ -	\$ 60.90	\$ 144,363.45
122133MR9	1.40%	4/1/2019	\$ 99,161.00	\$ -	\$ -	\$ 189.00	\$ 99,350.00
7962374T9	1.07%	2/1/2019	\$ 34,722.80	\$ 187.95	\$ (187.95)	\$ 96.60	\$ 34,819.40
927889EQ4	3.00%	2/1/2019	\$ 120,558.00	\$ 1,800.00	\$ (1,800.00)	\$ (246.00)	\$ 120,312.00
196479WD7	2.02%	5/1/2019	\$ 99,281.00	\$ 25.30	\$ (5,025.30)	\$ 425.45	\$ 94,706.45
59261EAE9	1.85%	7/1/2019	\$ 49,631.00	\$ 462.00	\$ (462.00)	\$ 48.50	\$ 49,679.50
592090DN1	2.97%	7/1/2019	\$ 70,371.70	\$ 1,040.55	\$ (1,040.55)	\$ (184.10)	\$ 70,187.60
73723RFU2	6.40%	7/15/2019	\$ 88,620.15	\$ 2,720.00	\$ (2,720.00)	\$ (943.50)	\$ 87,676.65
14042RJM4	1.70%	10/1/2019	\$ 247,402.50	\$ -	\$ -	\$ 455.00	\$ 247,857.50
06740KLL9	1.70%	11/8/2019	\$ 148,321.50	\$ -	\$ -	\$ 288.00	\$ 148,609.50
3130ADUJ9	2.38%	3/30/2020	\$ 709,339.70	\$ -	\$ -	\$ (1,938.30)	\$ 707,401.40
3133EJKY4	2.38%	4/13/2020	\$ 997,630.00	\$ -	\$ -	\$ (1,980.00)	\$ 995,650.00
87165FVY7	2.75%	5/26/2020	\$ 65,001.30	\$ -	\$ -	\$ 48.10	\$ 65,049.40
Total General Fund			\$ 19,260,714.24	\$ 54,565.89	\$ (11,049,599.24)	\$ (3,968.35)	\$ 8,261,712.54
Debt Service Fund							
Lone Star		Liquid	\$ 594,388.27	\$ 2,823.73	\$ -	\$ -	\$ 597,212.00
Texas Class		Liquid	\$ 22,160.32	\$ 123.74	\$ -	\$ -	\$ 22,284.06
TEXSTAR		Liquid	\$ 1,656,269.41	\$ 11,490.34	\$ (240,425.00)	\$ -	\$ 1,427,334.75
Total Debt Service			\$ 2,272,818.00	\$ 14,437.81	\$ (240,425.00)	\$ -	\$ 2,046,830.81
Workers Comp Fund							
Lone Star		Liquid	\$ 11,596.57	\$ 55.10	\$ -	\$ -	\$ 11,651.67
GCEFCU - 12 MONTH CD	1.74%	4/10/2019	\$ 300,000.00	\$ -	\$ -	\$ -	\$ 300,000.00
Total Workers Comp		86765	\$ 311,596.57	\$ 55.10	\$ -	\$ -	\$ 311,651.67
Total Investments		86765	\$ 21,845,128.81	\$ 69,058.80	\$ (11,290,024.24)	\$ (3,968.35)	\$ 10,620,195.02

This report is prepared according to the District Investment Policy and complies with the requirements. Official signed copy is on record in the Business Office.

Connie Morgenroth
Assistant Superintendent of
Business and Operations

Amber Petree
Director of Finance