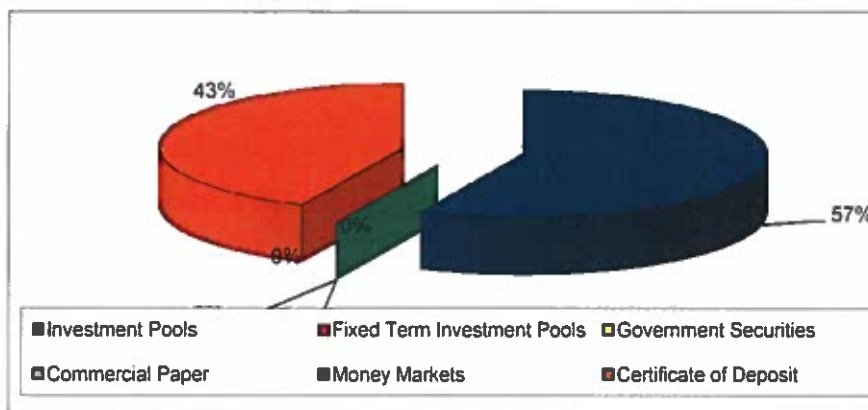


**Friendswood ISD
Quarterly Investment Report
Quarter Ending November 30, 2014**

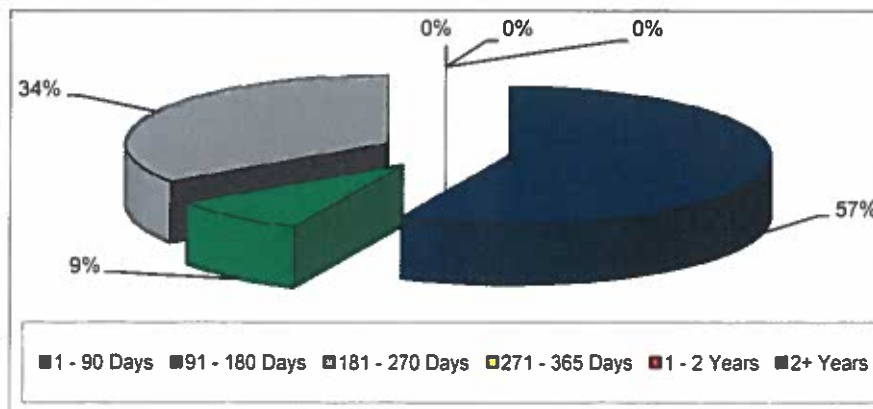
Investment By Type

	<u>Current Market Value</u>	<u>Percent Portfolio</u>
Investment Pools	\$ 4,935,411.51	57%
Fixed Term Investment Pools	\$ -	0%
Government Securities	\$ -	0%
Commercial Paper	\$ -	0%
Money Markets	\$ -	0%
Certificate of Deposit	\$ 3,750,000.00	43%
Total Portfolio	\$ 8,685,411.51	100%



Investment By Maturity

	<u>Current Market Value</u>	<u>Percent Portfolio</u>
1 - 90 Days	\$ 4,935,411.51	57%
91 - 180 Days	\$ 750,000.00	9%
181 - 270 Days	\$ 3,000,000.00	35%
271 - 365 Days	\$ -	0%
1 - 2 Years	\$ -	0%
2+ Years	\$ -	0%
Total Portfolio	\$ 8,685,411.51	100%



Friendswood ISD
Statement of Book and Market Value
Quarter Ending November 30, 2014

<u>Security Symbol/CUSIP</u>	<u>Beginning Value</u>		<u>Ending Value</u>	
	<u>Book</u>	<u>Market</u>	<u>Book</u>	<u>Market</u>
General Fund				
Lone Star	\$ 2,956,675.50	\$ 2,956,675.50	\$ 4,351,556.76	\$ 4,351,556.76
Texas Class	\$ 1,956,265.69	\$ 1,956,265.69	\$ 56,299.03	\$ 56,299.03
TEXPOOL	\$ 65,137.65	\$ 65,137.65	\$ 65,142.43	\$ 65,142.43
TEXSTAR	\$ 146,963.30	\$ 146,963.30	\$ 146,976.61	\$ 146,976.61
GCEFCU - 12 MONTH CD	\$ 3,000,000.00	\$ 3,000,000.00	\$ 3,000,000.00	\$ 3,000,000.00
Total General Fund	\$ 8,125,042.14	\$ 8,125,042.14	\$ 7,619,974.83	\$ 7,619,974.83
Debt Service Fund				
Lone Star	\$ 14.69	\$ 14.69	\$ 14.69	\$ 14.69
Texas Class	\$ 187,314.08	\$ 187,314.08	\$ 187,358.55	\$ 187,358.55
TEXSTAR	\$ 47.21	\$ 47.21	\$ 47.21	\$ 47.21
Total Debt Service	\$ 187,375.98	\$ 187,375.98	\$ 187,420.45	\$ 187,420.45
Workers Comp Fund				
Lone Star	\$ 31,371.33	\$ 31,371.33	\$ 31,375.07	\$ 31,375.07
GCEFCU - 12 MONTH CD	\$ 750,000.00	\$ 750,000.00	\$ -	\$ -
GCEFCU - 12 MONTH CD	\$ -	\$ -	\$ 750,000.00	\$ 750,000.00
Total Workers Comp	\$ 781,371.33	\$ 781,371.33	\$ 781,375.07	\$ 781,375.07
2008 Capital Projects Fund				
Texas Class	\$ 1,396,604.70	\$ 1,396,604.70	\$ 96,641.16	\$ 96,641.16
Total 2008 Capital Projects	\$ 1,396,604.70	\$ 1,396,604.70	\$ 96,641.16	\$ 96,641.16
Total Investments	\$ 10,490,394.15	\$ 10,490,394.15	\$ 8,685,411.51	\$ 8,685,411.51

Friendswood ISD
Investment Portfolio
Quarter Ending November 30, 2014

Security Symbol/CUSIP	% Yield	Maturity Date Or Final Pmt Date	Beginning Market Value	Accrued Interst/Amort/Accret	Additions and Withdrawals	Market Value Changes	Ending Market Value
General Fund							
Lone Star		Liquid	\$ 2,956,675.50	\$ 551.13	\$ 1,394,330.13	\$ -	\$ 4,351,556.76
Texas Class		Liquid	\$ 1,956,265.69	\$ 33.34	\$ (1,900,000.00)	\$ -	\$ 56,299.03
TEXPOOL		Liquid	\$ 65,137.65	\$ 4.78	\$ -	\$ -	\$ 65,142.43
TEXSTAR		Liquid	\$ 146,963.30	\$ 13.31	\$ -	\$ -	\$ 146,976.61
GCEFCU - 12 MONTH CD	1.05%	8/25/2015	\$ 3,000,000.00	\$ -	\$ -	\$ -	\$ 3,000,000.00
Total General Fund			\$ 8,125,042.14	\$ 602.56	\$ (505,669.87)	\$ -	\$ 7,619,974.83
Debt Service Fund							
Lone Star		Liquid	\$ 14.69	\$ -	\$ -	\$ -	\$ 14.69
Texas Class		Liquid	\$ 187,314.08	\$ 44.47	\$ -	\$ -	\$ 187,358.55
TEXSTAR		Liquid	\$ 47.21	\$ -	\$ -	\$ -	\$ 47.21
Total Debt Service			\$ 187,375.98	\$ 44.47	\$ -	\$ -	\$ 187,420.45
Workers Comp Fund							
Lone Star		Liquid	\$ 31,371.33	\$ 3.74	\$ -	\$ -	\$ 31,375.07
GCEFCU - 12 MONTH CD	0.95%	10/14/2014	\$ 750,000.00	\$ 3,537.88	\$ (753,537.88)	\$ -	\$ -
GCEFCU - 12 MONTH CD	1.05%	4/13/2015	\$ -	\$ -	\$ 750,000.00	\$ -	\$ 750,000.00
Total Workers Comp			\$ 781,371.33	\$ 3,541.62	\$ (3,537.88)	\$ -	\$ 781,375.07
2008 Capital Projects Fund							
Texas Class		Liquid	\$ 1,396,604.70	\$ 36.46	\$ (1,300,000.00)	\$ -	\$ 96,641.16
Total 2008 Capital Projects			\$ 1,396,604.70	\$ 36.46	\$ (1,300,000.00)	\$ -	\$ 96,641.16
Total Investments			\$ 10,490,394.15	\$ 4,225.11	\$ (1,809,207.75)	\$ -	\$ 8,685,411.51

This report is prepared according to the District Investment Policy and complies with the requirements.

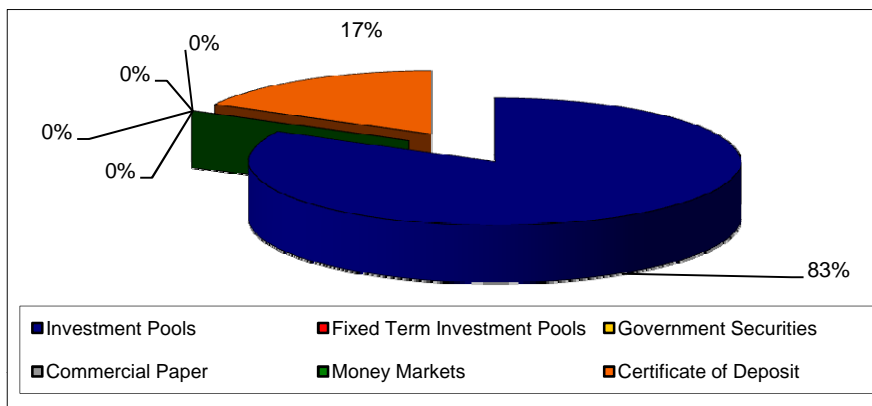

Thad Roher
Deputy Superintendent


Connie Morgenroth
Chief Financial Officer

Friendswood ISD
Quarterly Investment Report
Quarter Ending February 28, 2015

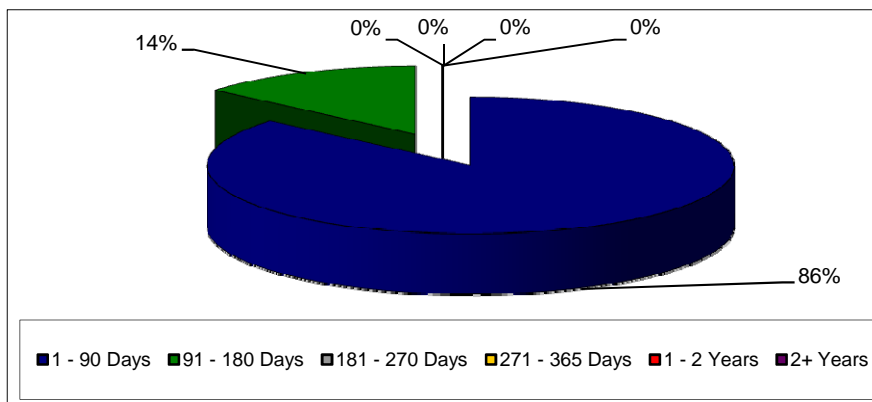
Investment By Type

	<u>Current Market Value</u>	<u>Percent Portfolio</u>
Investment Pools	\$ 18,047,361.00	83%
Fixed Term Investment Pools	\$ -	0%
Government Securities	\$ -	0%
Commercial Paper	\$ -	0%
Money Markets	\$ -	0%
Certificate of Deposit	\$ 3,750,000.00	17%
Total Portfolio	\$ 21,797,361.00	100%



Investment By Maturity

	<u>Current Market Value</u>	<u>Percent Portfolio</u>
1 - 90 Days	\$ 18,797,361.00	86%
91 - 180 Days	\$ 3,000,000.00	14%
181 - 270 Days	\$ -	0%
271 - 365 Days	\$ -	0%
1 - 2 Years	\$ -	0%
2+ Years	\$ -	0%
Total Portfolio	\$ 21,797,361.00	100%




Friendswood ISD
Statement of Book and Market Value
Quarter Ending February 28, 2015

<u>Security Symbol/CUSIP</u>	<u>Beginning Value</u>		<u>Ending Value</u>	
	<u>Book</u>	<u>Market</u>	<u>Book</u>	<u>Market</u>
General Fund				
Lone Star	\$ 4,351,556.76	\$ 4,351,556.76	\$ 2,966,738.19	\$ 2,966,738.19
Texas Class	\$ 56,299.03	\$ 56,299.03	\$ 13,058,409.15	\$ 13,058,409.15
TEXPOOL	\$ 65,142.43	\$ 65,142.43	\$ 65,149.55	\$ 65,149.55
TEXSTAR	\$ 146,976.61	\$ 146,976.61	\$ 146,995.83	\$ 146,995.83
GCEFCU - 12 MONTH CD	\$ 3,000,000.00	\$ 3,000,000.00	\$ 3,000,000.00	\$ 3,000,000.00
Total General Fund	\$ 7,619,974.83	\$ 7,619,974.83	\$ 19,237,292.72	\$ 19,237,292.72
Debt Service Fund				
Lone Star	\$ 14.69	\$ 14.69	\$ 14.69	\$ 14.69
Texas Class	\$ 187,358.55	\$ 187,358.55	\$ 1,701,962.16	\$ 1,701,962.16
TEXSTAR	\$ 47.21	\$ 47.21	\$ 47.21	\$ 47.21
Total Debt Service	\$ 187,420.45	\$ 187,420.45	\$ 1,702,024.06	\$ 1,702,024.06
Workers Comp Fund				
Lone Star	\$ 31,375.07	\$ 31,375.07	\$ 11,378.79	\$ 11,378.79
GCEFCU - 12 MONTH CD	\$ 750,000.00	\$ 750,000.00	\$ 750,000.00	\$ 750,000.00
Total Workers Comp	\$ 781,375.07	\$ 781,375.07	\$ 761,378.79	\$ 761,378.79
2008 Capital Projects Fund				
Texas Class	\$ 96,641.16	\$ 96,641.16	\$ 96,665.43	\$ 96,665.43
Total 2008 Capital Projects	\$ 96,641.16	\$ 96,641.16	\$ 96,665.43	\$ 96,665.43
Total Investments	\$ 8,685,411.51	\$ 8,685,411.51	\$ 21,797,361.00	\$ 21,797,361.00

Friendswood ISD
Investment Portfolio
Quarter Ending February 28, 2015

Security Symbol/CUSIP	% Yield	Maturity Date Or Final Pmt Date	Beginning Market Value	Accrued Interst/Amort/Accret	Additions and Withdrawals	Market Value Changes	Ending Market Value
General Fund							
Lone Star		Liquid	\$ 4,351,556.76	\$ 358.16	\$ (1,385,176.73)	\$ -	\$ 2,966,738.19
Texas Class		Liquid	\$ 56,299.03	\$ 2,110.12	\$ 13,000,000.00	\$ -	\$ 13,058,409.15
TEXPOOL		Liquid	\$ 65,142.43	\$ 7.12	\$ -	\$ -	\$ 65,149.55
TEXSTAR		Liquid	\$ 146,976.61	\$ 19.22	\$ -	\$ -	\$ 146,995.83
GCEFCU - 12 MONTH CD	1.05%	8/25/2015	\$ 3,000,000.00	\$ -	\$ -	\$ -	\$ 3,000,000.00
Total General Fund			\$ 7,619,974.83	\$ 2,494.62	\$ 11,614,823.27	\$ -	\$ 19,237,292.72
Debt Service Fund							
Lone Star		Liquid	\$ 14.69	\$ -	\$ -	\$ -	\$ 14.69
Texas Class		Liquid	\$ 187,358.55	\$ 140.86	\$ 1,514,462.75	\$ -	\$ 1,701,962.16
TEXSTAR		Liquid	\$ 47.21	\$ -	\$ -	\$ -	\$ 47.21
Total Debt Service			\$ 187,420.45	\$ 140.86	\$ 1,514,462.75	\$ -	\$ 1,702,024.06
Workers Comp Fund							
Lone Star		Liquid	\$ 31,375.07	\$ 3.72	\$ (20,000.00)	\$ -	\$ 11,378.79
GCEFCU - 12 MONTH CD	1.05%	4/13/2015	\$ 750,000.00	\$ -	\$ -	\$ -	\$ 750,000.00
Total Workers Comp			\$ 781,375.07	\$ 3.72	\$ (20,000.00)	\$ -	\$ 761,378.79
2008 Capital Projects Fund							
Texas Class		Liquid	\$ 96,641.16	\$ 24.27	\$ -	\$ -	\$ 96,665.43
Total 2008 Capital Projects			\$ 96,641.16	\$ 24.27	\$ -	\$ -	\$ 96,665.43
Total Investments			\$ 8,685,411.51	\$ 2,663.47	\$ 13,109,286.02	\$ -	\$ 21,797,361.00

This report is prepared according to the District Investment Policy and complies with the requirements.



Thad Roher
Deputy Superintendent

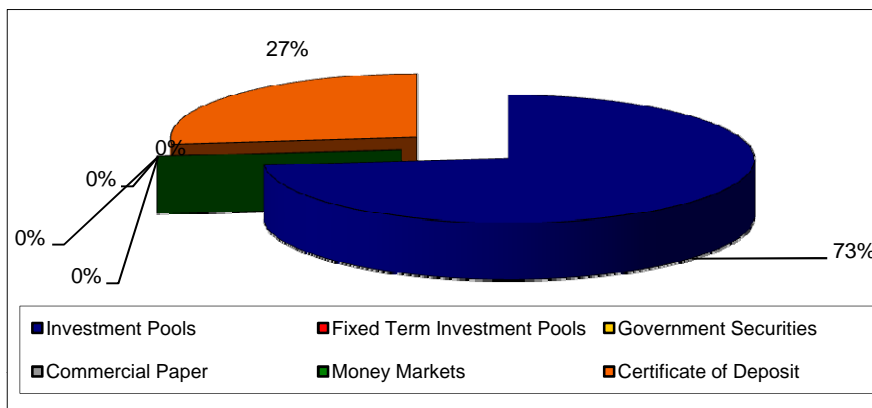


Connie Morgenroth
Chief Financial Officer

**Friendswood ISD
Quarterly Investment Report
Quarter Ending May 31, 2015**

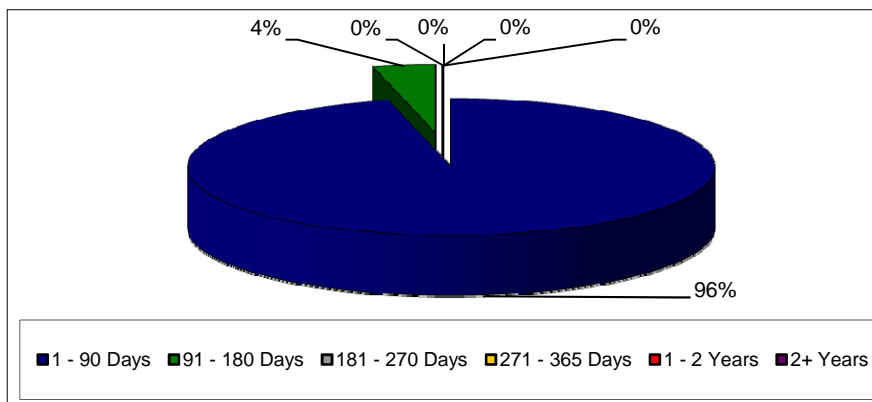
Investment By Type

	<u>Current Market Value</u>	<u>Percent Portfolio</u>
Investment Pools	\$ 9,621,064.51	73%
Fixed Term Investment Pools	\$ -	0%
Government Securities	\$ -	0%
Commercial Paper	\$ -	0%
Money Markets	\$ -	0%
Certificate of Deposit	\$ 3,500,000.00	27%
Total Portfolio	\$ 13,121,064.51	100%



Investment By Maturity

	<u>Current Market Value</u>	<u>Percent Portfolio</u>
1 - 90 Days	\$ 12,621,064.51	96%
91 - 180 Days	\$ 500,000.00	4%
181 - 270 Days	\$ -	0%
271 - 365 Days	\$ -	0%
1 - 2 Years	\$ -	0%
2+ Years	\$ -	0%
Total Portfolio	\$ 13,121,064.51	100%



Friendswood ISD
Statement of Book and Market Value
Quarter Ending May 31, 2015

<u>Security Symbol/CUSIP</u>	<u>Beginning Value</u>		<u>Ending Value</u>	
	<u>Book</u>	<u>Market</u>	<u>Book</u>	<u>Market</u>
General Fund				
Lone Star	\$ 2,966,738.19	\$ 2,966,738.19	\$ 3,661,890.66	\$ 3,661,890.66
Texas Class	\$ 13,058,409.15	\$ 13,058,409.15	\$ 3,936,328.29	\$ 3,936,328.29
TEXPOOL	\$ 65,149.55	\$ 65,149.55	\$ 65,158.08	\$ 65,158.08
TEXSTAR	\$ 146,995.83	\$ 146,995.83	\$ 147,019.89	\$ 147,019.89
GCEFCU - 12 MONTH CD	\$ 3,000,000.00	\$ 3,000,000.00	\$ 3,000,000.00	\$ 3,000,000.00
Total General Fund	\$ 19,237,292.72	\$ 19,237,292.72	\$ 10,810,396.92	\$ 10,810,396.92
Debt Service Fund				
Lone Star	\$ 14.69	\$ 14.69	\$ 14.69	\$ 14.69
Texas Class	\$ 1,701,962.16	\$ 1,701,962.16	\$ 1,702,527.58	\$ 1,702,527.58
TEXSTAR	\$ 47.21	\$ 47.21	\$ 47.21	\$ 47.21
Total Debt Service	\$ 1,702,024.06	\$ 1,702,024.06	\$ 1,702,589.48	\$ 1,702,589.48
Workers Comp Fund				
Lone Star	\$ 11,378.79	\$ 11,378.79	\$ 11,380.54	\$ 11,380.54
GCEFCU - 12 MONTH CD	\$ 750,000.00	\$ 750,000.00	\$ -	\$ -
GCEFCU - 12 MONTH CD	\$ -	\$ -	\$ 500,000.00	\$ 500,000.00
Total Workers Comp	\$ 761,378.79	\$ 761,378.79	\$ 511,380.54	\$ 511,380.54
2008 Capital Projects Fund				
Texas Class	\$ 96,665.43	\$ 96,665.43	\$ 96,697.57	\$ 96,697.57
Total 2008 Capital Projects	\$ 96,665.43	\$ 96,665.43	\$ 96,697.57	\$ 96,697.57
Total Investments	\$ 21,797,361.00	\$ 21,797,361.00	\$ 13,121,064.51	\$ 13,121,064.51

Friendswood ISD
Investment Portfolio
Quarter Ending May 31, 2015

Security Symbol/CUSIP	% Yield	Maturity Date Or Final Pmt Date	Beginning Market Value	Accrued Interst/Amort/Accret	Additions and Withdrawals	Market Value Changes	Ending Market Value
General Fund							
Lone Star		Liquid	\$ 2,966,738.19	\$ 544.16	\$ 694,608.31	\$ -	\$ 3,661,890.66
Texas Class		Liquid	\$ 13,058,409.15	\$ 2,919.14	\$ (9,125,000.00)	\$ -	\$ 3,936,328.29
TEXPOOL		Liquid	\$ 65,149.55	\$ 8.53	\$ -	\$ -	\$ 65,158.08
TEXSTAR		Liquid	\$ 146,995.83	\$ 24.06	\$ -	\$ -	\$ 147,019.89
GCEFCU - 12 MONTH CD	1.05%	8/25/2015	\$ 3,000,000.00	\$ -	\$ -	\$ -	\$ 3,000,000.00
Total General Fund			\$ 19,237,292.72	\$ 3,495.89	\$ (8,430,391.69)	\$ -	\$ 10,810,396.92
Debt Service Fund							
Lone Star		Liquid	\$ 14.69	\$ -	\$ -	\$ -	\$ 14.69
Texas Class		Liquid	\$ 1,701,962.16	\$ 565.42	\$ -	\$ -	\$ 1,702,527.58
TEXSTAR		Liquid	\$ 47.21	\$ -	\$ -	\$ -	\$ 47.21
Total Debt Service			\$ 1,702,024.06	\$ 565.42	\$ -	\$ -	\$ 1,702,589.48
Workers Comp Fund							
Lone Star		Liquid	\$ 11,378.79	\$ 1.75	\$ -	\$ -	\$ 11,380.54
GCEFCU - 12 MONTH CD	1.05%	4/13/2015	\$ 750,000.00	\$ 3,910.80	\$ (753,910.80)	\$ -	\$ -
GCEFCU - 12 MONTH CD	1.05%	10/13/2015	\$ -	\$ -	\$ 500,000.00	\$ -	\$ 500,000.00
Total Workers Comp			\$ 761,378.79	\$ 3,912.55	\$ (253,910.80)	\$ -	\$ 511,380.54
2008 Capital Projects Fund							
Texas Class		Liquid	\$ 96,665.43	\$ 32.14	\$ -	\$ -	\$ 96,697.57
Total 2008 Capital Projects			\$ 96,665.43	\$ 32.14	\$ -	\$ -	\$ 96,697.57
Total Investments			\$ 21,797,361.00	\$ 8,006.00	\$ (8,684,302.49)	\$ -	\$ 13,121,064.51

This report is prepared according to the District Investment Policy and complies with the requirements.

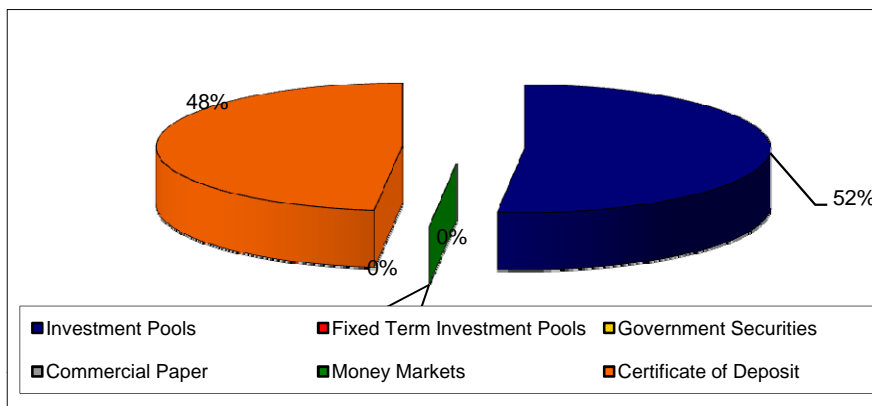

Thad Roher
Deputy Superintendent


Connie Morgenroth
Deputy Chief Financial Officer

**Friendswood ISD
Quarterly Investment Report
Quarter Ending August 31, 2015**

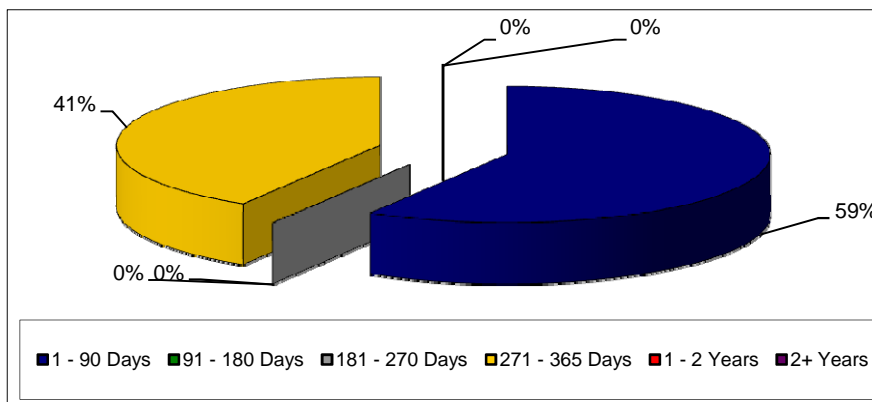
Investment By Type

	<u>Current Market Value</u>	<u>Percent Portfolio</u>
Investment Pools	\$ 3,757,707.88	52%
Fixed Term Investment Pools	\$ -	0%
Government Securities	\$ -	0%
Commercial Paper	\$ -	0%
Money Markets	\$ -	0%
Certificate of Deposit	\$ 3,500,000.00	48%
Total Portfolio	<u>\$ 7,257,707.88</u>	<u>100%</u>



Investment By Maturity

	<u>Current Market Value</u>	<u>Percent Portfolio</u>
1 - 90 Days	\$ 4,257,707.88	59%
91 - 180 Days	\$ -	0%
181 - 270 Days	\$ -	0%
271 - 365 Days	\$ 3,000,000.00	41%
1 - 2 Years	\$ -	0%
2+ Years	\$ -	0%
Total Portfolio	<u>\$ 7,257,707.88</u>	<u>100%</u>




Friendswood ISD
Statement of Book and Market Value
Quarter Ending August 31, 2015

<u>Security Symbol/CUSIP</u>	<u>Beginning Value</u>		<u>Ending Value</u>	
	<u>Book</u>	<u>Market</u>	<u>Book</u>	<u>Market</u>
General Fund				
Lone Star	\$ 3,661,890.66	\$ 3,661,890.66	\$ 2,572,469.43	\$ 2,572,469.43
Texas Class	\$ 3,936,328.29	\$ 3,936,328.29	\$ 687,232.49	\$ 687,232.49
TEXPOOL	\$ 65,158.08	\$ 65,158.08	\$ 65,168.57	\$ 65,168.57
TEXSTAR	\$ 147,019.89	\$ 147,019.89	\$ 147,047.88	\$ 147,047.88
GCEFCU - 12 MONTH CD	\$ 3,000,000.00	\$ 3,000,000.00	\$ -	\$ -
GCEFCU - 12 MONTH CD	\$ -	\$ -	\$ 3,000,000.00	\$ 3,000,000.00
Total General Fund	\$ 10,810,396.92	\$ 10,810,396.92	\$ 6,471,918.37	\$ 6,471,918.37
Debt Service Fund				
Lone Star	\$ 14.69	\$ 14.69	\$ 14.69	\$ 14.69
Texas Class	\$ 1,702,527.58	\$ 1,702,527.58	\$ 177,608.51	\$ 177,608.51
TEXSTAR	\$ 47.21	\$ 47.21	\$ 47.21	\$ 47.21
Total Debt Service	\$ 1,702,589.48	\$ 1,702,589.48	\$ 177,670.41	\$ 177,670.41
Workers Comp Fund				
Lone Star	\$ 11,380.54	\$ 11,380.54	\$ 11,382.84	\$ 11,382.84
GCEFCU - 12 MONTH CD	\$ 500,000.00	\$ 500,000.00	\$ 500,000.00	\$ 500,000.00
Total Workers Comp	\$ 511,380.54	\$ 511,380.54	\$ 511,382.84	\$ 511,382.84
2008 Capital Projects Fund				
Texas Class	\$ 96,697.57	\$ 96,697.57	\$ 96,736.26	\$ 96,736.26
Total 2008 Capital Projects	\$ 96,697.57	\$ 96,697.57	\$ 96,736.26	\$ 96,736.26
Total Investments	\$ 13,121,064.51	\$ 13,121,064.51	\$ 7,257,707.88	\$ 7,257,707.88

Friendswood ISD
Investment Portfolio
Quarter Ending August 31, 2015

Security Symbol/CUSIP	% Yield	Maturity Date Or Final Pmt Date	Beginning Market Value	Accrued Interst/Amort/Accret	Additions and Withdrawals	Market Value Changes	Ending Market Value
General Fund							
Lone Star		Liquid	\$ 3,661,890.66	\$ 599.61	\$ (1,090,020.84)	\$ -	\$ 2,572,469.43
Texas Class		Liquid	\$ 3,936,328.29	\$ 904.20	\$ (3,250,000.00)	\$ -	\$ 687,232.49
TEXPOOL		Liquid	\$ 65,158.08	\$ 10.49	\$ -	\$ -	\$ 65,168.57
TEXSTAR		Liquid	\$ 147,019.89	\$ 27.99	\$ -	\$ -	\$ 147,047.88
GCEFCU - 12 MONTH CD	1.05%	8/25/2015	\$ 3,000,000.00	\$ 31,629.34	\$ (3,031,629.34)	\$ -	\$ -
GCEFCU - 12 MONTH CD	1.15%	8/24/2016	\$ -	\$ -	\$ 3,000,000.00	\$ -	\$ 3,000,000.00
Total General Fund			\$ 10,810,396.92	\$ 33,171.63	\$ (4,371,650.18)	\$ -	\$ 6,471,918.37
Debt Service Fund							
Lone Star		Liquid	\$ 14.69	\$ -	\$ -	\$ -	\$ 14.69
Texas Class		Liquid	\$ 1,702,527.58	\$ 536.18	\$ (1,525,455.25)	\$ -	\$ 177,608.51
TEXSTAR		Liquid	\$ 47.21	\$ -	\$ -	\$ -	\$ 47.21
Total Debt Service			\$ 1,702,589.48	\$ 536.18	\$ (1,525,455.25)	\$ -	\$ 177,670.41
Workers Comp Fund							
Lone Star		Liquid	\$ 11,380.54	\$ 2.30	\$ -	\$ -	\$ 11,382.84
GCEFCU - 12 MONTH CD	1.05%	10/13/2015	\$ 500,000.00	\$ -	\$ -	\$ -	\$ 500,000.00
Total Workers Comp			\$ 511,380.54	\$ 2.30	\$ -	\$ -	\$ 511,382.84
2008 Capital Projects Fund							
Texas Class		Liquid	\$ 96,697.57	\$ 38.69	\$ -	\$ -	\$ 96,736.26
Total 2008 Capital Projects			\$ 96,697.57	\$ 38.69	\$ -	\$ -	\$ 96,736.26
Total Investments			\$ 13,121,064.51	\$ 33,748.80	\$ (5,897,105.43)	\$ -	\$ 7,257,707.88

This report is prepared according to the District Investment Policy and complies with the requirements.



Thad Roher
Deputy Superintendent



Connie Morgenroth
Chief Financial Officer