

# ST. JAMES' EPISCOPAL SCHOOL

ENGAGING HEART, MIND, AND SPIRIT

## Dolphin Newsletter

## October 2, 2020

Dear Dolphin Families,

This week was all about pumpkins and autumn leaves. On Tuesday, we read books about what happens to the trees during the fall season. We also made a leaf person using real leaves collected from the outside. On Wednesday, we created pumpkins out of sponges and paint. The children were excited to see how pumpkins grow and explore the different parts of a pumpkin. On Thursday, we reviewed letters A-D and worked on our lacing pumpkin cutout. On Friday, we sang pumpkin songs, had finger plays, and made pumpkin puppets. We also welcomed a new friend, Sabrina to the classroom. Have a great weekend!


Love,  
Your Dolphin Teachers

**\*Thank you parents for attending our Back to School Night.**

**\*No School on Friday, October 9th -Monday, 12th**

[Remote Portal CLICK HERE](#)





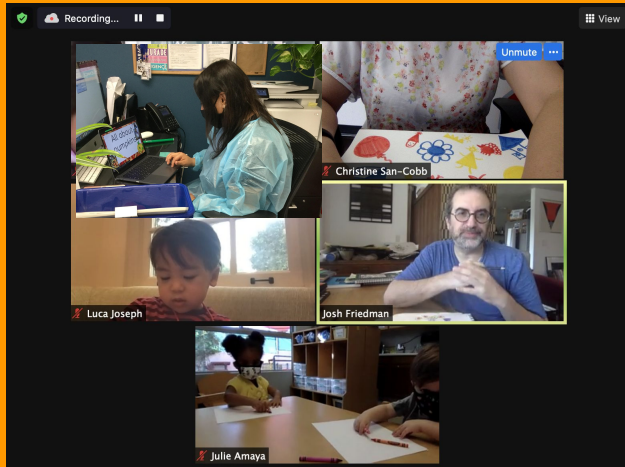
# ST. JAMES' EPISCOPAL SCHOOL

ENGAGING HEART, MIND, AND SPIRIT

Dolphin Newsletter

October 2, 2020

## Our Week in Photos



Having fun in class and on Zoom with art. Playing with chalk and working together to it clean up.





## Topics for the week:




*Pumpkins and Leaves*



## Books we read







# ST. JAMES' EPISCOPAL SCHOOL

ENGAGING HEART, MIND, AND SPIRIT

Dolphin Newsletter

October 2, 2020

Brynn said, "Pumpkins have seeds."  
Maisie said, "Baby pumpkins look like watermelons."

Beau said, "Pumpkins grow big."

Luca said, "They have seeds."

Andrew said, "I see a yellow flower."


Jaya said, "They can be tiny."

Theo said, "The seeds are white."

Melody said, "It can be a baby size."

Jenson said, "It is orange."

## What is a pumpkin?



# ST. JAMES' EPISCOPAL SCHOOL

ENGAGING HEART, MIND, AND SPIRIT

Dolphin Newsletter

October 2, 2020

Sneak Peek for Next week...

Exploring Pumpkins continues

Activity: Pumpkin Strips

Materials: orange and green construction paper, glue, scissors, and markers

Activity: Sink and Float with pumpkins

Materials: pumpkins (medium and small size), water, and big bin/container

Activity: Pumpkin Carving

Materials: Pumpkin and carving tools

Activity: Baking pumpkin seeds

Materials: pumpkins seeds, toaster oven, pan, foil, salt, and cooking spray

