



ST. JAMES' EPISCOPAL SCHOOL


ENGAGING HEART, MIND, AND SPIRIT

Butterfly Newsletter

October 23

As we continue to acknowledge our upcoming traditions and celebrations of Halloween, the butterflies were introduced to aspects of spiders and seasonal characters such as ghosts and witches. These subjects were offered with intentional learning techniques that encouraged the children to explore and gain new information through means of science, math, and early literacy. The teachers provided slide presentations, music, dance and seasonal stories that relate to our Fall season and Halloween.

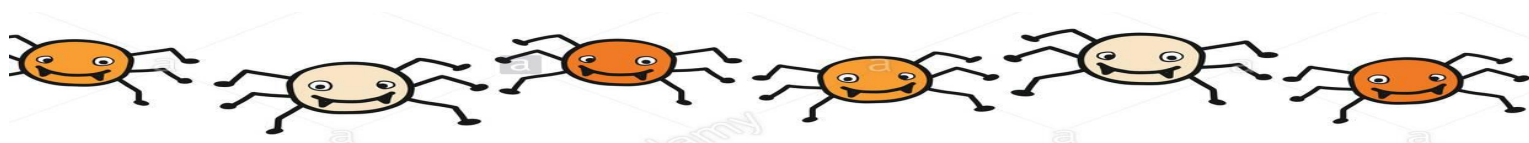
Learning through play with our families



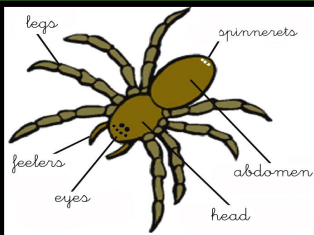
Priya



Letter of the week: C



Spiders



We began our week of learning with facts about spiders. We discovered that spiders are not insects, they are called arachnids. These species have an incredible talent to create their own habitat by web building. As our discussions continued, the teachers offered information relating to a spider's habitat and the magnificent way that they create their webs out of silk. This silk is created to make webs or silk structures that are sticky in texture and functions as a net to catch their prey. The children learned new vocabulary that included: arachnids, abdomen, spinnerets, web building, prey, silk and webs.



Let's
create
yummy
spider
treats!

Stellan's spider
snack




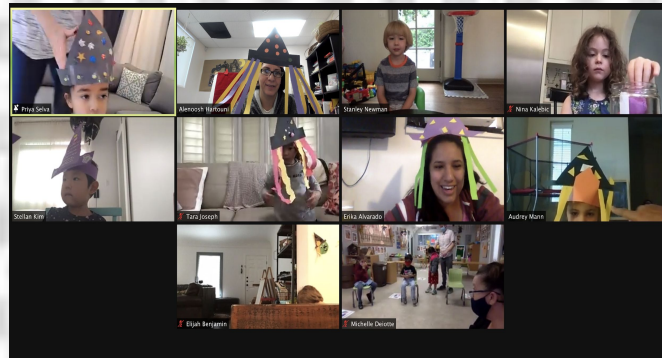
Audrey's spider snack



Zip, Zoom let's take a ride on my broom



The butterflies experimented with “witch’s brew” which included multiple ingredients: dish soap, vinegar, baking soda, food coloring and spiders. The children displayed excitement as they viewed the demonstration from the teachers or combined these ingredients together themselves to create a dramatic chemical reaction. In addition to their witch’s brew, the children created witch hats and added special ingredients to stir in a witch’s cauldron.



The Butterflies learned and explored with a new artistic technique: paper mache. This is a source of media that was originated in China but is commonly used around the world for creating masks, warrior helmets, armor shields, art pieces, bowls, and many other items. The children used paper mache to create ghosts.

Paper Mache Recipe:

1 cup of flour
2 cups of warm water




Time for Slime



Slime Recipe:

$\frac{1}{2}$ cup water
 $\frac{1}{2}$ cup of Glue
 $\frac{1}{4}$ cup laundry detergent
Food coloring



Stellan's haunted house

Outlook for next week:

Monday: Exploring with the colors of the Mexican flag

Tuesday: Marigolds

Wednesday:

Skeletons

Thursday: Skull decorating

Friday: Cooking Bread

Supplies for remote learners: (Optional)

Q-tips
Glue
White paper plates
Red, white and green paint
White paper
Marigold flowers or orange tissue
Glitter, jewels, gemstones and pipe cleaners

Reminders:

October 29th - Preschool Family Coffee (covid procedures and sick policy)

October 30th - 12:00 dismissal

October 30th - Halloween Mask Parade (at the big school)