


BOARD MEETING PACKET OCTOBER 26, 2020

Virtual Meeting – 7:00pm

WEBINAR ID 856 7990 7253*



*Our Vision:
Champion Learning –
Develop, Educate, and Inspire!*

Link to join meeting will posted at dexterschools.org/district/calendar by 4pm on 10/26

This meeting is a meeting of the Board of Education in public for the purpose of conducting the School District's business and is not to be considered a public community meeting. There is time for public participation during the meeting as indicated in the agenda below (Bylaw 0166).

BOARD MEETING AGENDA

A. CALL TO ORDER

1. Roll Call

B. MINUTES (10/12/2020)

C. APPROVAL OF AGENDA

D. SCHOOL PRESENTATION

E. ADMINISTRATION & BOARD UPDATES

1. Superintendent Update
 - a. Update on Return to Buildings and Instructional Delivery Model
 - b. Attendance Data
 - c. Dashboard Report
 - d. Data Report
2. Board President Update
3. Student Representatives Update

F. PUBLIC PARTICIPATION (up to ~30 minutes/max 5 per person)

G. CONSENT ITEMS - none

H. ACTION ITEMS

1. Reaffirm Instructional Delivery Model
2. NEOLA Resolution Regarding Virtual Meetings
3. Cancel November 2, 2020 Meeting

I. DISCUSSION ITEMS

1. Attendance Data, Dashboard Report, Data Report

J. PUBLIC PARTICIPATION (up to ~15 minutes/max 3 per person) *See above.*

K. COMMITTEE UPDATES – none

L. BOARD COMMENTS

M. INFORMATION ITEMS – none

N. CLOSED SESSION – none planned

O. ADJOURNMENT

CALENDAR

- *Monday, November 16 – 3:15pm
Finance Committee – Bates Boardroom
- *Monday, November 16 – 7:00pm
Board Meeting - Bates and via Zoom
Audit Presentation
- *Monday, December 7 – 7:00pm
Board Meeting - Bates and via Zoom

PUBLIC PARTICIPATION

Per Temporary Policy 0167.3: Those interested in making a public comment will be asked to raise their hands so the time may be divided equally. Each speaker will be asked to announce his/her name and address and indicate if he/she represents any organization or agency. No person may speak more than once on the same subject during a single meeting.

BOARD NOTES
OCTOBER 26, 2020 – VIRTUAL MEETING

A. CALL TO ORDER

1. Roll Call.

B. MEETING MINUTES

- * An appropriate motion might be, "I, _____, move that the Board of Education approve the meeting minutes from 10/12/2020 as presented/amended."

C. APPROVAL OF AGENDA

1. Approval of Agenda. Board policy provides that the Superintendent of Schools shall prepare an agenda for all Board meetings as directed by the President of the Board of Education.

- * An appropriate motion might be, "I, _____, move that the Board of Education approve the agenda as presented/amended."

D. SCHOOL PRESENTATIONS – none

E. ADMINISTRATION & BOARD UPDATES

1. Superintendent Update.
 - a. Update on Return to Buildings and Instructional Delivery Model
 - b. Attendance Data
 - c. Dashboard Report
 - d. Data Report
2. Board President Update.
3. Student Representatives Update.

F. PUBLIC PARTICIPATION (up to ~ 30 minutes/max 5 per person)

Each speaker is allotted a maximum of 5 minutes for a total of approximately 30 minutes unless otherwise notified. At this point in the meeting, those interested in making a public comment will be asked to raise their hands in the Zoom "Participants" window so the time may be divided equally. Each speaker will be asked to announce his/her name and address and indicate if he/she represents any organization or agency. No person may speak more than once on the same subject during a single meeting.

G. CONSENT ITEMS – none

H. ACTION ITEMS

1. Reaffirm Instructional Delivery Model. The State Aid Act requires each district to, at least monthly, reconfirm the method of instructional delivery and requires the district to report the student engagement data per month. Your packet includes the first Extended COVID-19 Learning Plan Reconfirmation report for review and action this evening.

BOARD NOTES
OCTOBER 26, 2020 – VIRTUAL MEETING

- * An appropriate motion might be, “I, _____, move that the Board of Education reaffirm the attached ECOL Instructional Delivery report as presented/amended.”
- 2. NEOLA Resolution Regarding Virtual Meetings. The Michigan Legislature recently passed Senate Bill 1108. On October 16, Governor Whitmer signed that bill (the “Act”) into law with immediate effect, amending certain provisions of the Open Meetings Act (OMA). It is recommended that boards of education adopt resolutions acknowledging these legal changes regarding meetings. A complete resolution is attached.
- * An appropriate motion might be, “I, _____, move that the Board of Education adopt the attached resolution regarding changes to Michigan’s Open Meeting Act.”
- 3. Cancel November 2, 2020 Meeting. Tonight’s meeting was scheduled to ensure meeting State Aid requirements regarding the Instructional Delivery Model review. At the time we scheduled it, we could not merely move the November 2 meeting because we had scheduled the financial audit for that meeting. We have subsequently moved the audit to November 16 and will be able to cover all timely items at tonight’s meeting.
- * An appropriate motion might be, “I, _____, move that the Board of Education cancel the meeting scheduled for November 2, 2020.”

I. DISCUSSION ITEMS

- 1. Data Discussion. The COVID-19 data review team met October 20th; their findings were to be discussed at an administrative meeting on October 22nd. The following topics will be discussed at this evening’s meeting:
 - a. District Dashboard
https://docs.google.com/presentation/d/1ps1Z_siniUUpssYMSe57RACg03Bwd1ApZRnd_eY55I/edit?usp=sharing
 - b. Data Review
<https://drive.google.com/file/d/1WZYjmK6x0A21U5xLQqAUv8ZW--gVJg8/view?usp=sharing>
 - c. Attendance Data
https://docs.google.com/document/d/1S-1BHxeedvhnUQmuAZPpKSOMrQbY4zugI_Lh5D2AQME/edit?usp=sharing

Please note: The documents linked are “living” (i.e., updated in real time) documents so discussion will focus on the most up-to-date numbers.

J. COMMITTEE UPDATES – none

K. PUBLIC PARTICIPATION (up to ~ 15 minutes/max 3 per person)

Each speaker is allotted a maximum of 3 minutes for a total of approximately 15 minutes unless otherwise notified. At this point in the meeting, those interested in making a public comment will be asked to raise their hands virtually so the time may be divided equally. Each speaker will be asked to

BOARD NOTES
OCTOBER 26, 2020 – VIRTUAL MEETING

announce his/her name and address and indicate if he/she represents any organization or agency. No person may speak more than once on the same subject during a single meeting.

- L. BOARD COMMENTS**
- M. INFORMATION ITEMS – none**
- N. CLOSED SESSION – none planned**
- O. ADJOURNMENT**

DEXTER COMMUNITY SCHOOLS BOARD OF EDUCATION
MEETING MINUTES – OCTOBER 12, 2020 6:00pm
Bates Boardroom and via Zoom, Webinar ID 33 1587 9691

A. CALL TO ORDER

1. Roll Call

Members Present: Elise Bruderly, Jason Gold, Mara Greatorex, Daryl Kipke (via Zoom), Dick Lundy, Barbara Read, Julie Schumaker

Members Absent: none

Student Representative: Aidan Naughton (via Zoom)

Administrative & Supervisory Staff: Sharon Raschke, Barb Santo, and Mollie Sharrar, (all via Zoom); Christopher Timmis, Hope Vestergaard

DEA Representative: Jessica Baese (via Zoom)

DESPA Representative: none

Guests (all virtual): Aisha Nambalirwa, Anna Romano, Anne Nakon, Ashley Kerns, Beau Kimmey, Brian Arnold, Briana McCoy, Craig McCalla, Crystal Zurek, Cynthia Pulford, Emily Oberg, Gurjit Sandhu, Heidi Patel, Jaime Dudash, Jami Bronson, Jennifer Kangas, Karen Touchstone, Kathy Withrow, Lauren Straub, Lynne Ertel, Maria Malaveci, Melanie Dever, Melanie McIntyre, Melanie Szawara, Nina Plasencia, Robert Bowden, Rick Munir, Ryan Bruder, Sharon Raschke, Sheetal Kothari, Tara Basso, Thom Phillips

Press: Aimee Osinski, Dexter Guardian

2. Virtual Meeting Reminder. President Julie Schumaker reminded participants that board members should not be participating in electronic messaging with other board members or community members via chat, text or e-mail during virtual public meetings.

B. MEETING MINUTES

Dick Lundy made a motion to approve the meeting minutes from 9/21/2020 as presented. Elise Bruderly seconded the motion. **Roll Call Vote. Motion Carried (unanimous).**

C. APPROVAL OF AGENDA

Mara Greatorex made a motion to approve the agenda as presented. Elise Bruderly seconded the motion. **Roll Call Vote. Motion Carried (unanimous).**

D. SCHOOL PRESENTATIONS – Diversity, Equity and Inclusion Workshop

1. In June, the Board of Education unanimously passed a resolution to Adopt Anti-Racist Principles and Practices and to Be a Culturally Responsive School District. Dr. Dorinda Carter-Andrews, Chairperson for Teacher Education at MSU, facilitated an introductory discussion to unpack that resolution and begin to identify, reflect and plan the work needed to put that resolution into action at the individual, institutional, and structural levels. The district is currently working with a researcher from Columbia University to study the experiences of minority students at Dexter Community Schools - in their words. The study involves interviews with all DCS African-American students and a randomized sample of biracial, Hispanic, Asian, and other minority students. In addition, a survey of all DCS minority students will be given along with several focus groups. The

DEXTER COMMUNITY SCHOOLS BOARD OF EDUCATION
MEETING MINUTES – OCTOBER 12, 2020 6:00pm
Bates Boardroom and via Zoom, Webinar ID 33 1587 9691

report of the findings is scheduled to be completed by December and will be used to inform the changes necessary at DCS. The next step is to schedule a second training with Dr. Carter Andrews after the election.

E. ADMINISTRATION & BOARD UPDATES

1. Superintendent Update. Dr. Timmis updated the Board on three items:
 - Return to school for Y5-grade 6 started last week and has gone pretty smoothly. One of the biggest challenges moving forward to increase in-person instruction is staffing. The District needs bus drivers, facilities staff, paraprofessionals, and food & nutrition staff. The District offers discounted tuition at Jenkins ECLC for school staff. School-aged children of employees who are Dexter students can attend daily during school hours for free.
 - The Mental Health and Social Emotional Learning team has been working on a disclosure form for student screening. That will be distributed to parents for review as soon as it is ready.
 - NWEA testing has started/is starting for Wylie and Creekside students. DEEC students will be next; it is challenging to do the testing this year but even more so for students who have never done it before and aren't familiar with the typical process.
2. Board President Update. None.
3. Student Representative Update. Aidan Naughton shared that remote school is going well for him and he has heard from others that they have settled in.

F. PUBLIC PARTICIPATION

1. Aisha Nambalirwa asked a question about supporting students who have issues or concerns.
2. Craig McCalla thanked the Board of Education for the DEI Workshop.

G. CONSENT ITEMS – none

H. ACTION ITEMS

1. Schedule Additional Board Meeting. The Board needs to meet to fulfill State Aid Act requirements each month and will need an additional October meeting to do so. There was discussion about whether the November 2nd meeting could be cancelled; the audit presentation is scheduled for that date and would need to be rescheduled. CFO Sharon Raschke will look into it. Dick Lundy made a motion that the Board of Education add a special meeting on October 26, 2020 at 7pm. Mara Greatorex seconded the motion. **Roll Call Vote. Motion Carried (unanimous).**

I. DISCUSSION ITEMS

1. Data Discussion. The Superintendent shared with the Board slides outlining the findings of the data review team meeting from October 6th. In response to questions about older grades returning, Dr. Timmis noted that the original

DEXTER COMMUNITY SCHOOLS BOARD OF EDUCATION
MEETING MINUTES – OCTOBER 12, 2020 6:00pm
Bates Boardroom and via Zoom, Webinar ID 33 1587 9691

projected date was Nov. 2 and that appears to be potentially possible based on the current data. Attendance data was not ready for this meeting due to PowerSchool upgrades and the subsequent need to update reports.

J. COMMITTEE UPDATES – none

K. PUBLIC PARTICIPATION

1. Aisha Nambalirwa asked a question about ways parent volunteers might assist with staffing issues.

L. BOARD COMMENTS

1. Mara Greatorex thanked staff for their tremendous efforts to support students and families; gave shout-outs to athletic teams and their accomplishments; reminded everyone that the drama club is doing a Robin Hood production.
2. Elise Bruderly thanked Dr. Timmis and District staff for prioritizing the equity work.
3. Julie Schumaker thanked everyone involved in the successful return to in-person learning.

At approximately 8:53pm, President Julie Schumaker adjourned the meeting.

MINUTES/hlv

Daryl Kipke
Secretary
Board of Education

**Dexter Community Schools
Extended COVID-19 Learning Plan
Reconfirmation Meeting**

Required 30 Days After Initial Plan Approval and Every Month Thereafter

Agenda:

- Reconfirm how instruction is going to be delivered during the 20/21 school year
- Public comments from parents and/or guardians on the Extended Learning Plan
- Review weekly 2-way interaction rates

Reconfirmation Meeting for October

Reconfirm instructional delivery method:
See below
Reconfirm how instruction will be delivered for each grade level:
Pre-Kindergarten: In-person with safety protocols
Elementary (Grades Y5 - 6): Home-based (full Virtual) for students and parents who selected this option. Homeroom (Hybrid) for students and parents who selected this option.
Middle School (Grades 7 - 8): All students remain virtual until the rate of daily infections decline and the infection rate declines. Once this occurs, within 1 week, building begins to phase in the Homeroom (Hybrid) students and continues to offer full online for virtual (Homebased) students.
High School (Grades 9 - 12): All students remain virtual until the rate of daily infections declines and the infection rate declines. Once this occurs, building begins to phase in the Homeroom (Hybrid) students and continues to offer full online for virtual (Homebased) students.

Reconfirm whether or not the district is offering higher levels of in-person instruction for English language learners, special education students, or other special populations:

DCS has continued to increase the in-person services for special education students (per IEPs), ELL students and other special populations.

Document Public Comments:

DCS Weekly Interaction Rates

Sec. 98a(1)(i) The district shall publicly announce its weekly interaction rates under this subdivision at each reconfirmation meeting described in subdivision (c) and make those rates accessible through the transparency reporting link located on the district's website each month.

September 28 - October 3:

<i>School</i>	Count of LastFirst	Rate of 1+ Two Ways	Rate of 2+ Two Ways
Creekside Intermediate School	480	98.96%	98.96%
Dexter Alternative School	12	91.67%	91.67%
Dexter Early Elementary Complex	643	95.65%	95.49%
Dexter High School	1152	99.48%	99.22%
Mill Creek Middle School	551	99.82%	99.82%
Wylie Elementary School	486	94.44%	93.83%
Grand Total	3324	97.95%	97.74%

October 5 - October 9

Row Labels	Count of LastFirst	Rate of 1+ Two Ways	Rate of 2+ Two Ways
Creskide Intermediate School	478	99.37%	99.37%
Dexter Alternative School	12	83.33%	83.33%
Dexter Early Elementary Complex	641	99.38%	98.91%
Dexter High School	1152	99.65%	99.65%
Mill Creek Middle School	551	100.00%	99.82%
Wylie Elementary School	485	99.79%	99.18%
(blank)			
Grand Total	3319	99.58%	99.37%

October 9 - October 16

Row Labels	Count of LastFirst	Rate of 1+ Two Ways	Rate of 2+ Two Ways
Creskide Intermediate School	478	99.16%	99.16%
Dexter Alternative School	12	0.00%	0.00%
Dexter Early Elementary Complex	639	99.22%	98.75%
Dexter High School	1152	99.13%	98.70%
Mill Creek Middle School	549	99.64%	99.64%
Wylie Elementary School	484	99.38%	98.97%
(blank)			
Grand Total	3314	98.91%	98.61%

Post to transparency link on website and provide to CEPI

Note: As of 9/30/20, the process for submitting to CEPI has not yet been identified

TO: Neola Clients in Michigan
SUBJECT: Neola Legal Counsel
RE: Resolution Regarding the Open Meetings Act
FROM: October 19, 2020

MEMORANDUM

Whereas the Open Meetings Act was recently amended to grant greater latitude with respect to electronic participation by members of the Board of Education and the public in certain circumstances; and

Whereas the Board of Education desires to utilize electronic participation, as necessary and in approved circumstances, in compliance with the law.

NOW THEREFORE, BE IT RESOLVED as follows:

The Board of Education authorizes the Superintendent to create procedures to accommodate electronic participation by Board members who are absent due to a medical condition or due to a statewide or local state of emergency declared pursuant to law or charter by the governor or local official or local governing body that would risk the personal health or safety of members of the public or the public body if the meeting were held in person. In the event of such an emergency, if the meeting location is usually held in an affected area the entire Board may participate electronically, otherwise, only members who reside in the affected area may participate electronically.

For purposes of this paragraph, medical condition means an illness, injury, disability, or other health-related condition.

Electronically may include video and/or telephonic conferencing.

A. The procedures must provide for:

1. Two-way communication;
For each member of the Board attending the meeting electronically, a public announcement at the outset of the meeting by that member, to be included in the meeting minutes, that the member is, in fact, attending the meeting electronically and, except for members who are participating electronically due to military duty, stating the county, city, township or village and state where the member is located;
2. A means by which the public is provided notice of the absence of a member and information about how to contact the member sufficiently in advance of the meeting to provide input on any business that will come before the Board.

B. Through December 31, 2020, the Board may hold its meetings electronically, in whole or in part, for any reason.

C. The Board further authorizes, from January 1, 2021, through December 31, 2021, electronic participation solely under the circumstances set out in paragraph A of this Resolution, as well as the pre-existing law requiring accommodation due to military duty. After December 31, 2021, only members requiring accommodation due to absence for military duty may participate electronically.

D. Advance notice of any meetings held electronically, in whole or in part, shall be posted on the District's website either on the homepage or on a separate web page dedicated to public notices for

non-regularly scheduled or electronic public meetings through a prominent and conspicuous link on the homepage. This notice must be posted at least eighteen (18) hours before the meeting begins. Notice of a meeting held electronically must explain as follows:

1. Why the Board is meeting electronically;
 2. How members of the public may participate in the meeting electronically, including provision of the specific telephone number, internet address, or both needed to participate;
 3. How members of the public may contact members of the Board to provide input or ask questions on any business that will come before the Board at the meeting;
 4. How persons with disabilities may participate in the meeting.
- E. If an agenda exists for an electronic meeting held under this resolution, the Board shall post the agenda on the website at least two (2) hours before the meeting begins. This does not prohibit subsequent amendment of the agenda at the meeting.
- F. Members of the public who are participating electronically or in person shall not be required to register, other than as required by the bylaws to participate in public comment.
- G. Members of the public will not be allowed to participate in any closed sessions during meetings held electronically, in whole or in part, and all prior laws and bylaws relating to closed sessions continue to apply.

NOW, BE IT FURTHER RESOLVED that execution of this Resolution is conclusive evidence of the Board of Education's approval of this action and of the authority granted herein.

Adopted and approved this 26th day of October, 2020.

Dexter Community Schools Board of Education

Aye Votes: _____

Nay Votes: _____

DCS Weekly Interaction Rates

Sec. 98a(1)(i) The district shall publicly announce its weekly interaction rates under this subdivision at each reconfirmation meeting described in subdivision (c) and make those rates accessible through the transparency reporting link located on the district's website each month.

September 28 - October 3:

School	Count of LastFirst	Rate of 1+ Two Ways	Rate of 2+ Two Ways
Creekside Intermediate School	480	98.96%	98.96%
Dexter Alternative School	12	91.67%	91.67%
Dexter Early Elementary Complex	643	95.65%	95.49%
Dexter High School	1152	99.48%	99.22%
Mill Creek Middle School	551	99.82%	99.82%
Wylie Elementary School	486	94.44%	93.83%
Grand Total	3324	97.95%	97.74%

October 5 - October 9

Row Labels	Count of LastFirst	Rate of 1+ Two Ways	Rate of 2+ Two Ways
Creekside Intermediate School	478	99.37%	99.37%
Dexter Alternative School	12	83.33%	83.33%
Dexter Early Elementary Complex	641	99.38%	98.91%
Dexter High School	1152	99.65%	99.65%
Mill Creek Middle School	551	100.00%	99.82%
Wylie Elementary School	485	99.79%	99.18%
(blank)			
Grand Total	3319	99.58%	99.37%

October 9 - October 16

Row Labels	Count of LastFirst	Rate of 1+ Two Ways	Rate of 2+ Two Ways
Creekside Intermediate School	478	99.16%	99.16%
Dexter Alternative School	12	0.00%	0.00%
Dexter Early Elementary Complex	639	99.22%	98.75%
Dexter High School	1152	99.13%	98.70%
Mill Creek Middle School	549	99.64%	99.64%
Wylie Elementary School	484	99.38%	98.97%
(blank)			
Grand Total	3314	98.91%	98.61%

DCS CLOSE CONTACT PROCEDURES

2

1. DCS will follow all guidelines issued by the Washtenaw County Health Department.
2. A “close contact” is an individual who was within 6 feet of a positive case for 15 minutes or more (with or without a mask).
3. Close contacts are excluded from school (quarantined) for 14 calendar days from the last date of exposure.
4. Information about specific cases, whether **close contact** or **positive**, is kept strictly confidential.



DCS POSITIVE CASE PROCEDURES

3

1. DCS will follow all guidelines issued by the Washtenaw County Health Department.
2. A “positive case” is an individual who has tested positive for COVID-19.
3. Positive cases are excluded from school until **all 3** of the following are true:
 - 10 days have passed since symptoms first appeared;
 - 24 hours have passed with no fever (without the use of fever-reducing medications);
 - Other symptoms of COVID-19 are improving (loss of taste and smell may persist for weeks or months after recovery and need not delay the end of isolation).
4. Information about specific cases, whether close contact or positive, is kept strictly confidential between the students, families, health department, and district.



*None of these students have been in the buildings or in activities

WEEK OF October 12, 2020

DEXTER COMMUNITY SCHOOLS

7

	# of students	#of staff	# of students	# of staff
SCHOOL	confirmed positive	confirmed positive	in quarantine	in quarantine
Anchor	0	0	0	0
Beacon	0	0	1*	0
Wylie	0	0	1*	0
Creekside	0	0	1	0
Mill Creek	0	0	0	0
DHS	0	0	1	0
Other	0	0	0	1
Total to Date	1	0	n/a	n/a



*The positive case has not physically attended the building.

WEEK OF October 19, 2020

DEXTER COMMUNITY SCHOOLS

8

	# of students	#of staff	# of students	# of staff
SCHOOL	confirmed positive	confirmed positive	in quarantine	in quarantine
Anchor	0	0	1	0
Beacon	0	0	3	0
Wylie	0	0	0	0
Creekside	1*	0	2	0
Mill Creek	0	0	1	0
DHS	0	0	1	0
Other	0	0	0	0
Total to Date	2	0	n/a	n/a

No cases are related to exposures at school or require further action according to the health department.



DEXTER COMMUNITY SCHOOLS

Champion Learning:
Develop, Educate, and Inspire!

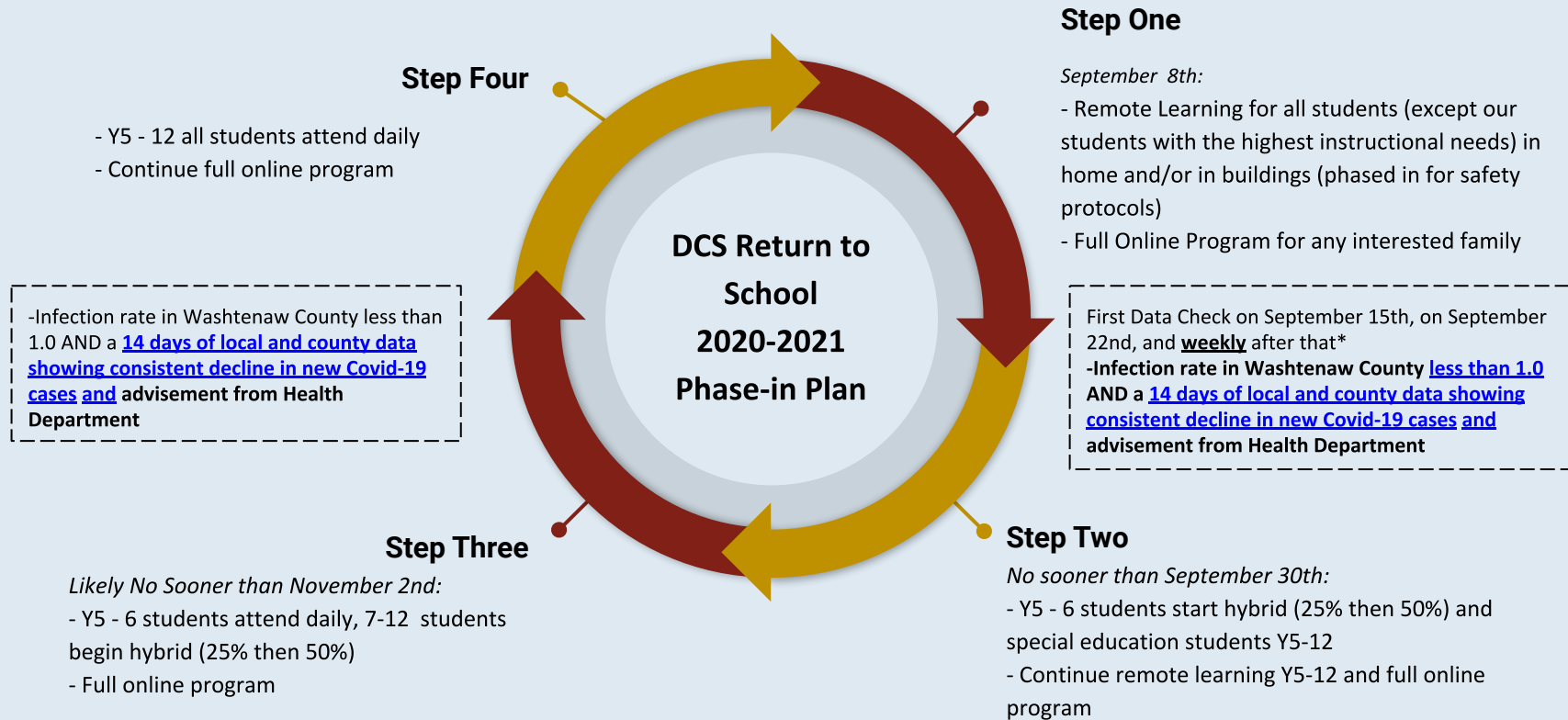


2020-2021
Data Review
October 20, 2020

EXCERPTED FOR DISCUSSION; FULL DOC IS HERE: https://drive.google.com/file/d/1WZYjmK6x0A21U5xLQqAUv8ZW--gVJg_8/view?usp=sharing

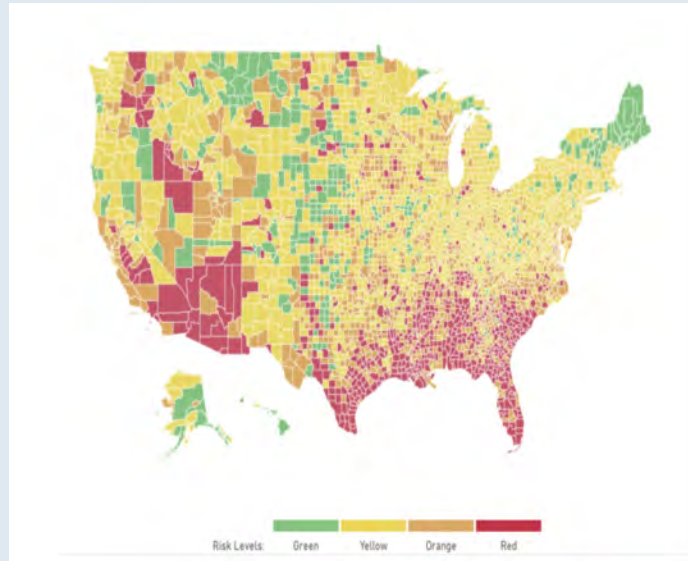
Phase 4 Goal of Homeroom Option = 100% Face-to-Face Learning Offered to Any Interested Family

Note: If the data shows we can open quicker, then we will revise the plan



*The data will be reviewed by a subcommittee of the Return to School Planning Team (RTSPT) who will make a recommendation to the full RTSPT. The RTSPT will make a recommendation to the Superintendent and the Board of Education.

Harvard Global Health Institute - [Path to Zero for Schools Recommendations](#)



Risk Levels	Strategy for Pandemic Resilient Teaching and Learning
Red	Stay-at-home orders in place; all learning remote for all learners; districts, states, and federal government invests in remote learning.
Orange	<p>1st priority for re-opening: Grades preK-5 and in-person special education services at grade levels preK-8 open if conditions for pandemic resilient teaching and learning spaces can be achieved at scale; districts, states, and federal government invest in healthy buildings and healthy classrooms; in the absence of conditions for pandemic resilient teaching and learning spaces, schools continue with remote learning.</p> <p>2nd priority for re-opening: Grades 6-8 and in-person special education services at grade levels 9-12 open if conditions for pandemic resilient teaching and learning spaces can be achieved at scale; districts, states, and federal government invest in healthy buildings and healthy classrooms; in the absence of conditions for pandemic resilient teaching and learning spaces, schools continue with remote learning.</p> <p>Not a priority for re-opening: Grades 9-12 maintain remote learning for all learners; districts, states, and federal government invest in remote learning.</p>
Yellow	<p>1st priority for re-opening: Grades preK-5 and in-person special education services at grade levels preK-8 open if conditions for pandemic resilient teaching and learning spaces can be achieved at scale; districts, states, and federal government invest in healthy buildings and healthy classrooms; in the absence of conditions for pandemic resilient teaching and learning spaces, schools continue with remote learning.</p> <p>2nd priority for re-opening: Grades 6-8 and in-person special education services at grade levels 9-12 open if conditions for pandemic resilient teaching and learning spaces can be achieved at scale; districts, states, and federal government invest in healthy buildings and healthy classrooms; in the absence of conditions for pandemic resilient teaching and learning spaces, schools continue with remote learning. In-person opportunities for special needs students at grade-levels preK-8 are also included.</p> <p>3rd priority for re-opening: If sufficient pandemic resilient learning space is available AFTER allocation to K-8, grades 9-12 open on a hybrid schedule, with only a subset of students on campus at any particular point of time to facilitate de-densification; districts, states, and federal government invest in healthy buildings and healthy classrooms AND in remote learning.</p>
Green	All schools open if conditions for pandemic resilient teaching and learning spaces can be achieved at scale; districts, states, and federal government invest in healthy buildings and healthy classrooms

Data Sources Used:

- https://covidactnow.org/us/mi/county/washtenaw_county?s=1006211
- <https://campusblueprint.umich.edu/dashboard/>
- <https://covid.cdc.gov/covid-data-tracker/#cases>
- <https://www.washtenaw.org/3108/Cases>
- <https://coronavirus.1point3acres.com/en>
- <https://www.mistartmap.info/>
- <https://globalepidemics.org/key-metrics-for-covid-suppression/>

Data Review October 6th

WEEK OF October 5, 2020

DEXTER COMMUNITY SCHOOLS

6

	# of students	#of staff	# of students	# of staff
SCHOOL	confirmed positive	confirmed positive	in quarantine	in quarantine
Anchor	0	0	0	0
Beacon	0	0	0	0
Wylie	0	0	0	0
Creekside	0	0	0	0
Mill Creek	0	0	0	0
DHS	0	0	0	0
Other	0	0	0	0



The Data Points 10-5-2020

Washtenaw County, MI



COVID RISK LEVEL

Slow disease growth

COVID in Washtenaw County is spreading in a slow and controlled fashion, and Washtenaw County's COVID preparedness meets international standards.

NEW FEATURE

Explore COVID Trends. View raw case, death, and hospitalization data for Washtenaw County and compare it against other locations in our new Trends chart.

[Learn more](#)

DAILY NEW CASES

9.0 PER 100K

COVID not contained, but at low levels

INFECTION RATE

1.09

COVID is still spreading, but slowly

POSITIVE TEST RATE

1.9%

Indicates widespread testing

ICU HEADROOM USED

6%

Can likely handle a new wave of COVID

Beta

TRACERS HIRED

Unknown

Insufficient data to assess

Beta

Updated September 28, 2020 - County data is currently in beta. Because counties don't report hospitalizations, our forecasts may not be as accurate. See something wrong? [Email us](#).

Washtenaw County, MI



COVID RISK LEVEL

At risk of outbreak

Washtenaw County is at risk of an outbreak. COVID cases are either increasing at a rate likely to overwhelm hospitals and/or the state's COVID preparedness is below international standards.

NEW FEATURE

Explore COVID Trends. View raw case, death, and hospitalization data for Washtenaw County and compare it against other locations in our new Trends chart.

[Learn more](#)

DAILY NEW CASES

12.6 PER 100K

Very large number of new cases

INFECTION RATE

1.11

Active cases are rapidly increasing

POSITIVE TEST RATE

2.1%

Indicates widespread testing

ICU HEADROOM USED

8%

Can likely handle a new wave of COVID

Beta

TRACERS HIRED

Unknown

Insufficient data to assess

Beta

Updated October 5, 2020 - County data is currently in beta. Because counties don't report hospitalizations, our forecasts may not be as accurate. See something wrong? [Email us](#).

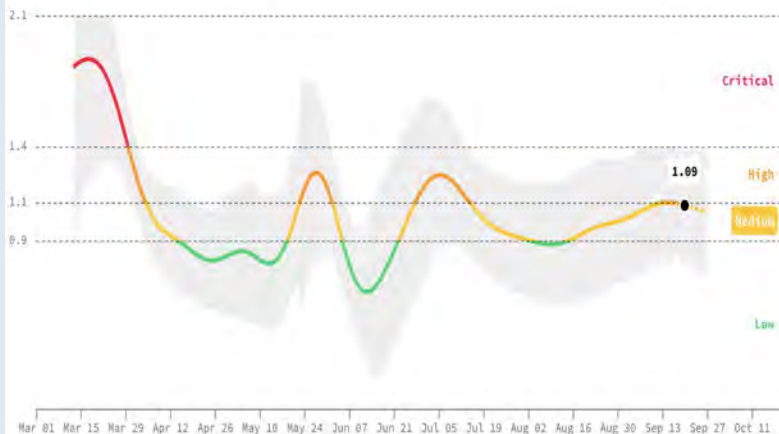
Data Review 10-5-2020

Infection rate

WASHTENAW COUNTY, MICHIGAN

Save Share

On average, each person in Washtenaw County, Michigan with COVID is infecting 1.09 other people. Because this number is around 1.0, it means that COVID continues to spread, but in a slow and controlled fashion.



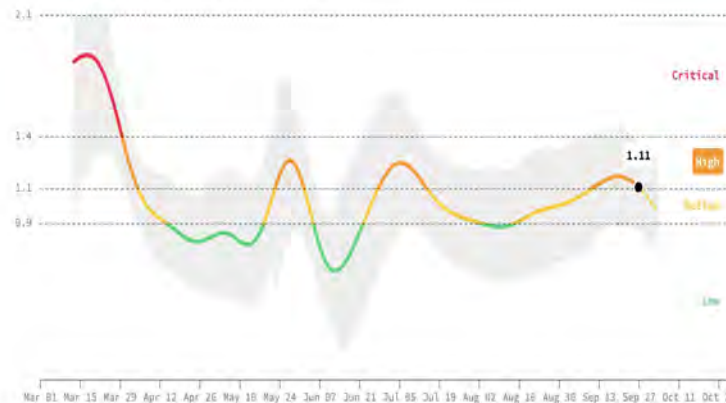
Last updated 9/28/2020. Each data point is a 14-day weighted average. We present the most recent seven days of data as a dashed line, as data is often revised by states several days after reporting. Learn more about [our methodology](#) and [our data sources](#).

Infection rate

WASHTENAW COUNTY, MICHIGAN

Save Share

On average, each person in Washtenaw County, Michigan with COVID is infecting 1.11 other people. As such, the total number of active cases in Washtenaw County, Michigan is growing at an unsustainable rate. If this trend continues, the hospital system may become overloaded. Caution is warranted.



Last updated 10/5/2020. Each data point is a 14-day weighted average. We present the most recent seven days of data as a dashed line, as data is often revised by states several days after reporting. Learn more about [our methodology](#) and [our data sources](#).

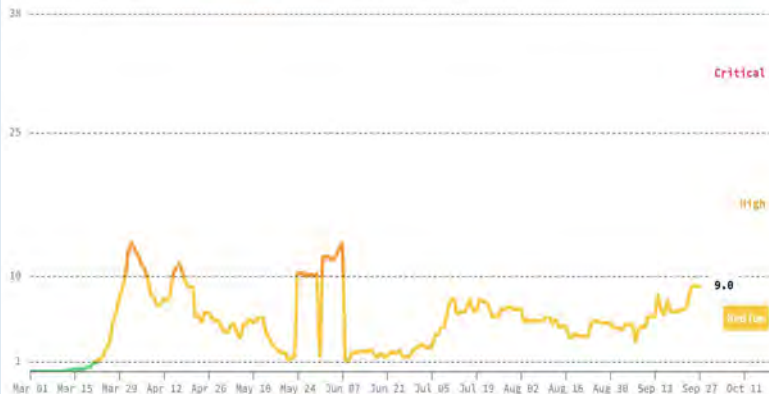
Data Review 10-5-2020

Daily new cases per 100k population

WASHTENAW COUNTY, MICHIGAN

Save Share

Over the last week, Washtenaw County, Michigan has averaged 33 new confirmed cases per day (9.0 for every 100,000 residents). Over the next year, this translates to around 12,000 cases and an [estimated](#) 60,000 infections (16.4% of the population).



Last updated 9/28/2020. Our risk levels for daily new cases are based on the ["Key Metrics for Covid Suppression"](#) by Harvard Global Health Institute and others.

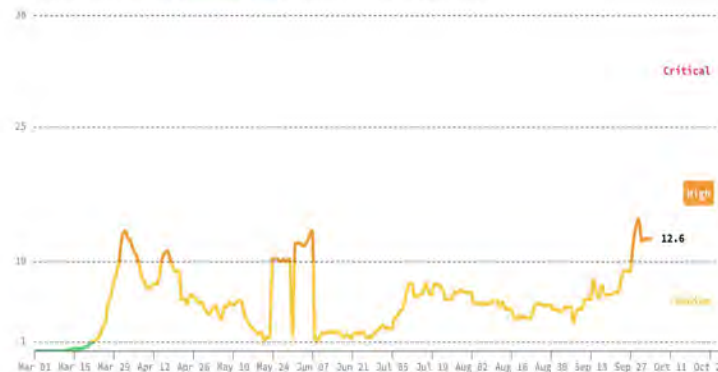
When estimating the number of people who will become infected in the course of a year, we rely on the [CDC's estimate](#) that confirmed cases represent as few as 10% of overall infections. Learn more about [our methodology](#) and [our data sources](#).

Daily new cases per 100k population

WASHTENAW COUNTY, MICHIGAN

Save Share

Over the last week, Washtenaw County, Michigan has averaged 46 new confirmed cases per day (12.6 for every 100,000 residents). Over the next year, this translates to around 17,000 cases and an [estimated](#) 84,000 infections (22.9% of the population).



Last updated 10/5/2020. Our risk levels for daily new cases are based on the ["Key Metrics for Covid Suppression"](#) by Harvard Global Health Institute and others.

When estimating the number of people who will become infected in the course of a year, we rely on the [CDC's estimate](#) that confirmed cases represent as few as 10% of overall infections. Learn more about [our methodology](#) and [our data sources](#).

Data Review 10-5-2020

Confirmed and Probable COVID-19 Cases in Washtenaw County Residents by Zip Code
(as of 9/24), updated weekly

Zip code of Residence	Lab-Confirmed Cases	Probable Cases	% of population who are confirmed or probable	Confirmed Cases in last two weeks (as of 9/24)
48103	301	59	0.65%	22
48104	362	65	1.00%	85
48105	182	28	0.58%	17
48108	196	24	0.79%	14
48109	92	30		71
48118	98	14	0.84%	10
48130	102	15	0.74%	9
48137	4	1	0.35%	
48158	30	6	0.47%	2
48160	52	11	0.64%	3
48167	25	0	1.71%	7
48168	7	0	0.49%	1
48169	3	0	0.29%	1
48170	10	5	0.74%	
48176	182	21	0.88%	5
48178	10	1	0.49%	1
48189	64	7	0.94%	4
48190/48191	31	8	0.92%	
48197	732	111	1.28%	37
48198	586	84	1.68%	22
49236	6	2	1.22%	
49240	4	0	0.49%	
Unknown	9	7		5
Washtenaw Overall	3091	505	0.98%	316

Note: Cases within State and Federal correctional institutes are not included in Washtenaw County counts by zip code.

Confirmed and Probable COVID-19 Cases in Washtenaw County Residents by Zip Code
(as of 10/1), updated weekly

Zip code of Residence	Lab-Confirmed Cases	Probable Cases	% of population who are confirmed or probable	Confirmed Cases in last two weeks (as of 10/1)
48103	308	59	0.66%	21
48104	536	84	1.41%	225
48105	187	28	0.60%	11
48108	200	24	0.81%	7
48109	174	20		128
48111	1	1	0.92%	
48118	98	15	0.85%	10
48130	104	15	0.75%	3
48137	4	1	0.35%	
48158	32	6	0.51%	3
48160	52	11	0.65%	3
48167	25	2	1.85%	5
48168	7	1	0.56%	1
48169	4	1	0.48%	1
48170	10	5	0.74%	
48176	190	22	0.91%	9
48178	11	1	0.53%	2
48189	66	7	0.96%	4
48190/48191	31	9	0.95%	
48197	756	113	1.32%	41
48198	590	85	1.69%	17
49236	6	2	1.22%	
49240	4	0	0.49%	
Unknown	9	7		2
Washtenaw Overall	3412	501	1.06%	493

Note: Cases within State and Federal correctional institutes are not included in Washtenaw County counts by zip code.

Data Review 10-5-2020

Lab-Confirmed COVID-19 cases in Washtenaw County by Age Group (as of 9/24), updated weekly

Age Group	% of cases	% of hospitalized	% of deaths
0 - 17 years	6%	<1%	0%
18 - 24 years	26%	2%	0%
25 - 39 years	21%	7%	0%
40 - 49 years	11%	10%	1%
50 - 59 years	12%	16%	3%
60- 69 years	10%	21%	13%
70 - 79 years	8%	21%	28%
80+ years	6%	24%	55%

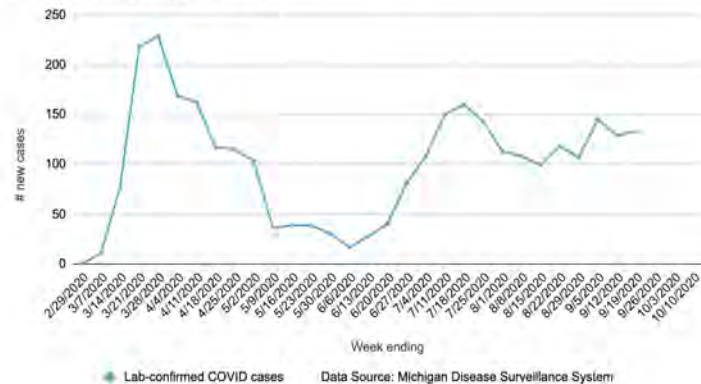
Lab-Confirmed COVID-19 cases in Washtenaw County by Age Group (as of 10/1), updated weekly

Age Group	% of cases	% of hospitalized	% of deaths
0 - 17 years	7%	<1%	0%
18 - 24 years	31%	2%	0%
25 - 39 years	19%	7%	0%
40 - 49 years	11%	11%	1%
50 - 59 years	12%	16%	4%
60- 69 years	9%	21%	13%
70 - 79 years	6%	21%	28%
80+ years	5%	24%	57%

Data Review 10-5-2020

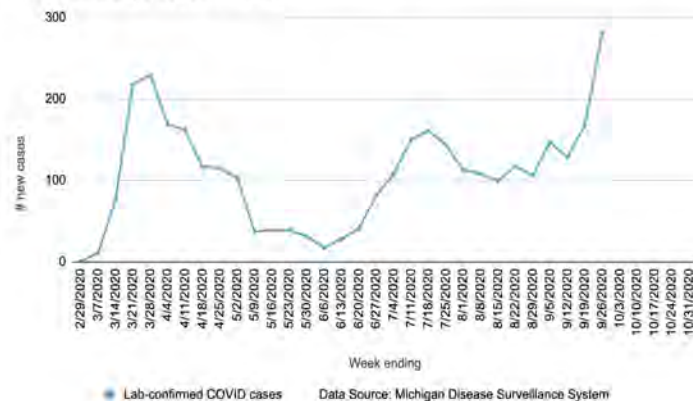
New Confirmed COVID-19 Cases in Washtenaw County Residents (by Symptom Onset Week)* (as of 9/24), updated weekly

Washtenaw County 2020 (total N = 3091)



New Confirmed COVID-19 Cases in Washtenaw County Residents (by Symptom Onset Week)* (as of 10/1), updated weekly

Washtenaw County 2020 (total N = 3412)



Data Review 10-5-2020

Department and are noted in light blue, for cases from August 13 forward. Data is refreshed as it becomes available and excludes Michigan Medicine employees. Data is for the Ann Arbor campus and begins March 8, 2020.

Click to Change Display

Show Campus Totals
Show Student v Non-Student Data

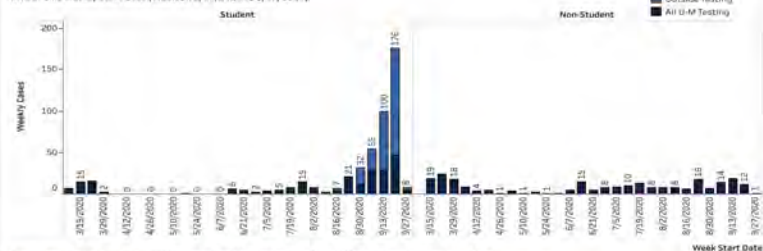
Select Weeks to Display

(All)

Non-student data represents faculty, staff and alumni tested through UHS or OHS. This may include employees working remotely.

Onset Date of Cases, by Week

Axis shows weekly start date (Week of: 3/10/2020 to 9/27/2020)



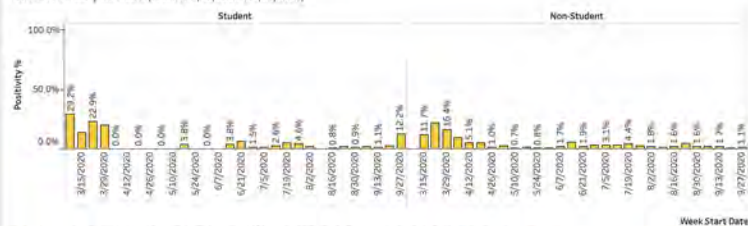
Cases identified by UHS, OHS, CSTP, Athletics and county health officials (County health department data is included for cases from August 13 forward). Additional cases identified by county health officials are noted in light blue. Data sources are detailed here: [https://campusboard.umich.edu/webpage/about-the-link/](#)

Residence Halls with Confirmed Cases

This data represents campus testing for clinical care and surveillance through University Health Service, Occupational Health Services, the Athletic Department, and the Community Sampling and Tracking Program. These calculations do not include additional cases identified by the Washtenaw County Health Department.

Positivity by Week (Percent of tests with a positive result.)

Axis shows weekly start date (Week of: 3/10/2020 to 9/27/2020)



Includes data from testing performed by UHS, OHS, Athletics or CSTP. Data sources are detailed here: [https://campusboard.umich.edu/webpage/about-the-link/](#)

Click to Change Display

Show Campus Totals
Show Student v Non-Student Data

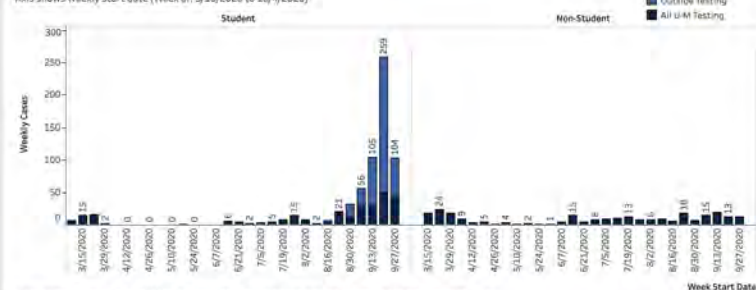
Select Weeks to Display

(All)

Non-student data represents faculty, staff and alumni tested through UHS or OHS. This may include employees working remotely.

Onset Date of Cases, by Week

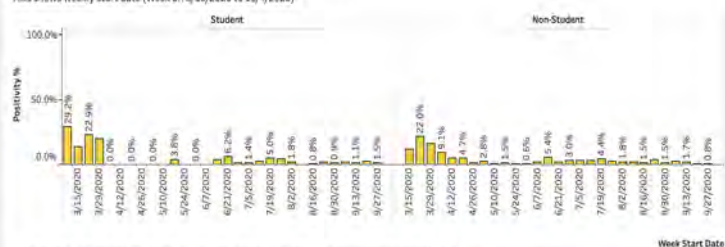
Axis shows weekly start date (Week of: 3/10/2020 to 10/4/2020)



Cases identified by UHS, OHS, CSTP, Athletics and county health officials (County health department data is included for cases from August 13 forward). Additional cases identified by county health officials are noted in light blue. Data sources are detailed here: [https://campusboard.umich.edu/webpage/about-the-link/](#)

Positivity by Week (Percent of tests with a positive result.)

Axis shows weekly start date (Week of: 3/10/2020 to 10/4/2020)



Includes data from testing performed by UHS, OHS, Athletics or CSTP. Data sources are detailed here: [https://campusboard.umich.edu/webpage/about-the-link/](#)

Data Review 10-5-2020

Data on 10/1/2020

Two-week Snapshot (Confirmed cases diagnosed from 9/10 to 9/24, updated weekly)

Number of cases	316
Weekly test positivity rate (from MI Safe Start)	1.6%
% hospitalized	2%
Number of Deaths	1
% Asian	3%
% Black or African American	10%
% White	71%
% Other or Unknown Race	11%
% Hispanic or Latino (all races)	5%
% High-risk congregate residents (nursing homes, correctional facilities, homeless shelters)	0%
% 0 to 9 years	1%
% 10 to 17 years	4%
% 18 to 22 years	63%
% 23 to 29 years	9%
% Over 65 years	3%

Two-week Snapshot (Confirmed cases diagnosed from 9/17 to 10/1, updated weekly)

Number of cases	493
Weekly test positivity rate (from MI Safe Start)	2.0%
% hospitalized	1%
Number of Deaths	1
% Asian	2%
% Black or African American	5%
% White	80%
% Other or Unknown Race	13%
% Hispanic or Latino (all races)	5%
% High-risk congregate residents (nursing homes, correctional facilities, homeless shelters)	0%
% 0 to 9 years	0.2%
% 10 to 17 years	1%
% 18 to 22 years	78%
% 23 to 29 years	5%
% Over 65 years	3%

Two-week Snapshot (Confirmed cases diagnosed from 9/17 to 10/1, updated weekly)

Note: This snapshot is intended to provide information on areas of highest risk/concern.

Number of cases	493
Weekly test positivity rate (from MI Safe Start)	2.0%
% hospitalized	1%
Number of Deaths	1
% Asian	2%
% Black or African American	5%
% White	80%
% Other or Unknown Race	13%
% Hispanic or Latino (all races)	5%
% High-risk congregate residents (nursing homes, correctional facilities, homeless shelters)	0%
% 0 to 9 years	0.2%
% 10 to 17 years	2%
% 18 to 22 years	78%
% 23 to 29 years	5%
% Over 65 years	3%

The Data Points (10-5-2020)

Summary of Data Review Meeting 10/5/2020:

- Continue to move forward with Y5-6 hybrid. Do not consider full-time Y5-6 at this time.
- Not ready to begin phase-in for 7-12. Review again next week.

Data Review October 12th

WEEK OF October 12, 2020

DEXTER COMMUNITY SCHOOLS

7

SCHOOL	# of students	#of staff	# of students	# of staff
	confirmed positive	confirmed positive	in quarantine	in quarantine
Anchor	0	0	0	0
Beacon	0	0	1*	0
Wylie	0	0	1*	0
Creekside	0	0	1	0
Mill Creek	0	0	0	0
DHS	0	0	0	0
Other	0	0	0	1

*None of these students have been in the buildings or in activities

The Data Points 10-13-2020

Washtenaw County, MI



COVID RISK LEVEL

At risk of outbreak

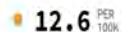
Washtenaw County is at risk of an outbreak. COVID cases are either increasing at a rate likely to overwhelm hospitals and/or the state's COVID preparedness is below international standards.



NEW FEATURE

Explore COVID Trends. View raw case, death, and hospitalization data for Washtenaw County and compare it against other locations in our new Trends chart. [See it >>>](#)

DAILY NEW CASES



12.6 PER 100K

Very large number of new cases.

INFECTION RATE



1.11

Active cases are rapidly increasing

POSITIVE TEST RATE



2.1%

Indicates widespread testing

ICU HEADROOM USED



8%

Can likely handle a new wave of COVID.

Beta

TRACERS HIRED



Unknown

Insufficient data to assess

Beta

Updated October 5, 2020 - County data is currently in beta. Because counties don't report hospitalizations, our forecasts may not be as accurate. See something wrong? [Email us](#).

Washtenaw County, MI



COVID RISK LEVEL

Slow disease growth


COVID in Washtenaw County is spreading in a slow and controlled fashion, and Washtenaw County's COVID preparedness meets international standards.



NEW FEATURE

Explore COVID Trends. View raw case, death, and hospitalization data for Washtenaw County and compare it against other locations in our new Trends chart. [See it >>>](#)

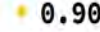
DAILY NEW CASES



9.0 PER 100K

COVID not contained, but at low levels

INFECTION RATE



0.90

COVID is still spreading, but slowly

POSITIVE TEST RATE



1.7%

Indicates widespread testing

ICU HEADROOM USED



13%

Can likely handle a new wave of COVID

Beta

TRACERS HIRED



Unknown

Insufficient data to assess

Beta

Updated October 12, 2020 - County data is currently in beta. Because counties don't report hospitalizations, our forecasts may not be as accurate. See something wrong? [Email us](#).

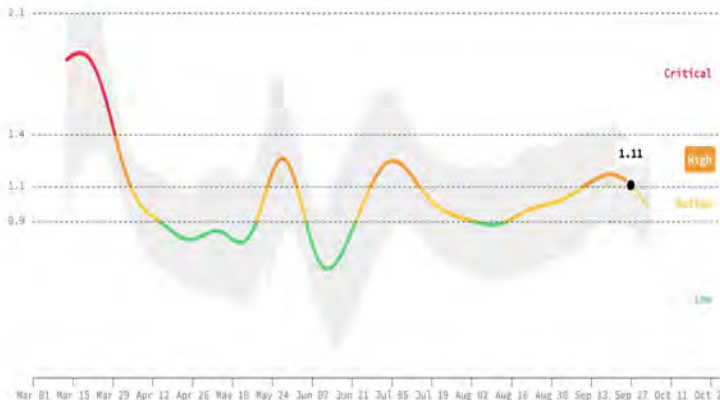
Data Review 10-13-2020

Infection rate

WASHTENAW COUNTY, MICHIGAN

Save Share

On average, each person in Washtenaw County, Michigan with COVID is infecting 1.11 other people. As such, the total number of active cases in Washtenaw County, Michigan is growing at an unsustainable rate. If this trend continues, the hospital system may become overloaded. Caution is warranted.



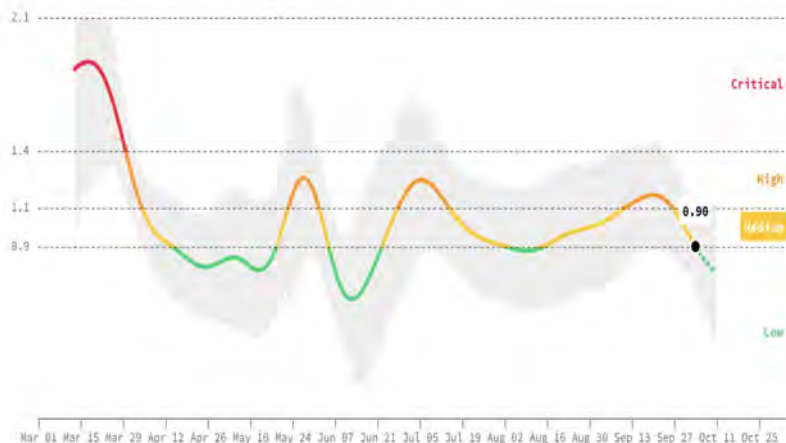
Last updated 10/5/2020. Each data point is a 14-day weighted average. We present the most recent seven days of data as a dashed line, as data is often revised by states several days after reporting. Learn more about [our methodology](#) and [our data sources](#).

Infection rate

WASHTENAW COUNTY, MICHIGAN

Save Share

On average, each person in Washtenaw County, Michigan with COVID is infecting 0.90 other people. Because this number is around 1.0, it means that COVID continues to spread, but in a slow and controlled fashion.



Last updated 10/12/2020. Each data point is a 14-day weighted average. We present the most recent seven days of data as a dashed line, as data is often revised by states several days after reporting. Learn more about [our methodology](#) and [our data sources](#).

Data Review 10-13-2020

Confirmed and Probable COVID-19 Cases in Washtenaw County Residents by Zip Code
(as of 10/1), updated weekly

Zip code of Residence	Lab-Confirmed Cases	Probable Cases	% of population who are confirmed or probable	Confirmed Cases in last two weeks (as of 10/1)
48103	308	59	0.66%	21
48104	536	64	1.41%	225
48105	187	28	0.60%	11
48108	200	24	0.81%	7
48109	174	20		128
48111	1	1	0.92%	
48118	98	15	0.85%	10
48130	104	15	0.75%	3
48137	4	1	0.35%	
48158	32	6	0.51%	3
48160	52	11	0.65%	3
48167	25	2	1.85%	5
48168	7	1	0.56%	1
48169	4	1	0.48%	1
48170	10	5	0.74%	
48176	190	22	0.91%	9
48178	11	1	0.53%	2
48189	66	7	0.98%	4
48190/48191	31	9	0.95%	
48197	756	113	1.32%	41
48198	590	85	1.69%	17
49236	6	2	1.22%	
49240	4	0	0.49%	
Unknown	9	7		2
Washtenaw Overall	3412	501	1.06%	493

Note: Cases within State and Federal correctional institutes are not included in Washtenaw County counts by zip code.

Confirmed and Probable COVID-19 Cases in Washtenaw County Residents by Zip Code
(as of 10/8), updated weekly

Zip code of Residence	Total Lab-Confirmed Cases	Probable Cases	% of population who are confirmed or probable	Confirmed Cases in last two weeks (as of 10/8) *included in total
48103	319	65	0.69%	19
48104	647	76	1.70%	267
48105	191	29	0.61%	8
48108	204	24	0.82%	7
48109	200	25		93
48111	1	1		1
48118	102	15	0.88%	5
48130	105	15	0.76%	3
48137	4	1	0.35%	
48158	37	7	0.59%	6
48160	55	11	0.68%	4
48167	25	2	1.85%	2
48168	8	1	0.64%	2
48169	4	1	0.48%	1
48170	11	5	0.79%	1
48176	193	22	0.93%	12
48178	11	1	0.53%	1
48189	70	7	1.02%	8
48190/48191	31	9	0.95%	
48197	773	117	1.35%	41
48198	600	89	1.72%	15
49236	6	2	1.22%	
49240	4	0	0.49%	
Unknown	14	13		1
Washtenaw Overall	3618	538	1.13%	497

Note: Cases within State and Federal correctional institutes are not included in Washtenaw County counts by zip code.

Data Review 10-12-2020

Lab-Confirmed COVID-19 cases in Washtenaw County by Age Group (as of 10/1), updated weekly

Age Group	% of cases	% of hospitalized	% of deaths
0 - 17 years	7%	<1%	0%
18 - 24 years	31%	2%	0%
25 - 39 years	19%	7%	0%
40 - 49 years	11%	11%	1%
50 - 59 years	12%	16%	4%
60- 69 years	9%	21%	13%
70 - 79 years	6%	21%	28%
80+ years	5%	24%	57%

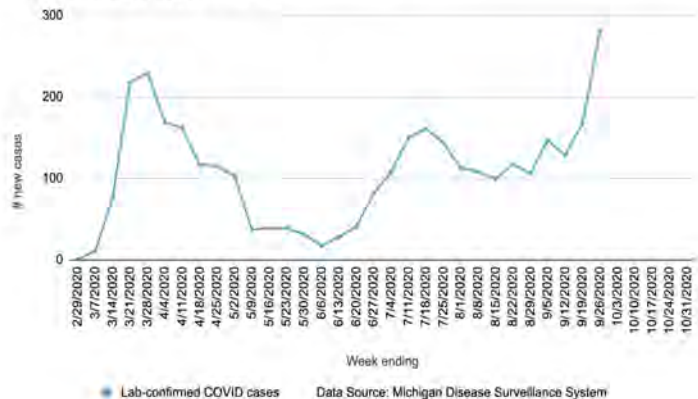
Lab-Confirmed COVID-19 cases in Washtenaw County by Age Group (as of 10/8), updated weekly

Age Group	% of cases	% of hospitalized	% of deaths
0 - 17 years	5%	<1%	0%
18 - 24 years	34%	1.7%	0%
25 - 39 years	19%	7%	0%
40 - 49 years	10%	10%	1%
50 - 59 years	11%	16%	4%
60- 69 years	9%	20%	13%
70 - 79 years	7%	21%	28%
80+ years	6%	23%	54%

Data Review 10-13-2020

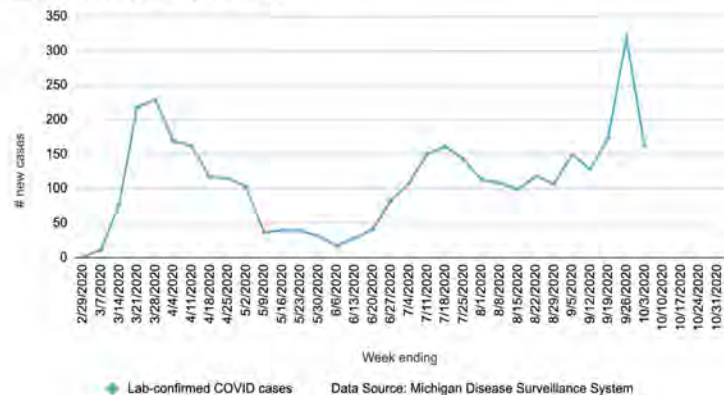
New Confirmed COVID-19 Cases in Washtenaw County Residents (by Symptom Onset Week)* (as of 10/1), updated weekly

Washtenaw County 2020 (total N = 3412)

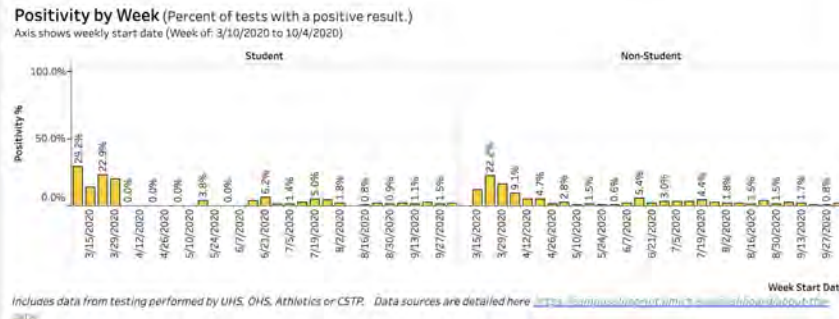
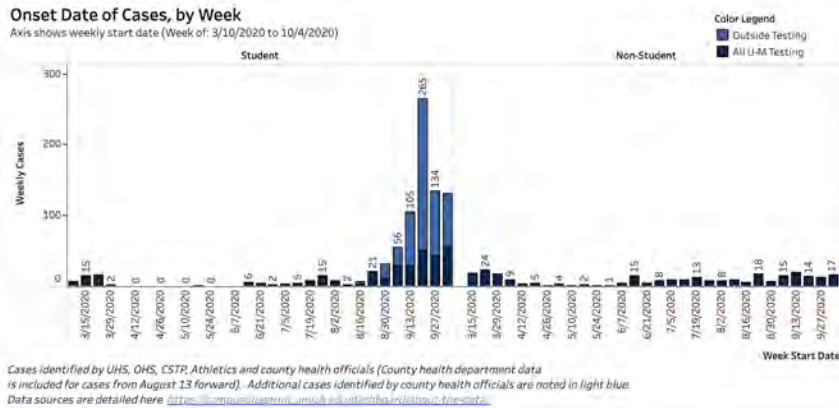
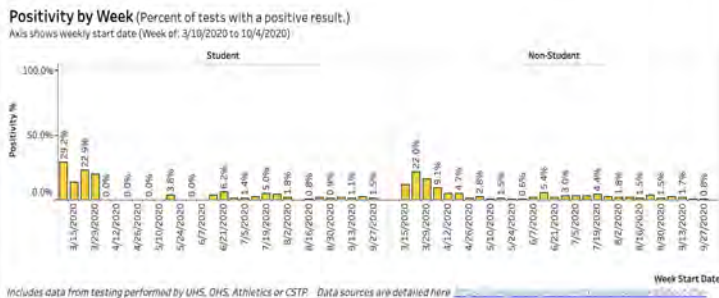
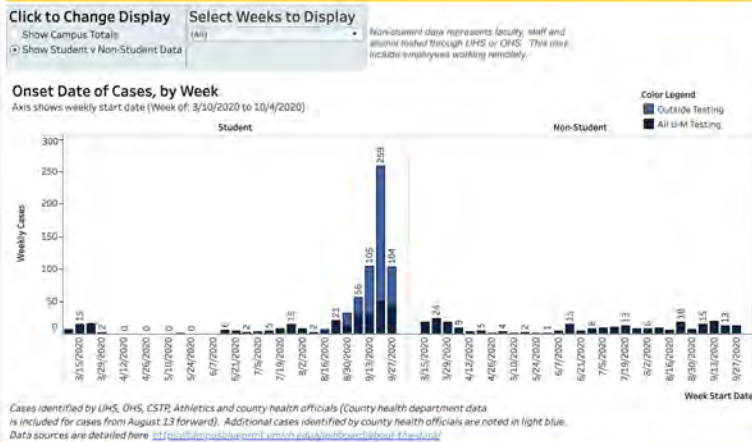


New Confirmed COVID-19 Cases in Washtenaw County Residents (by Symptom Onset Week)* (as of 10/8), updated weekly

Washtenaw County 2020 (total N = 3618)



Data Review 10-13-2020



Data Review 10-13-2020

COVID-19 Two-week Snapshot - Washtenaw County, MI (9/17/20 to 10/1/20)

Note: This Snapshot is updated weekly on Thursdays. It is intended to provide information on areas of highest risk/concern. View cumulative data and the most updated information here: <https://www.washtenaw.org/3108/Cases>

Confirmed Washtenaw County resident cases diagnosed from 9/17 to 10/1

Number of cases	493
Weekly test positivity rate (from MI Safe Start)	2.0%
% hospitalized	1%
Number of deaths	1
% Asian	2%
% Black or African American	5%
% White	80%
% Other or Unknown Race	13%
% Hispanic or Latino (all races)	5%
% High-risk congregate residents (nursing homes, correctional facilities, homeless shelters)	0%
% 0 to 9 years	0.2%
% 10 to 17 years	2%
% 18 to 22 years	78%
% 23 to 29 years	5%
% 30 to 64 years	12%
% Over 65 years	3%

Notes

- The information in these charts are provisional and subject to change. Use care interpreting.
- Numbers for recent weeks may look low for several reasons, including pending test results or delayed symptom onset information.
- "Confirmed cases" indicates individuals who have been tested and have received a laboratory-confirmed positive result.
- College students living locally are included in Washtenaw County case counts.



Confirmed COVID-19 Cases in last 2 Weeks in Washtenaw County Residents by Zip Code

Zip Code	Confirmed cases
48103	21
48104	225
48105	11
48108	7
48109	128
48111	
48118	10
48130	3
48137	
48158	3
48160	3
48167	5
48168	1
48169	1
48170	
48176	9
48178	2
48189	4
48190/48191	
48197	41
48198	17
49236	
49240	
Unknown	2
Washtenaw Overall	493

COVID-19 Two-week Snapshot - Washtenaw County, MI (9/24/20 to 10/7/20)

Note: This Snapshot is updated weekly on Thursdays. It is intended to provide information on areas of highest risk/concern. View cumulative data and the most updated information here: <https://www.washtenaw.org/3108/Cases>

Confirmed Washtenaw County resident cases diagnosed from 9/24 to 10/7

Number of cases	497
Weekly test positivity rate (from MI Safe Start)	1.9%
% hospitalized	2%
Number of deaths	1
% Asian	3%
% Black or African American	5%
% White	83%
% Other or Unknown Race	9%
% Hispanic or Latino (all races)	5%
% High-risk congregate residents (nursing homes, correctional facilities, homeless shelters)	0%
% 0 to 9 years	0.4%
% 10 to 17 years	2%
% 18 to 22 years	80%
% 23 to 29 years	4%
% 30 to 64 years	11%
% Over 65 years	3%

Notes

- The information in these charts are provisional and subject to change. Use care interpreting.
- Numbers for recent weeks may look low for several reasons, including pending test results or delayed symptom onset information.
- "Confirmed cases" indicates individuals who have been tested and have received a laboratory-confirmed positive result.
- College students living locally are included in Washtenaw County case counts.




Confirmed COVID-19 Cases in last 2 Weeks in Washtenaw County Residents by Zip Code

Zip Code	Confirmed cases
48103	19
48104	267
48105	8
48108	7
48109	93
48111	1
48118	5
48130	3
48137	
48158	6
48160	4
48167	2
48168	2
48169	1
48170	1
48176	12
48178	1
48189	8
48190/48191	
48197	41
48198	15
49236	
49240	
Unknown	1
Washtenaw Overall	497

The Data Points (10-13-2020)

Summary of Data Review Meeting 10/13/2020:

- Continue to move forward with Y5-6 hybrid. Do not consider full-time Y5-6 at this time until at least early to mid-November. Staffing concerns are a major challenge.



WEEK OF October 19, 2020

DEXTER COMMUNITY SCHOOLS

8

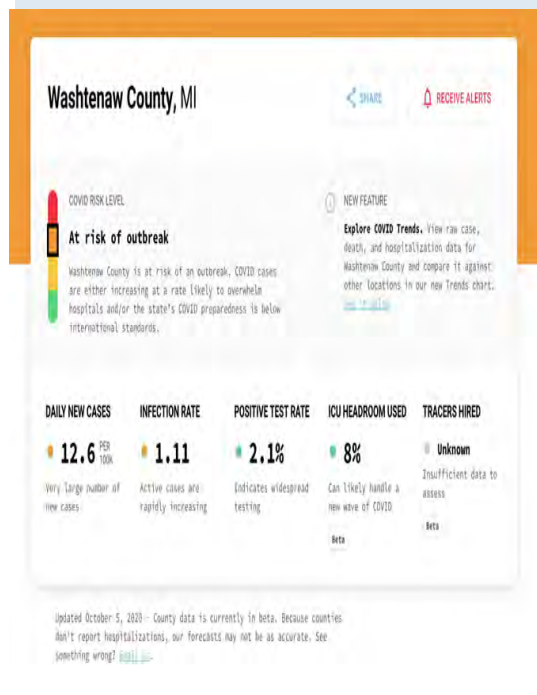
	# of students	#of staff	# of students	# of staff
SCHOOL	confirmed positive	confirmed positive	in quarantine	in quarantine
Anchor	0	0	0	0
Beacon	0	0	2	0
Wylie	0	0	0	0
Creekside	1*	0	2	0
Mill Creek	0	0	1	0
DHS	0	0	2	0
Other	0	0	0	0

No cases are related to exposures at school or require further action according to the health department.

*The positive case has not physically attended the building.



The Data Points 10-20-2020



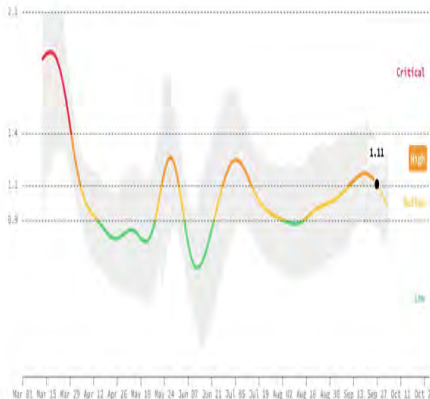
Data Review 10-20-2020

Infection rate

WASHTENAW COUNTY, MICHIGAN

Save Share

On average, each person in Washtenaw County, Michigan with COVID is infecting 1.11 other people. As such, the total number of active cases in Washtenaw County, Michigan is growing at an unsustainable rate. If this trend continues, the hospital system may become overloaded. Caution is warranted.



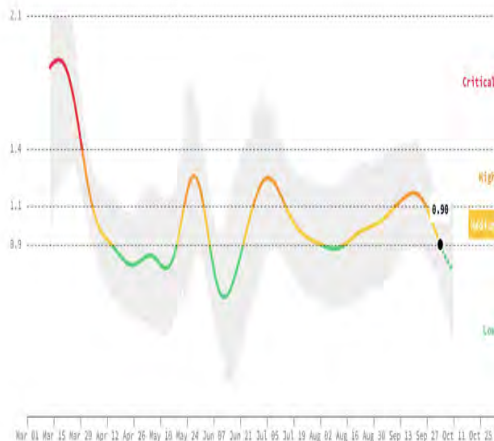
Last updated 10/5/2020. Each data point is a 14-day weighted average. We present the most recent seven days of data as a dashed line, as data is often revised by states several days after reporting. Learn more about [our methodology](#) and [our data sources](#).

Infection rate

WASHTENAW COUNTY, MICHIGAN

Save Share

On average, each person in Washtenaw County, Michigan with COVID is infecting 0.90 other people. Because this number is around 1.0, it means that COVID continues to spread, but in a slow and controlled fashion.



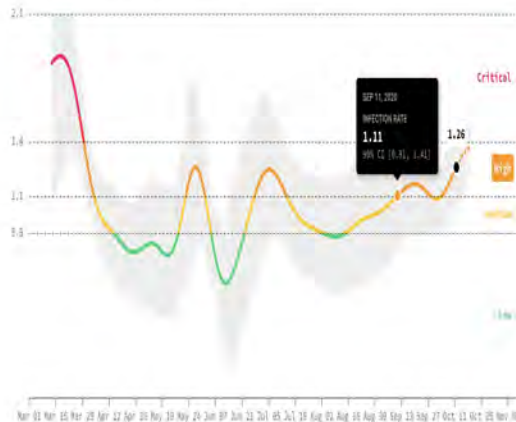
Last updated 10/12/2020. Each data point is a 14-day weighted average. We present the most recent seven days of data as a dashed line, as data is often revised by states several days after reporting. Learn more about [our methodology](#) and [our data sources](#).

Infection rate

WASHTENAW COUNTY, MICHIGAN

Save Share

On average, each person in Washtenaw County, Michigan with COVID is infecting 1.26 other people. As such, the total number of active cases in Washtenaw County, Michigan is growing at an unsustainable rate. If this trend continues, the hospital system may become overloaded. Caution is warranted.



Last updated 10/20/2020. Each data point is a 14-day weighted average. We present the most recent seven days of data as a dashed line, as data is often revised by states several days after reporting. Learn more about [our methodology](#) and [our data sources](#).

Data Review 10-20-2020

Confirmed and Probable COVID-19 Cases in Washtenaw County Residents by Zip Code
(as of 10/1), updated weekly

Zip code of Residence	Lab-Confirmed Cases	Probable Cases	% of population who are confirmed or probable	Confirmed Cases in last two weeks (as of 10/1)
48103	308	59	0.66%	21
48104	536	64	1.41%	225
48105	187	28	0.60%	11
48108	200	24	0.81%	7
48109	174	20		128
48111	1	1	0.92%	
48118	98	15	0.85%	10
48130	104	15	0.75%	3
48137	4	1	0.35%	
48158	32	6	0.51%	3
48160	52	11	0.65%	3
48167	25	2	1.85%	5
48168	7	1	0.56%	1
48169	4	1	0.48%	1
48170	10	5	0.74%	
48176	190	22	0.91%	9
48178	11	1	0.53%	2
48189	66	7	0.98%	4
48190/48191	31	9	0.95%	
48197	756	113	1.32%	41
48198	590	85	1.69%	17
49236	6	2	1.22%	
49240	4	0	0.49%	
Unknown	9	7		2
Washtenaw Overall	3412	501	1.06%	493

Note: Cases within State and Federal correctional institutes are not included in Washtenaw County counts by zip code.

Confirmed and Probable COVID-19 Cases in Washtenaw County Residents by Zip Code
(as of 10/8), updated weekly

Zip code of Residence	Total Lab-Confirmed Cases	Probable Cases	% of population who are confirmed or probable	Confirmed Cases in last two weeks (as of 10/8) *included in total
48103	319	65	0.69%	19
48104	647	76	1.70%	267
48105	191	29	0.61%	8
48108	204	24	0.82%	7
48109	200	25		93
48111	1	1		1
48118	102	15	0.88%	5
48130	105	15	0.76%	3
48137	4	1	0.35%	
48158	37	7	0.59%	6
48160	55	11	0.68%	4
48167	25	2	1.85%	2
48168	8	1	0.64%	2
48169	4	1	0.48%	1
48170	11	5	0.79%	1
48176	193	22	0.93%	12
48178	11	1	0.53%	1
48189	70	7	1.02%	8
48190/48191	31	9	0.95%	
48197	773	117	1.35%	41
48198	600	89	1.72%	15
49236	6	2	1.22%	
49240	4	0	0.49%	
Unknown	14	13		1
Washtenaw Overall	3618	538	1.13%	497

Note: Cases within State and Federal correctional institutes are not included in Washtenaw County counts by zip code.

Confirmed and Probable COVID-19 Cases in Washtenaw County Residents by Zip Code
(as of 10/15), updated weekly

Zip code of Residence	Total Lab-Confirmed Cases	Probable Cases	% of population who are confirmed or probable	Confirmed Cases in last two weeks (as of 10/15) *included in total
48103	352	66	0.75%	41
48104	766	99	2.03%	212
48105	198	30	0.63%	11
48108	215	24	0.86%	14
48109	266	67		93
48118	110	15	0.94%	10
48130	108	15	0.78%	3
48137	5	1	0.42%	
48158	40	9	0.66%	8
48160	61	11	0.74%	8
48167	24	2	1.78%	
48168	8	1	0.64%	1
48169	4	1	0.48%	
48170	11	5	0.79%	1
48176	205	28	1.00%	14
48178	11	1	0.53%	
48189	82	9	1.20%	12
48190/48191	31	9	0.95%	
48197	814	126	1.42%	53
48198	614	82	1.74%	23
49236	7	2	1.38%	1
49240	4	0	0.49%	
Unknown	19	19		
Washtenaw Overall	3955	622	1.25%	505

Note: Cases within State and Federal correctional institutes are not included in Washtenaw County counts by zip code.

Data Review 10-20-2020

Lab-Confirmed COVID-19 cases in Washtenaw County by Age Group (as of 10/1), updated weekly

Age Group	% of cases	% of hospitalized	% of deaths
0 - 17 years	7%	<1%	0%
18 - 24 years	31%	2%	0%
25 - 39 years	19%	7%	0%
40 - 49 years	11%	11%	1%
50 - 59 years	12%	16%	4%
60 - 69 years	9%	21%	13%
70 - 79 years	6%	21%	28%
80+ years	5%	24%	57%

Lab-Confirmed COVID-19 cases in Washtenaw County by Age Group (as of 10/8), updated weekly

Age Group	% of cases	% of hospitalized	% of deaths
0 - 17 years	5%	<1%	0%
18 - 24 years	34%	1.7%	0%
25 - 39 years	19%	7%	0%
40 - 49 years	10%	10%	1%
50 - 59 years	11%	16%	4%
60 - 69 years	9%	20%	13%
70 - 79 years	7%	21%	28%
80+ years	6%	23%	54%

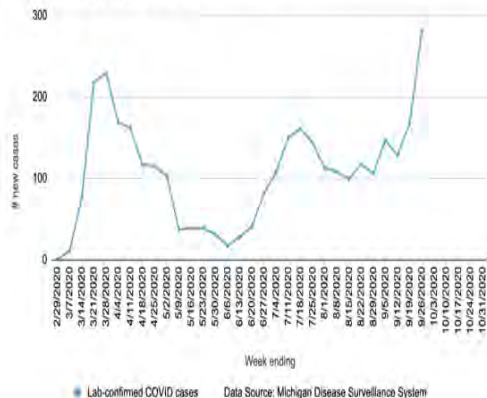
Lab-Confirmed COVID-19 cases in Washtenaw County by Age Group (as of 10/15), updated weekly

Age Group	% of cases	% of hospitalized	% of deaths
0 - 17 years	5%	<1%	0%
18 - 24 years	37%	2%	0%
25 - 39 years	18%	7%	0%
40 - 49 years	10%	10%	1%
50 - 59 years	11%	16%	4%
60 - 69 years	8%	21%	13%
70 - 79 years	6%	21%	28%
80+ years	5%	23%	54%

Data Review 10-20-2020

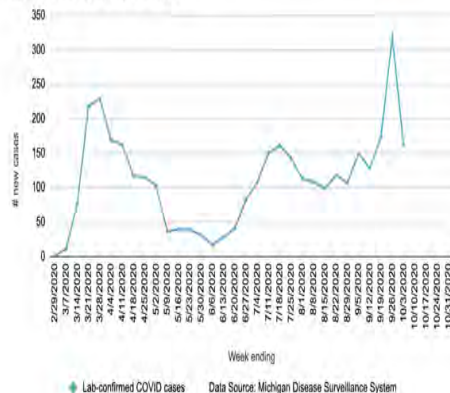
New Confirmed COVID-19 Cases in Washtenaw County Residents (by Symptom Onset Week)* (as of 10/1), updated weekly

Washtenaw County 2020 (total N = 3412)



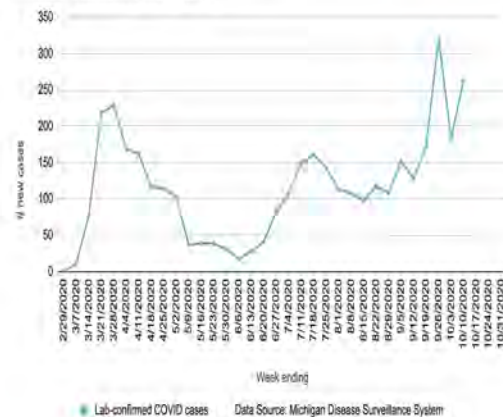
New Confirmed COVID-19 Cases in Washtenaw County Residents (by Symptom Onset Week)* (as of 10/8), updated weekly

Washtenaw County 2020 (total N = 3618)



New Confirmed COVID-19 Cases in Washtenaw County Residents (by Symptom Onset Week)* (as of 10/15), updated weekly

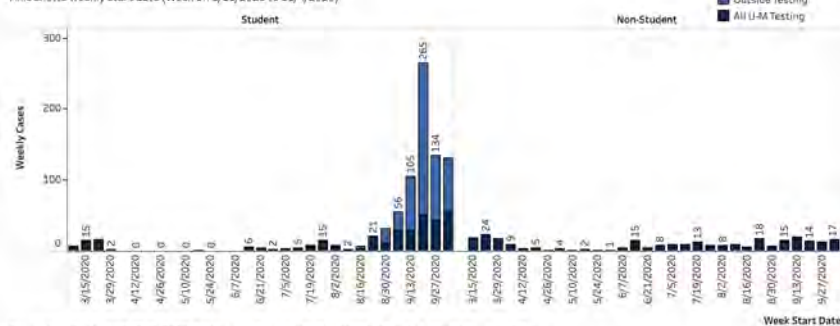
Washtenaw County 2020 (total N = 3960)



Data Review 10-20-2020

Onset Date of Cases, by Week

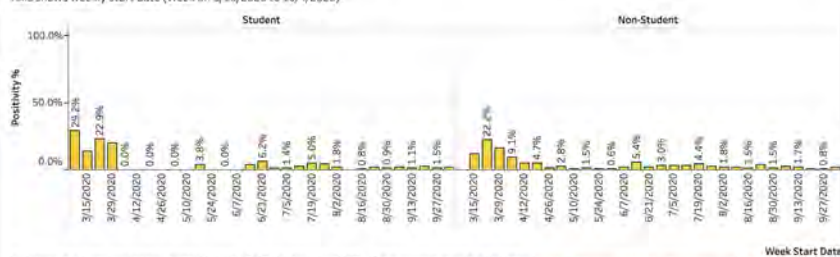
Axis shows weekly start date (Week of: 3/10/2020 to 10/4/2020)



Cases identified by UHS, OHS, CSTP, Athletics and county health officials (County health department data is included for cases from August 13 forward). Additional cases identified by county health officials are noted in light blue. Data sources are detailed here <https://campus.spectrum.com/health/2020/10/04/covid-19-cases>.

Positivity by Week (Percent of tests with a positive result.)

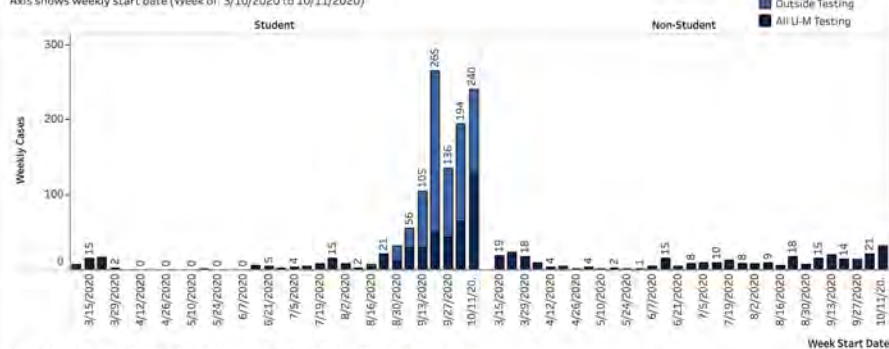
Axis shows weekly start date (Week of: 3/10/2020 to 10/4/2020)



Includes data from testing performed by UHS, OHS, Athletics or CSTP. Data sources are detailed here <https://campus.spectrum.com/health/2020/10/04/covid-19-cases>.

Onset Date of Cases, by Week

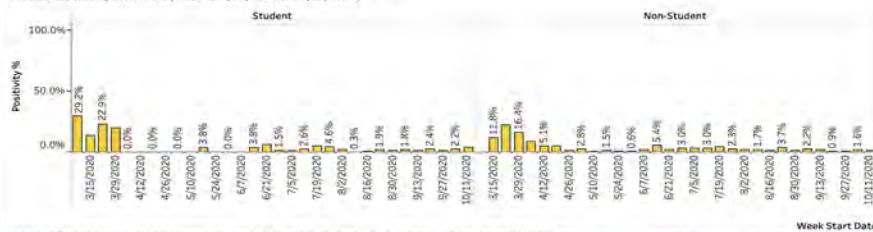
Axis shows weekly start date (Week of: 3/10/2020 to 10/11/2020)



Cases identified by UHS, OHS, CSTP, Athletics and county health officials (County health department data is included for cases from August 13 forward). Additional cases identified by county health officials are noted in light blue. Data sources are detailed here <https://campus.spectrum.com/health/2020/10/11/covid-19-cases>.

Positivity by Week (Percent of tests with a positive result.)

Axis shows weekly start date (Week of: 3/10/2020 to 10/11/2020)



Includes data from testing performed by UHS, OHS, Athletics or CSTP. Data sources are detailed here <https://campus.spectrum.com/health/2020/10/11/covid-19-cases>.

Data Review 10-20-2020

COVID-19 Two-week Snapshot - Washtenaw County, MI (9/17/20 to 10/1/20)

Note: This Snapshot is updated weekly on Thursdays. It is intended to provide information on areas of highest risk/concern. View cumulative data and the most updated information here: <https://www.washtenaw.org/3108/Cases>

Confirmed Washtenaw County resident cases diagnosed from 9/17 to 10/1		Confirmed COVID-19 Cases in last 2 Weeks in Washtenaw County Residents by Zip Code	
		Zip Code	Confirmed cases
Number of cases	493	48103	21
Weekly test positivity rate (from MI Safe Start)	2.0%	48104	225
% hospitalized	1%	48105	11
Number of deaths	1	48108	7
% Asian	2%	48109	128
% Black or African American	5%	48111	0
% White	80%	48118	10
% Other or Unknown Race	13%	48130	3
% Hispanic or Latino (all races)	5%	48137	0
% High-risk congregate residents (nursing homes, correctional facilities, homeless shelters)	0%	48158	3
% 0 to 9 years	0.2%	48160	3
% 10 to 17 years	2%	48167	5
% 18 to 22 years	78%	48168	1
% 23 to 29 years	5%	48169	1
% 30 to 64 years	12%	48170	0
% Over 65 years	3%	48176	9
		48178	2
		48189	4
		48190/48191	0
		48197	41
		48198	17
		49236	0
		49240	0
		Unknown	2
		Washtenaw Overall	493

Notes

- The information in these charts are provisional and subject to change. Use care interpreting.
- Numbers for recent weeks may look low for several reasons, including pending test results or delayed symptom onset information.
- "Confirmed cases" indicates individuals who have been tested and have received a laboratory-confirmed positive result.
- College students living locally are included in Washtenaw County case counts.



COVID-19 Two-week Snapshot - Washtenaw County, MI (9/24/20 to 10/7/20)

Note: This Snapshot is updated weekly on Thursdays. It is intended to provide information on areas of highest risk/concern. View cumulative data and the most updated information here: <https://www.washtenaw.org/3108/Cases>

Confirmed Washtenaw County resident cases diagnosed from 9/24 to 10/7		Confirmed COVID-19 Cases in last 2 Weeks in Washtenaw County Residents by Zip Code	
		Zip Code	Confirmed cases
Number of cases	497	48103	19
Weekly test positivity rate (from MI Safe Start)	1.9%	48104	267
% hospitalized	2%	48105	8
Number of deaths	1	48108	7
% Asian	3%	48109	93
% Black or African American	5%	48111	1
% White	83%	48118	5
% Other or Unknown Race	9%	48130	3
% Hispanic or Latino (all races)	5%	48137	0
% High-risk congregate residents (nursing homes, correctional facilities, homeless shelters)	0%	48158	6
% 0 to 9 years	0.4%	48160	4
% 10 to 17 years	2%	48167	2
% 18 to 22 years	80%	48168	2
% 23 to 29 years	4%	48169	1
% 30 to 64 years	11%	48170	1
% Over 65 years	3%	48176	12
		48178	1
		48189	8
		48190/48191	0
		48197	41
		48198	15
		49236	0
		49240	0
		Unknown	1
		Washtenaw Overall	497

Notes

- The information in these charts are provisional and subject to change. Use care interpreting.
- Numbers for recent weeks may look low for several reasons, including pending test results or delayed symptom onset information.
- "Confirmed cases" indicates individuals who have been tested and have received a laboratory-confirmed positive result.
- College students living locally are included in Washtenaw County case counts.



COVID-19 Two-week Snapshot - Washtenaw County, MI (10/1/20 to 10/14/20)

Note: This Snapshot is updated weekly on Thursdays. It is intended to provide information on areas of highest risk/concern. View cumulative data and the most updated information here: <https://www.washtenaw.org/3108/Cases>

Confirmed Washtenaw County resident cases diagnosed from 10/1 to 10/14		Confirmed COVID-19 Cases in last 2 Weeks in Washtenaw County Residents by Zip Code	
		Zip Code	Confirmed cases
Number of cases	505	48103	41
Weekly test positivity rate (from MI Safe Start)	1.9%	48104	212
% hospitalized	1%	48105	11
Number of deaths	0	48108	14
% Asian	2%	48109	93
% Black or African American	8%	48111	0
% White	81%	48118	10
% Other or Unknown Race	9%	48130	3
% Hispanic or Latino (all races)	6%	48137	0
% High-risk congregate residents (nursing homes, correctional facilities, homeless shelters)	0%	48158	8
% 0 to 9 years	1.0%	48160	8
% 10 to 17 years	3%	48167	0
% 18 to 22 years	66%	48168	1
% 23 to 29 years	7%	48169	0
% 30 to 64 years	18%	48170	1
% Over 65 years	5%	48176	14
		48178	0
		48189	12
		48190/48191	0
		48197	53
		48198	23
		49236	1
		49240	0
		Unknown	0
		Washtenaw Overall	505

Notes

- The information in these charts are provisional and subject to change. Use care interpreting.
- Numbers for recent weeks may look low for several reasons, including pending test results or delayed symptom onset information.
- "Confirmed cases" indicates individuals who have been tested and have received a laboratory-confirmed positive result.
- College students living locally are included in Washtenaw County case counts.



The Data Points (10-20-2020)

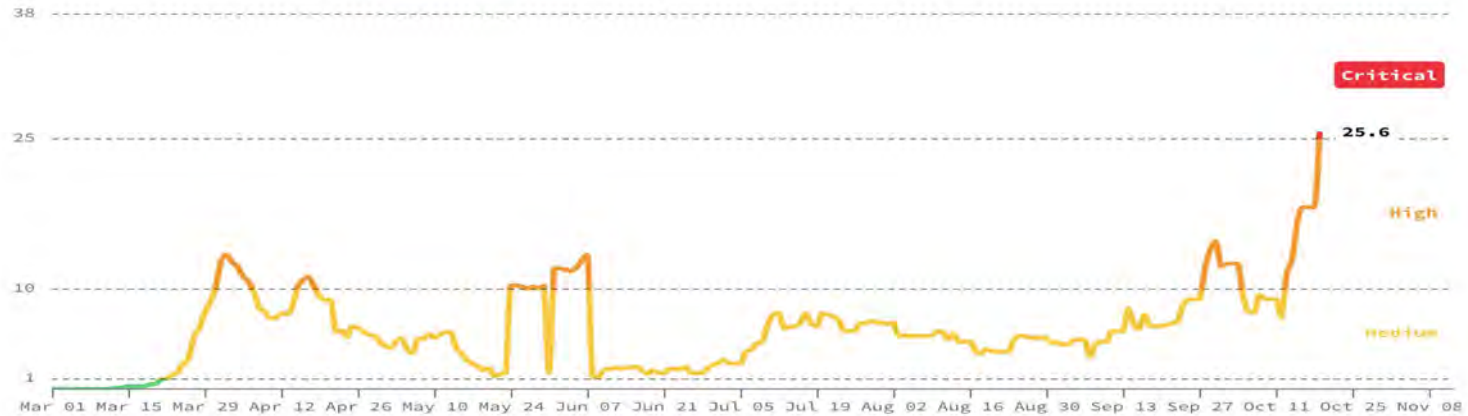
Daily new cases per 100k population

WASHTENAW COUNTY, MICHIGAN

Save

Share

Over the last week, Washtenaw County, Michigan has averaged 94 new confirmed cases per day (25.6 for every 100,000 residents). Over the next year, this translates to around 34,000 cases and an [estimated](#) 170,000 infections (46.7% of the population).



Last updated 10/20/2020. Our risk levels for daily new cases are based on the ["Key Metrics for Covid Suppression"](#) by Harvard Global Health Institute and others.

When estimating the number of people who will become infected in the course of a year, we rely on the [CDC's estimate](#) that confirmed cases represent as few as 10% of overall infections. Learn more about [our methodology](#) and [our data sources](#).

The Data Points (10-20-2020)

Summary of Data Review Meeting 10/20/2020:

- Continue to move forward with Y5-6 hybrid. Do not consider full-time Y5-6 at this time.

