






### **Instructions to place a book on hold:**

Go to [Student Portal](#)

-  Click on Destiny (Library Catalog)
-  Sign in using google account
-  Search for a book in the blue search bar
-  Results show if a book is **In** or **Out**
-  Click the **Hold** button (located under the call number)

**Pickup is Every Other Wednesday** in front of the **Main Office from 1:30-2:30pm.**  
You may also return books at this time.