



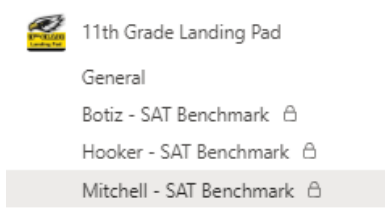

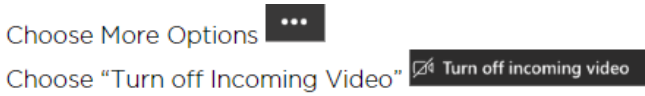


SAT Benchmark Test for Juniors: Wednesday, Oct. 28, 2020

Student Information

All students will be taking a full-length SAT Benchmark test to support Junior Seminar SAT preparation.

Test Format	How to Prepare																						
<ul style="list-style-type: none"> Students who are attending school in-person will test in person. Students who are attending school virtually from home will test virtually from home. Despite the classroom format, all students will be taking the benchmark digitally on their laptop. <div style="text-align: center; margin-top: 10px;">  </div>	<ul style="list-style-type: none"> Ensure you can log in to your Kaplan account at kaptest.com/login Get your required supplies: <ul style="list-style-type: none"> Laptop Scratch paper Pencil TI-Nspire or Basic Calculator If virtual, prepare to have a quiet testing location. <div style="text-align: right; margin-top: 10px;">  </div>																						
Special Bell Schedule	SAT Format																						
<table border="1" style="width: 100%; border-collapse: collapse; text-align: center;"> <thead> <tr style="background-color: #e0e0e0;"> <th style="padding: 5px;">Time</th> <th style="padding: 5px;">Event</th> </tr> </thead> <tbody> <tr> <td style="padding: 5px;">6:50am-7:00am</td> <td style="padding: 5px;">Student Entry & Set Up</td> </tr> <tr> <td style="padding: 5px;">7:00am-11:15am</td> <td style="padding: 5px; background-color: #fff9c4;">Testing</td> </tr> <tr> <td style="padding: 5px;">11:15am-12:00pm</td> <td style="padding: 5px;">Asynchronous IRC Class</td> </tr> <tr> <td style="padding: 5px;">12:00pm-12:30pm</td> <td style="padding: 5px;">Lunch</td> </tr> <tr> <td style="padding: 5px;">12:30pm-1:00pm</td> <td style="padding: 5px;">Asynchronous IRC Class Continued</td> </tr> <tr> <td style="padding: 5px;">1:00pm-1:05pm</td> <td style="padding: 5px;">Transition To 4th Period / Break</td> </tr> <tr> <td style="padding: 5px;">1:05pm-2:35pm</td> <td style="padding: 5px; background-color: #e0e0e0;">Period 4A</td> </tr> </tbody> </table>	Time	Event	6:50am-7:00am	Student Entry & Set Up	7:00am-11:15am	Testing	11:15am-12:00pm	Asynchronous IRC Class	12:00pm-12:30pm	Lunch	12:30pm-1:00pm	Asynchronous IRC Class Continued	1:00pm-1:05pm	Transition To 4 th Period / Break	1:05pm-2:35pm	Period 4A	<table border="1" style="width: 100%; border-collapse: collapse; text-align: center; background-color: #fff9c4;"> <tbody> <tr> <td style="padding: 5px;">Evidence Based Reading (65 minutes)</td> </tr> <tr> <td style="padding: 5px;">Scheduled Student Break (10 minutes)</td> </tr> <tr> <td style="padding: 5px;">Writing & Language (35 minutes)</td> </tr> <tr> <td style="padding: 5px;">Math – No Calculator (25 minutes)</td> </tr> <tr> <td style="padding: 5px;">Scheduled Student Break (5 minutes)</td> </tr> <tr> <td style="padding: 5px;">Math – With Calculator (55 minutes)</td> </tr> </tbody> </table> <div style="text-align: center; margin-top: 10px;">  </div>	Evidence Based Reading (65 minutes)	Scheduled Student Break (10 minutes)	Writing & Language (35 minutes)	Math – No Calculator (25 minutes)	Scheduled Student Break (5 minutes)	Math – With Calculator (55 minutes)
Time	Event																						
6:50am-7:00am	Student Entry & Set Up																						
7:00am-11:15am	Testing																						
11:15am-12:00pm	Asynchronous IRC Class																						
12:00pm-12:30pm	Lunch																						
12:30pm-1:00pm	Asynchronous IRC Class Continued																						
1:00pm-1:05pm	Transition To 4 th Period / Break																						
1:05pm-2:35pm	Period 4A																						
Evidence Based Reading (65 minutes)																							
Scheduled Student Break (10 minutes)																							
Writing & Language (35 minutes)																							
Math – No Calculator (25 minutes)																							
Scheduled Student Break (5 minutes)																							
Math – With Calculator (55 minutes)																							
Proctors and Test Locations	Cameras On Policy (Virtual Testers)																						
<div style="text-align: center; margin-bottom: 10px;">  </div> <ul style="list-style-type: none"> All students should be in their in-person or virtual testing room in Teams by 7:00am. Testing rooms and locations will be shared on Monday, Oct. 26 in Junior Seminar and in the Teams 11th grade Landing Pad. On test day, students testing virtually will join their designated Teams Meeting channel in the 11th Grade Landing Pad. <div style="margin-top: 10px;">  </div>	<div style="text-align: center; margin-bottom: 10px;">  </div> <ul style="list-style-type: none"> For students testing virtually, students must have their camera on during the test administration. This is an important test security measure and mimics testing expectations across college campuses. Students without the camera on will receive a 50 for their SAT Benchmark grade in Junior Seminar and may face additional consequences as determined by the Dean of Students. During the test, students should turn off their incoming video to save bandwidth and reduce distractions. <div style="margin-top: 10px;">  </div>																						