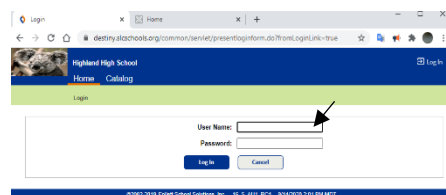


Checking Out a Library Book Process

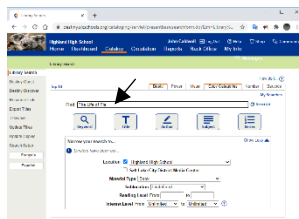
- Reserve the book
- Pick up book in the main office
- Return book to the main office.

How to reserve a library book

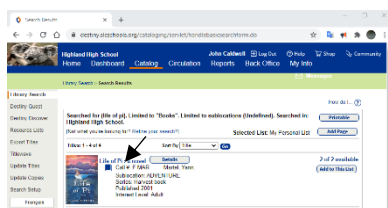
1. Log into the Library Catalog:
 - a. Open the following link: <https://destiny.slcschools.org>
 - b. Select “Highland High School”
 - c. Login using your computer username and password.



2. Search for the book you want to reserve.



3. From your search results, click on the book title.



4. Click on the “Hold It” button, then press save.
5. Your book choice will be pulled and available in the main office.