
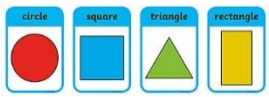












Pound Hill Infant Academy Home Learning Guide:

Day	Morning physical activity - http://jumpstartjonny.co.uk/	0945-1000	Free time	1010-1030	Free time	1100-11.20	STORYTIME – reading or listening to a story https://www.booktrust.org.uk/books-and-reading/have-some-fun/storybooks-and-games/ . This website has interactive books to read online as well as videos of stories being read aloud.	11.20-1140	1-2	Physical Activity
M		<p>Phonics: Phonics Play now has a free login to be used at home. This is a great website for children to play games whilst still supporting their phonics learning.</p> <p>Have a go at the phase 2 game – pick a picture</p> 		<p>Maths: This week we are going to be looking at 2D shapes – can you spot any shapes in your house? Do you know the names of the shapes</p> <p>Remember We will be focussing on Circle, square, triangle and rectangle</p> 		<p>Literacy/speaking Think about where you would normally see a red bus? Have you been on a red bus before? Have you ever been to London?</p> <p>Remember: Have a go at recording some of your ideas this could be through drawing or writing.</p> 		<p>Computing: You have all received logins for purple mash – have a look at this. We have set you a task to do – can you have a go? Did you enjoy it?</p> <p>Remember: Always make sure that a grown up knows what you are doing on the computer</p> 		
T		<p>Reading Log into bug club and read a story with your grown up.</p> <p>Remember: To talk about what happened in the story and what you think might happen next to develop understanding and speaking and listening skills.</p> 		<p>Maths: Have some 2D shapes in front of you. Can you describe a shape so that another person can guess what you are thinking of?</p> <p>Remember Carefully look at the shape you are describing. Make sure you speak clearly when describing your shape</p>		<p>Literacy/speaking Can you think of any other vehicles? How many can you think of? Where would you normally see these?</p> <p>Remember: Have a go at recording a list of vehicles Can you hear the beginning sound in the words that you are writing?</p> 		<p>Art Using paints (or something else that you have in your house), can you create a picture of the naughty bus. What colours do you need? How will you create the windows and doors?</p> <p>Remember Remember to carefully use the paint and talk about what colours you are using.</p> 		
W		<p>Phonics: Phonics Play now has a free login to be used at home. This is a great website for children to play games whilst still supporting their phonics learning.</p> <p>Continue to play the phase 1 sound game to develop your listening skills, particularly focusing on hearing the first sound in words.</p> 		<p>Maths – Topmarks is a great website to support maths. Have a look and try out some counting games. https://www.topmarks.co.uk/maths-games/3-5-years/counting</p> <p>Remember: Carefully count each object/animal once, can you find the correct number to match the number?</p> 		<p>Literacy/speaking What is your favourite vehicle? Have a go at drawing a picture of it and describing why it is your favourite.</p> <p>Remember: Think about what you want to draw before you start. What colours will you need to use Can you hear any of the sounds in the words that you are writing?</p>		<p>Art – Can you use some junk modelling to make another bus or vehicle?</p> <p>Remember – Think about the different shapes and sizes that you might need. Can you explain why you have chosen to use certain things?</p> 		
Th	<p>Phonics: Can you play I spy with someone in your house? Remember to think about what sound your word starts with.</p> <p>Can you practice the sounds that you are learning at school (m, a, s, t, i).</p>	<p>Maths: Get a grown up to cut out some 2D shapes for you. Lay them out in front of you. Get someone to take a shape away. Can you guess the shape that has been taken away?</p>	<p>Literacy – Have a go at writing your name</p> <p>Remember – You could do this in lots of different</p> 	<p>TIME TO SHINE – Please share your creations and activities via your year group Twitter page.</p>  <p>Please remember that you can follow us at: https://twitter.com/PHInfants</p>						

Pound Hill Infant Academy Home Learning Guide:

			<p>Remember: Make sure that you look carefully Think about the name of the shape that is missing</p>		<p>way. You could use chalk, water, paints, pens, pencils Please remember to only use a capital letter for the first letter in your name.</p>		<p>You can also follow our Reception Twitter page @PHIReception</p>	
F		<u>INSET DAY</u>						

If you need a reminder of log in information for any of the sites mentioned below please do not hesitate to email – office@phiacademy.org.uk