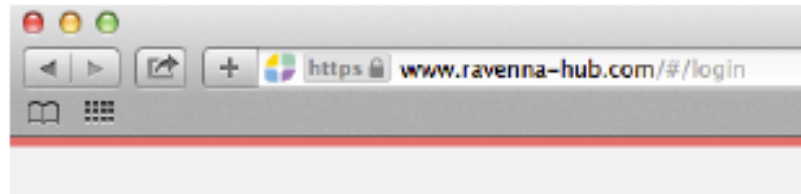




Ravenna Family User Guide

help@ravennasolutions.com

Begin by going to www.ravenna-hub.com



Click on "Create an account"



Online Applications

For students applying to private and independent PS-12 schools.

Create an account

[About Ravenna Solutions](#)

[Click here if you are a school user](#)



Login

Email Address

Password

☐ Remember Me

Log in

[Forgot Your Password?](#)

Creating an account will require the following information:

Create account

Parent / Guardian First Name

Last Name



Parent / Guardian Email



Re-type Email



Password



☐ I have read and agree to the [Terms of Service](#)

Create account

You will be required to verify your email address:

Welcome to Ravenna

Please verify your email:

For security purposes, a verification email has been sent to jessc+parent@ravennasolutions.com; click on the link in the message to verify your email address. If you do not see the email, be sure to check your junk folder.

Please allow up to 5 minutes for the message to reach your inbox. If you need another verification email message sent, press the Resend button below. Ravenna's Customer Care is available at help@ravennasolutions.com if you need assistance.

Resend verification email

Check your email for the following message:

Ravenna Email Verification Inbox x



Ravenna

to me

Dear Jess,

An email verification has been requested for your account in Ravenna. If you did not request this, please contact Ravenna Solutions.

To verify your email, please click this link:

https://qa.ravenna-hub.com/verify/jessc%2Bparent%40ravennasolutions.com/9Vub1hUokJ%2A1dmwCPgw0n4HfY_ThX

Please be advised that this link will expire at Saturday, July 9 6:14pm GMT.

If you have trouble accessing Ravenna, please contact Ravenna Solutions at help@ravennasolutions.com

After clicking the link in the email, you can get started in creating your applicant's profile:



✓ Your email has successfully been verified

Get started →

The first screen will give you an overview of how to use Ravenna:

Welcome to Ravenna

Ravenna is a web-based system that allows you to efficiently apply to PS-12 schools and track the status of your application online — from exploration to decision.

Getting started is easy.

Take a look at the steps to see how.

Step 1

➤ Add your first student

Create your first student profile and fill in forms concerning your student, their education history and family information. You can always add multiple student profiles to your account later.

The screenshot shows a form titled 'Student Information'. It contains several input fields: 'First name', 'Middle name', 'Last name', 'Preferred name', 'Birthdate', 'Languages spoken at home', 'Current grade', and 'Applying to grade'. Each field has a small red asterisk indicating it is required. The 'Birthdate' field has a calendar icon. The 'Current grade' and 'Applying to grade' fields have dropdown menus.

Step 2

✓ Then, connect with schools

After setup, you will be taken to your dashboard. From the dashboard, you will see the school directory and can search through the list of schools who use Ravenna to manage their application process. Here, you can find a school and **register for an event, explore their process or start an application**. If you are exploring or applying to a school, you can click on the name of the school from your dashboard to see all of the steps in the application process.


The screenshot shows a search results page titled 'Found 27 schools in'. It has a table with two columns: 'School Name' and 'Address'. The table lists four schools: 'Alder Street School', 'Bay Area Day School', 'Bellevue Academy', and 'Brenwood Waldorf School'. Each row includes a small logo, the school name, a list of grades offered, and a link to the school's profile.

Okay, I'm ready to start →

Click here to enter your family & applicant information

You will then walk through three pages to enter:

- Student Information
- Applicant's Education History
- Family Information



After creating a student, you will land on the Dashboard. From here, click "Apply to a school" or click on the School Directory to go to the directory and explore schools:

The screenshot shows the Ravenna application interface. At the top left is the 'ravenna' logo. At the top right, it says 'Applying for the fall of' followed by a dropdown menu showing '2017' and a user profile 'Jess' with a settings gear icon. On the left sidebar, under the 'GENERAL' section, there are three items: 'Dashboard', 'School Directory', and 'Events'. The 'School Directory' item is highlighted with a red dashed rectangular box. Below this, under the 'LOLA HUDSON' section, there are three items: 'Applications', 'Decisions', and 'Student Profile'. The main content area is titled 'Dashboard' and has a 'Take tour' button in the top right corner. It features a student profile card for 'Lola Hudson' with the text 'Apply grade: 9'. Below the profile card, there are two sections: 'Applying to' which states 'This student is not applying to any schools yet.' and 'Upcoming events' which states 'No events scheduled'. A green button labeled 'Apply to a school →' is located below the 'Applying to' section and is also highlighted with a red dashed rectangular box.

ravenna

Applying for the fall of **2017** Jess ⚙️

GENERAL

- Dashboard
- School Directory**
- Events

LOLA HUDSON

- Applications
- Decisions
- Student Profile

Dashboard Take tour


Lola Hudson
Apply grade: 9


Applying to
This student is not applying to any schools yet.

Upcoming events
No events scheduled

Apply to a school →

In the directory, you can click on a school name to see more information about that school:


**Brody Middle School**
Grades: 6, 7, 8
1234 Silver Street Seattle WA 98115

**Elliott Academy**
Grades: K, 1, 2, 3, 4, 5, 6, 7, 8, 9, 10, 11, 12
2000 Gorson Avenue S, Seattle WA 98100 Seattle WA 98115

[Show Useful Contacts](#)[Explore](#)[Apply](#)

Elliott Academy is a coeducational, independent, liberal arts school of 530 students in grades K-6, offering a rigorous program of academics, athletics, fine arts, outdoor education, global outreach and service learning. Our urban location allows us to take advantage of all of the diverse experiences that Seattle has to offer.

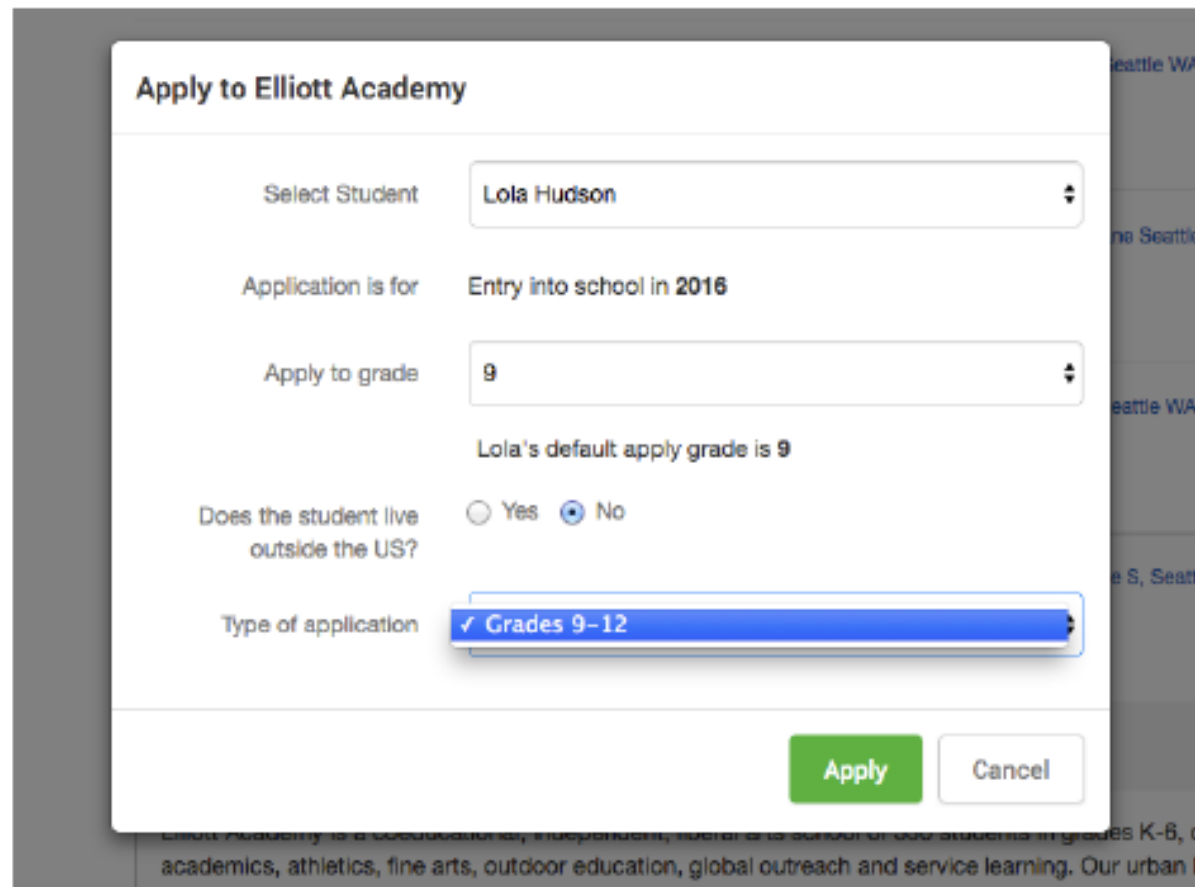
We invite you to visit our campus and get to know our community. Please consider reserving a place for an open house or campus tour. We look forward to seeing you!

**Emerald Girls' School**
Grades: 5, 6, 7, 8
53 Front Street Bellevue WA 98745

Click "**Explore**" to see more about a school's process, and "**Apply**" to start filling out forms

Clicking apply will open a window where you:

- Select your student
- Confirm their application grade
- Choose the application type




The screenshot shows a web form titled "Apply to Elliott Academy". The form contains the following fields and options:

- Select Student:** A dropdown menu with "Lola Hudson" selected.
- Application is for:** A text field containing "Entry into school in 2016".
- Apply to grade:** A dropdown menu with "9" selected. Below this field, a message states: "Lola's default apply grade is 9".
- Does the student live outside the US?:** Two radio buttons, "Yes" and "No". The "No" button is selected.
- Type of application:** A dropdown menu with "✓ Grades 9-12" selected.

At the bottom right of the form are two buttons: a green "Apply" button and a white "Cancel" button with a grey border.

You will then be taken to the school's application page. On this page, you can:

- See the steps required to apply
- Complete & submit forms
- Delegate forms to teachers & others who are writing recommendations
- Register for events



Preliminary Application

Forms due by

Go to Submit →

Open House

Visiting an Open House is an excellent way to familiarize yourself with Alder Street School, its program and its people. Meet with students, teachers, and administrators, and learn how our academic and co-curricular programs may be a good match for you and your student.

Please click on the link below to register to attend. We look forward to learning more about your family.

[Register for an event](#)

Preliminary Application

We encourage you to submit the preliminary application and fee as soon as possible.

If the application fee presents a hardship, or if you have any other questions or concerns, please contact the enrollment office at enrollment@alderstreet.org.

[Preliminary Application](#)
Required questions unanswered

Show me what's left

School acknowledgement of required steps

- ☐ = Not complete
- ☒ = Awaiting receipt
- ☒ = Complete

Preliminary application

- ☒ Open House
- ☒ Preliminary Application


Additional steps

- ☐ Complete Parent/Guardian Statement
- ☐ Complete Student Essay Form
- ☐ Applicant Shadow Day (8th - 12th)
- ☒ Records Request
- ☐ Parent Interview
- ☐ Received Current School Year First Semester Transcripts
- ☐ Received Previous Year's Transcripts
- ☐ Humanities Teacher Evaluation
- ☐ Science or Math Teacher Evaluation

Click the 'register for an event' links to open up event registration

Click on the form name to open up and complete each form

The submit button will turn green when your forms are ready to submit



To see what required steps are left at any time, click the "Show me what's left" button

Preliminary Application

Forms due by

Go to Submit →

Show me what's left



Open House

Writing an Open House is an excellent way to familiarize yourself with Alder Street School, its program and its people. Meet with students, teachers, and administrators, and learn how our academic and co-curricular programs may be a good match for you and your student.

Please click on the link below to register to attend. We look forward to learning more about your family.



Register for an event



Preliminary Application

We encourage you to submit the preliminary application and fee as soon as possible.

If the application fee presents a hardship, or if you have any other questions or concerns, please contact the enrollment office at enrollment@alderstreet.org.



Preliminary Application

Required questions unanswered

School acknowledgement of required steps

- ☐ = Not complete
- ☐ = Awaiting receipt
- ☒ = Complete

Preliminary application

- ☒ Open House
- ☒ Preliminary Application

Additional steps

- ☐ Complete Parent/Guardian Statement
- ☐ Complete Student Essay Form
- ☐ Applicant Shadow Day (8th - 12th)
- ☒ Records Request
- ☐ Parent Interview
- ☐ Received Current School Year First Semester Transcripts
- ☐ Received Previous Year's Transcripts
- ☐ Humanities Teacher Evaluation
- ☐ Science or Math Teacher Evaluation

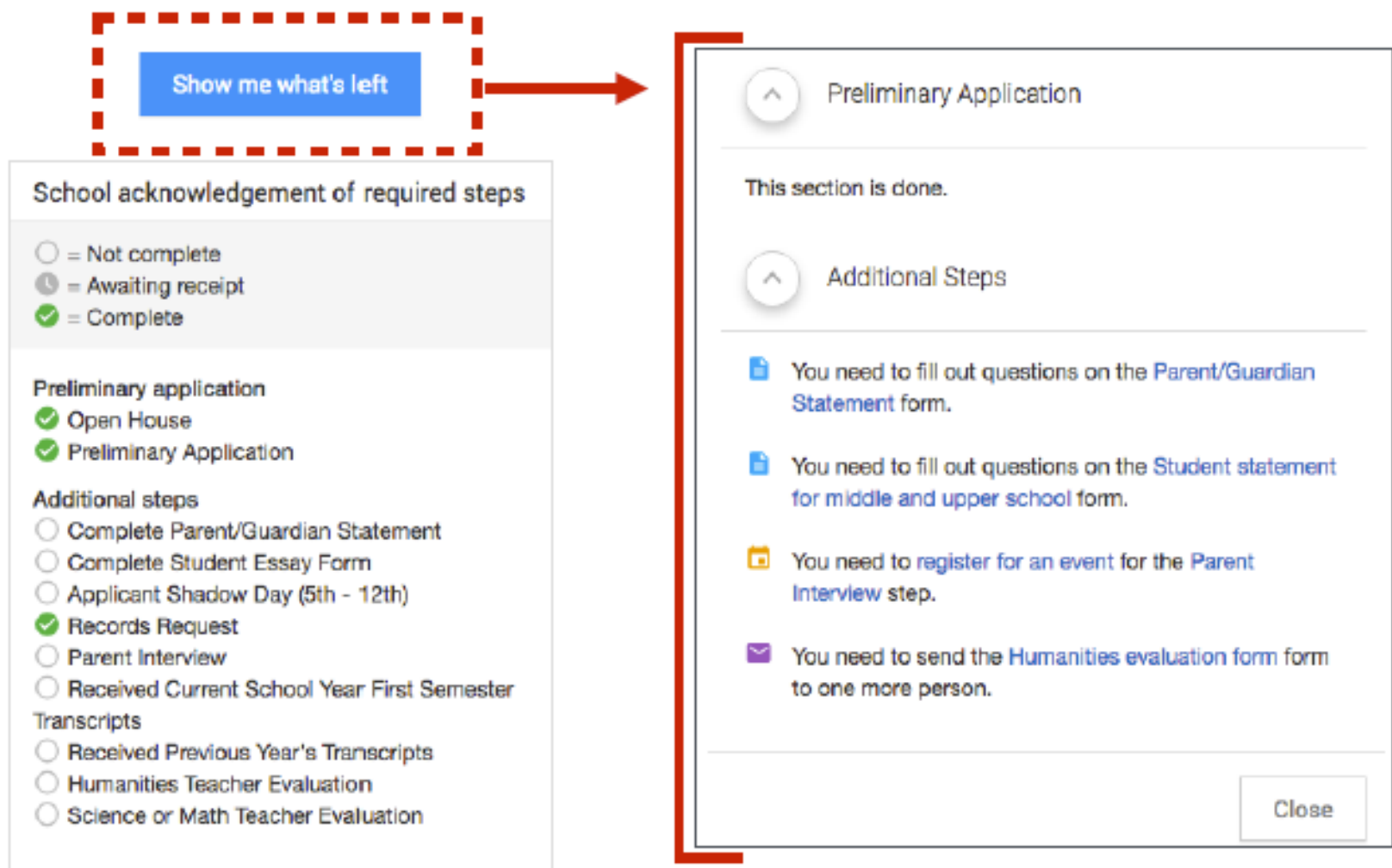
Messages

☒ This submission has been accepted.

Preliminary Application

This box will show you the steps that the school has marked complete
Please allow time after submitting forms for schools to process them and mark your steps complete

As your forms are accepted by the school, you will receive a message in this area



Clicking "Show me what's left" will open a window like the one above, listing what you have completed and what is left. You can click on the links right from that window to begin working on these items.

As you submit forms, you will see messages in the left section confirming that they were submitted successfully

When all of your required steps are complete, you will see this message

The screenshot shows the Elliott Academy application portal. At the top, there's a header with the Elliott Academy logo and a 'Go back to applications' button. Below the header, there's a section for 'Elliott Academy' with the user's name 'Lola Hudson - Grade 9' and 'Admission for 2016-2017'. There are three buttons: 'Edit settings', 'Withdraw', and 'School info'. A green message box states 'Preliminary application has been submitted'. Below this, there's a list of steps: 'Welcome to Elliott Academy!', 'Open House', and 'Preliminary Application'. A large arrow points from the 'Preliminary Application' step to a green message box on the right that says 'You are done!'. Below this, there's a section titled 'School acknowledgement of required steps' with a legend: 'Not complete' (empty circle), 'Awaiting receipt' (circle with a dot), and 'Complete' (green checkmark). The list of steps shows 'Preliminary application' as complete, and 'Additional steps' as complete, including 'Parent/Guardian Statement', 'Teacher Evaluation', 'Attend Visit Day', 'Complete Student Interview', '2014 report card received', and '2015 report card received'.

Go back to applications

Elliott Academy
Lola Hudson - Grade 9
Admission for 2016-2017

Edit settings Withdraw School info

✓ Preliminary application has been submitted

Welcome to Elliott Academy!

Open House

Preliminary Application

Additional steps
Expires 2016 by Feb 15th 2016 4:00 pm

Parent/Guardian Statement
Please complete your Parent/Guardian Statement by clicking the link below.
[Parent/Guardian Statement](#)

You are done!
Elliott Academy considers your application complete. Decisions for your student can be found on the [decisions page](#).

School acknowledgement of required steps

☐ = Not complete
☐ = Awaiting receipt
☒ = Complete

Preliminary application
✓ Preliminary Application

Additional steps
✓ Parent/Guardian Statement
✓ Teacher Evaluation
✓ Attend Visit Day
✓ Complete Student Interview
✓ 2014 report card received
✓ 2015 report card received

If you have questions at any point, please email
help@ravennasolutions.com