

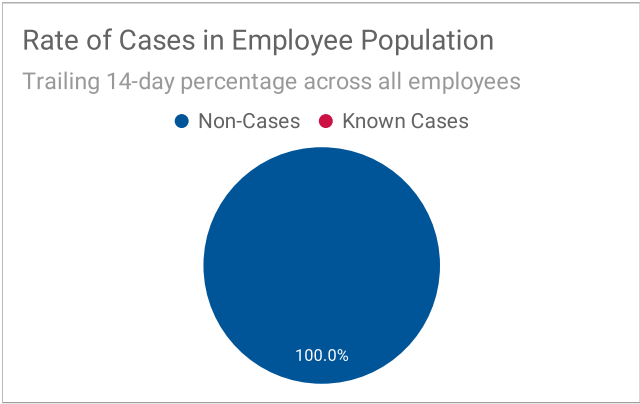
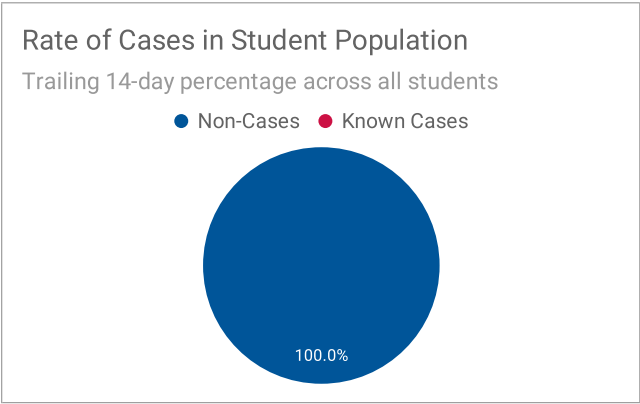
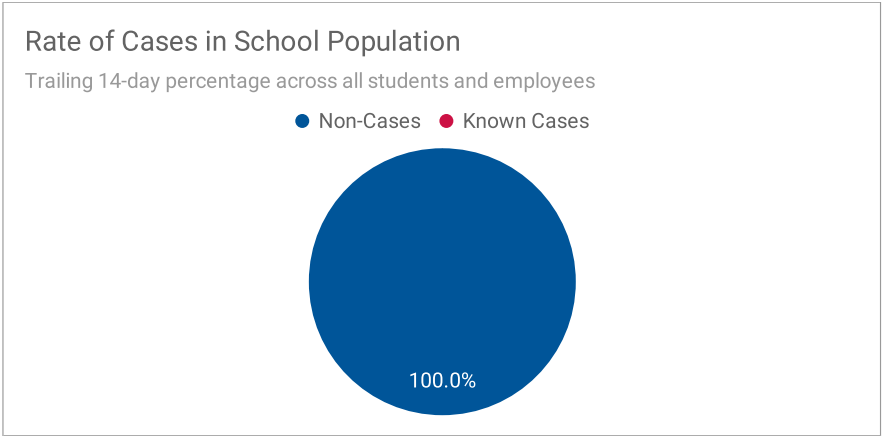
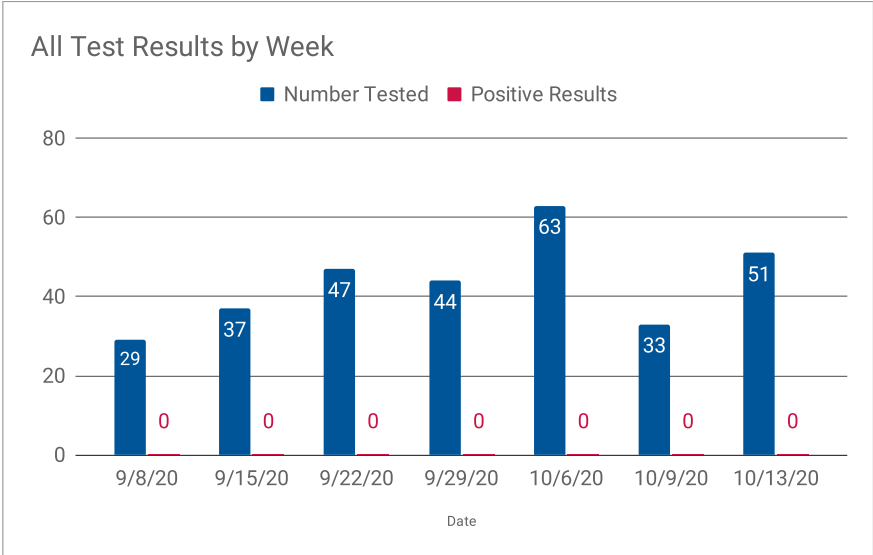
TESTING DASHBOARD

Updated 10/15/20

This dashboard is updated weekly to reflect both student and employee tests administered on-campus and reported cases.

Active Cases in Isolation as of 10/15/20
0

Total Cases Since 9/8/20
0



Positivity Rates Among Students

Date	Number of Tests	Positive Results	% of Tested Pop.	% of Student Pop.
10/6/20	24	0	0.0%	0.0%
10/9/20	12	0	0.0%	0.0%
10/13/20	21	0	0.0%	0.0%

Positivity Rates Among Employees

Date	Number of Tests	Positive Results	% of Tested Pop.	% of Employee Pop.
9/8/20	29	0	0.0%	0.0%
9/15/20	37	0	0.0%	0.0%
9/22/20	47	0	0.0%	0.0%
9/29/20	44	0	0.0%	0.0%
10/6/20	39	0	0.0%	0.0%
10/9/20	21	0	0.0%	0.0%
10/13/20	30	0	0.0%	0.0%