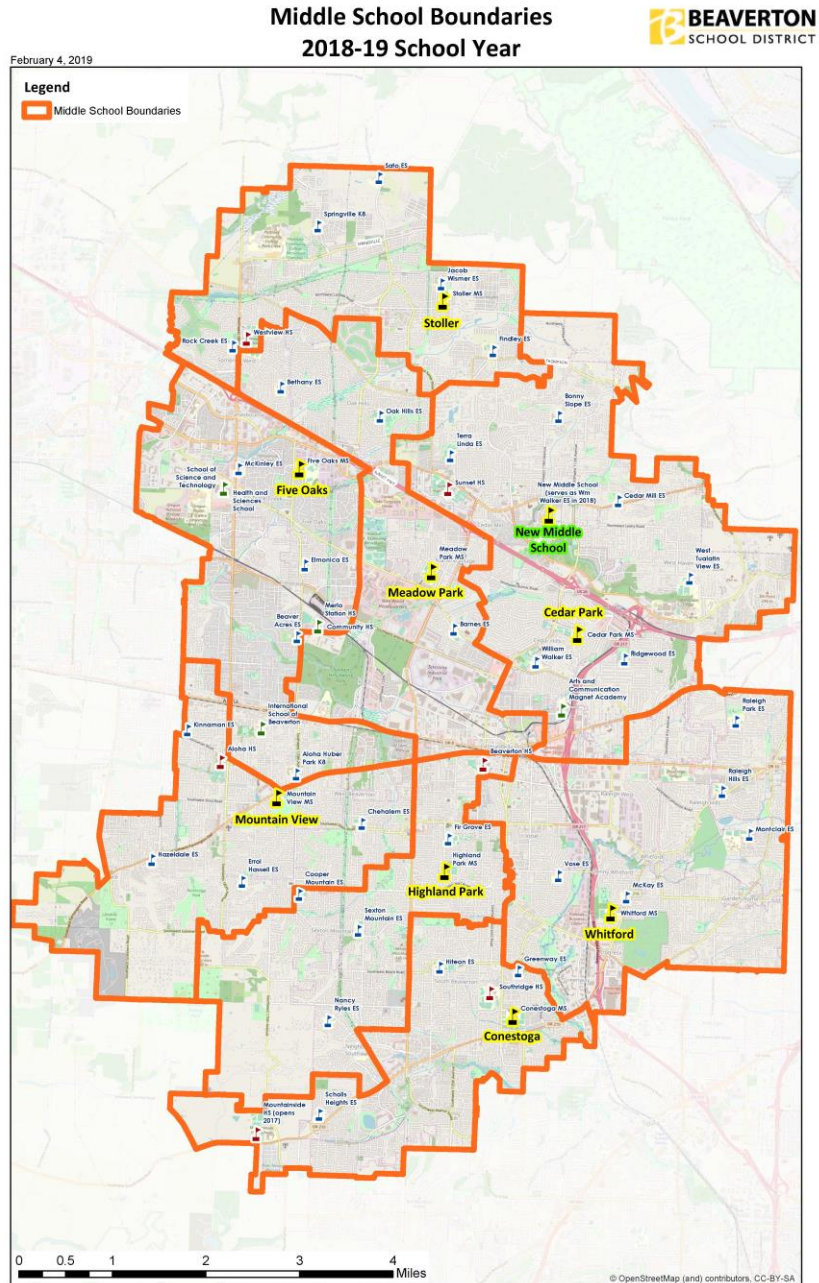


2019 Middle School Boundary Adjustment Process

Advisory Committee Mtg #13

ZOOM Virtual Meeting

October 15, 2020



Agenda

Welcome, opening comments, and meeting expectations	6:30 PM
Staff Review of Advisory Committee's preliminary recommendation	6:35 PM
Public testimony - 2 minute limit per person	6:50 PM
Advisory Committee discussion on meeting materials and public testimony	7:30 PM
Advisory Committee vote on final recommendation on: 1. Comprehensive Middle School Boundary 2. Legacy program option	8:30 PM

Meeting Expectations

- We assume best intentions - we all want the best for all of our students;
- We listen intently to understand better;
- We are open to considering new ideas;
- We remain open to influence and are not judgmental;
- We will consider all options;
- There are no bad questions;
- Our interactions will be done with respect; and
- We will respect opposing viewpoints.

School Board Objectives for the Boundary Adjustment

1. Create an attendance boundary for the Timberland-area middle school that provides a projected student population sufficient for comprehensive middle school programming.
2. Adjust the attendance boundary for Stoller MS to provide a projected student population of approximately 90% of the permanent capacity of Stoller MS.
3. Review and adjust the attendance boundaries of other middle schools, as needed, to accommodate the new Timberland-area middle school boundary.
4. If warranted, study and recommend minor adjustments to elementary and/or high school attendance boundaries in order to reconcile split feeder patterns or otherwise improve the alignment of attendance boundaries between all school levels.

[Adopted June 24, 2019](#), as per Board Policy JC

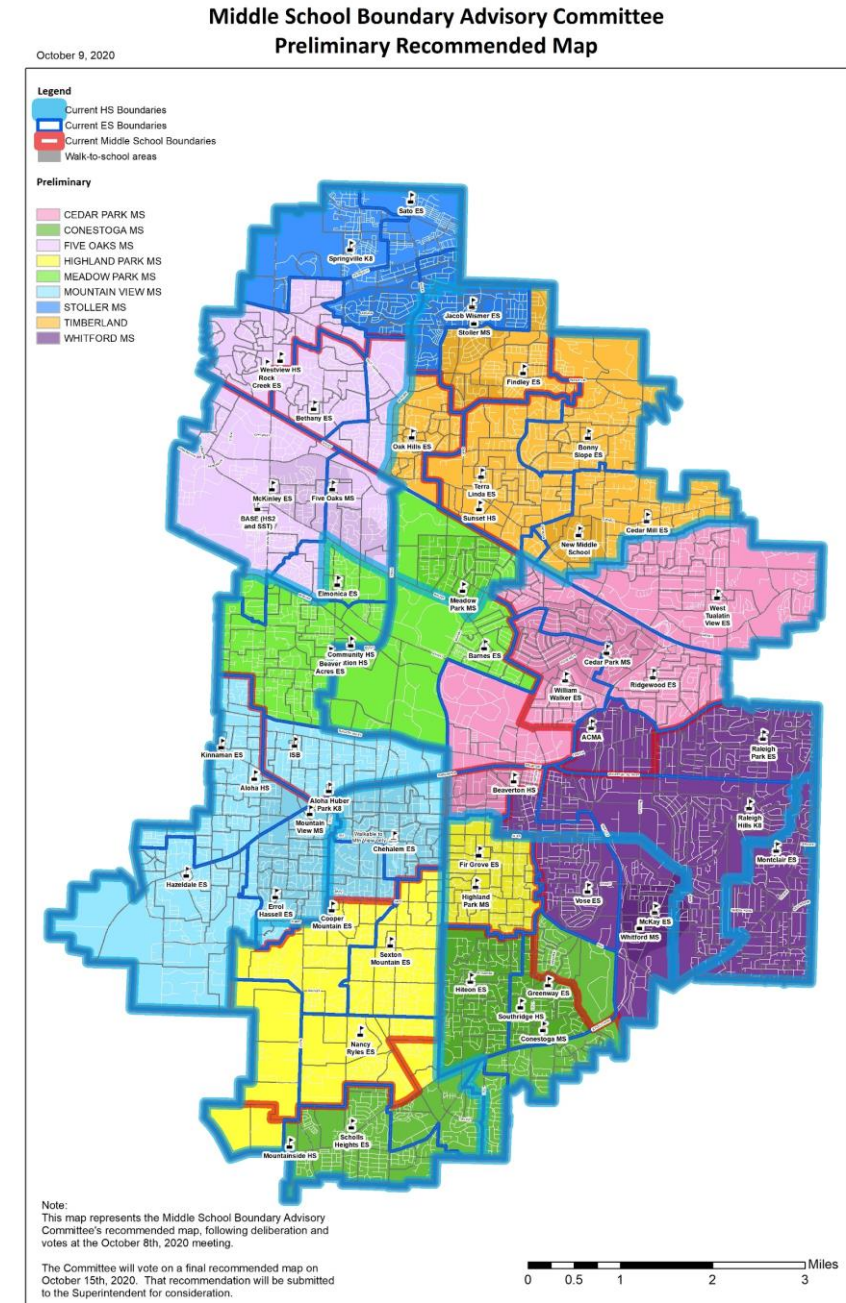
Policy JC Factors

“The Board recognizes that there are multiple factors to consider in satisfying the objectives of a boundary adjustment. Those factors may include, in no particular priority:

- Student body composition;
- Current and future availability of space at a school;
- Feeder patterns from elementary, middle to high school; and
- Neighborhood proximity and accessibility.”

October 8th Meeting Recap

1. Review of enrollment update & dual language information for Meadow Park
2. Discussion and vote on of boundaries for Mountain View (Chehalem & Cooper Mountain location)
3. Discussion and vote on location of Aloha-Huber Park (map GAMMA)
4. Discussion and vote to preliminarily approve Meadow Park and Cedar Park boundaries as shown in map GAMMA
5. Discussion of Legacy recommendation



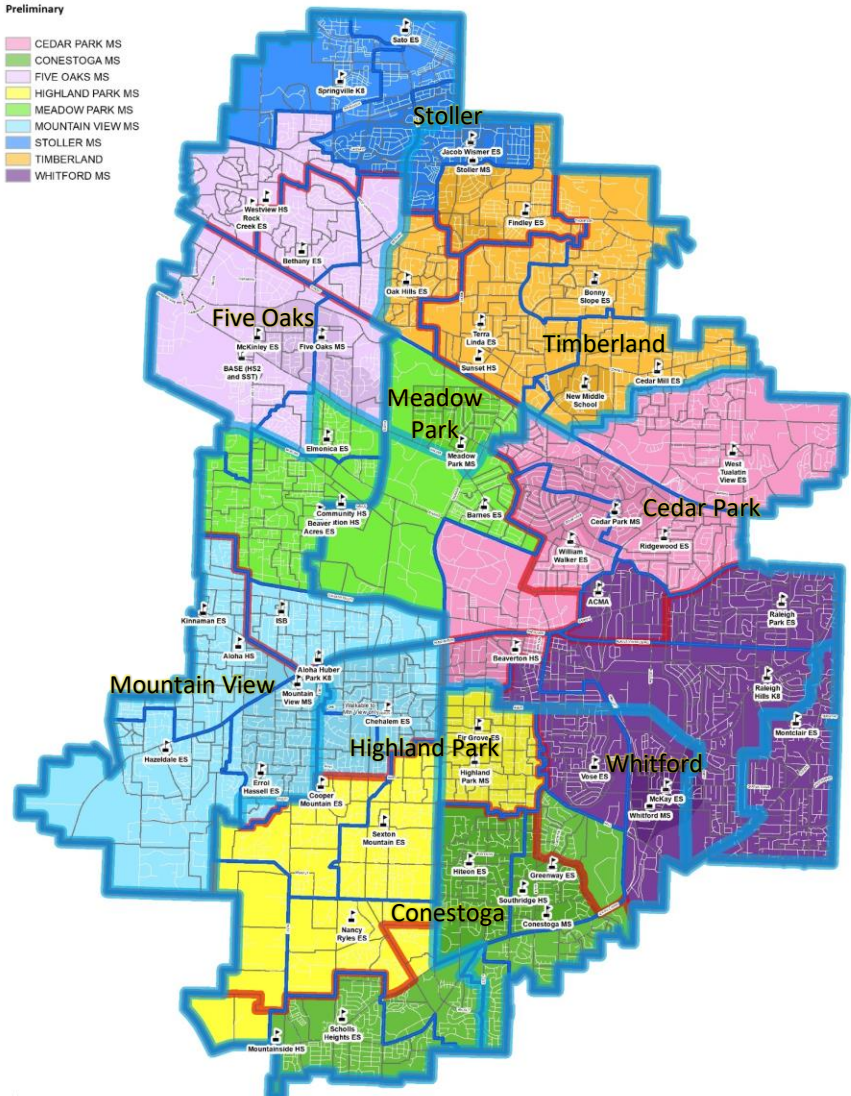
MS Boundaries:
Preliminary Recommendation

October 9, 2020

Legend
Current HS Boundaries
Current ES Boundaries
Current Middle School Boundaries
Walk-to-school areas

Preliminary

CEDAR PARK MS
CONESTOGA MS
FIVE OAKS MS
HIGHLAND PARK MS
MEADOW PARK MS
MOUNTAIN VIEW MS
STOLLER MS
TIMBERLAND
WHITFORD MS



Note:
This map represents the Middle School Boundary Advisory Committee's recommended map, following deliberation and votes at the October 8th, 2020 meeting.

The Committee will vote on a final recommended map on October 15th, 2020. That recommendation will be submitted to the Superintendent for consideration.

0 0.5 1 2 3 Miles

Preliminary Recommendation: Demographics

Current Boundaries

	Cedar Park	Conestoga	Five Oaks	Highland Park	Meadow Park	Mountain View	Stoller	Timberland	Whitford	District
Race / Ethnicity										
American Indian/ Alaska Native	0%	0%	0%	0%	0%	0%	0%	0%	0%	0%
Asian	11%	12%	13%	10%	14%	8%	45%	0%	3%	17%
Black /African American	2%	3%	5%	3%	3%	3%	2%	0%	3%	3%
Native Hawaiian / Pacific Islander	1%	1%	1%	1%	1%	1%	0%	0%	0%	1%
White	59%	56%	32%	59%	43%	46%	37%	0%	46%	46%
Hispanic / Latino	19%	19%	43%	18%	31%	33%	8%	0%	40%	25%
Multiracial	8%	10%	6%	9%	7%	8%	6%	0%	7%	8%
Total	100%	100%	100%	100%	100%	100%	100%	0%	100%	100%

October 1st: Option Gamma

	Cedar Park	Conestoga	Five Oaks	Highland Park	Meadow Park	Mountain View	Stoller	Timberland	Whitford	District
Race / Ethnicity										
American Indian/ Alaska Native	0%	0%	0%	0%	1%	0%	0%	0%	0%	0%
Asian	6%	12%	18%	10%	13%	8%	50%	27%	3%	17%
Black /African American	3%	3%	3%	3%	5%	4%	2%	1%	3%	3%
Native Hawaiian / Pacific Islander	1%	1%	1%	1%	1%	1%	0%	0%	1%	1%
White	47%	55%	46%	61%	33%	41%	32%	54%	44%	46%
Hispanic / Latino	37%	20%	24%	15%	40%	39%	9%	9%	41%	25%
Multiracial	7%	9%	7%	10%	6%	7%	6%	8%	7%	8%
Total	100%	100%	100%	100%	100%	100%	100%	100%	100%	100%

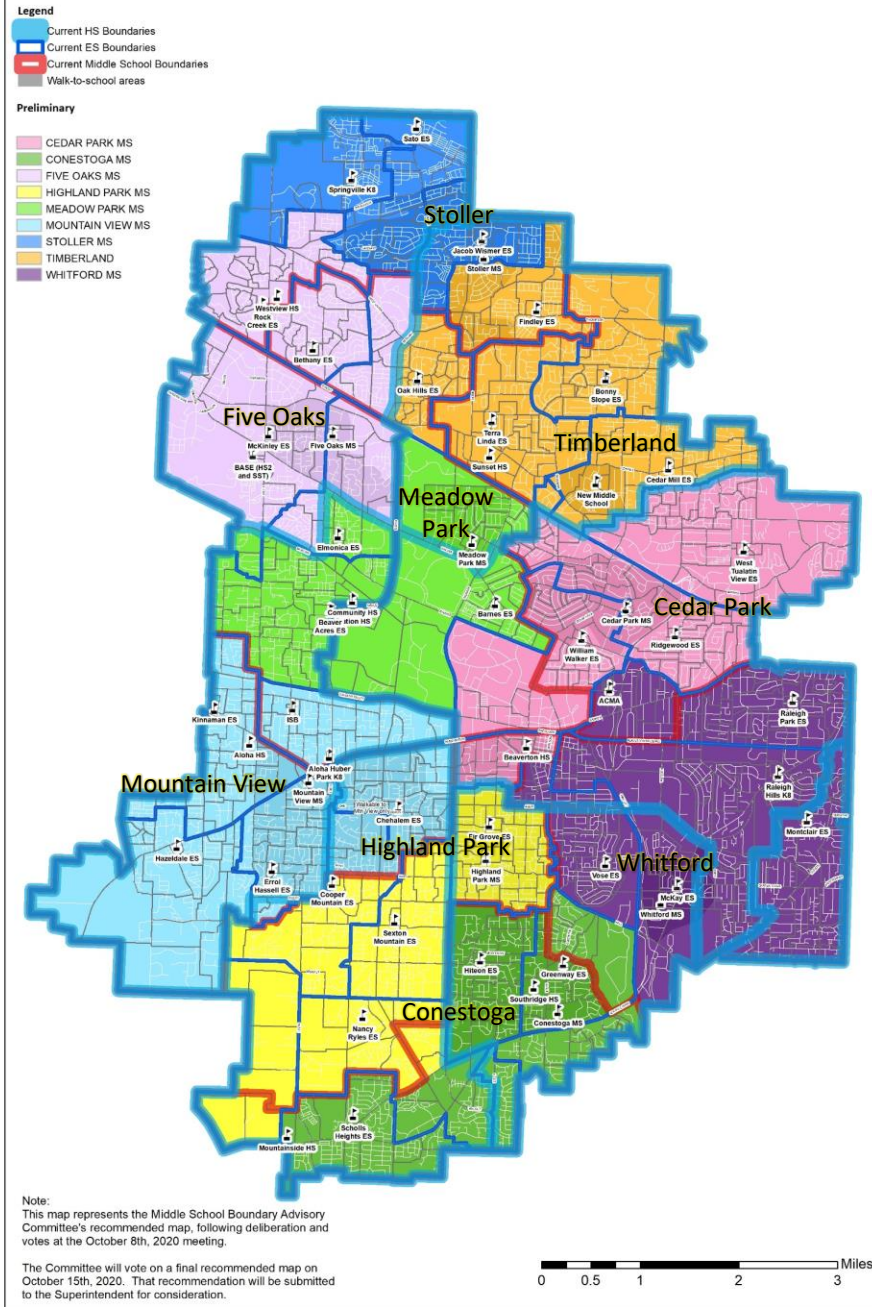
Change

	Cedar Park	Conestoga	Five Oaks	Highland Park	Meadow Park	Mountain View	Stoller	Timberland	Whitford	District
Race / Ethnicity										
American Indian/ Alaska Native	0%	0%	0%	0%	0%	0%	0%	0%	0%	0%
Asian	-5%	0%	5%	0%	-1%	0%	4%	27%	0%	0%
Black /African American	1%	0%	-2%	0%	2%	1%	0%	1%	0%	0%
Native Hawaiian / Pacific Islander	0%	0%	0%	0%	0%	0%	0%	0%	1%	0%
White	-12%	0%	14%	3%	-10%	-5%	-5%	54%	-2%	0%
Hispanic / Latino	18%	1%	-19%	-4%	9%	6%	1%	9%	2%	0%
Multiracial	-2%	0%	1%	1%	-1%	-1%	-1%	8%	0%	0%

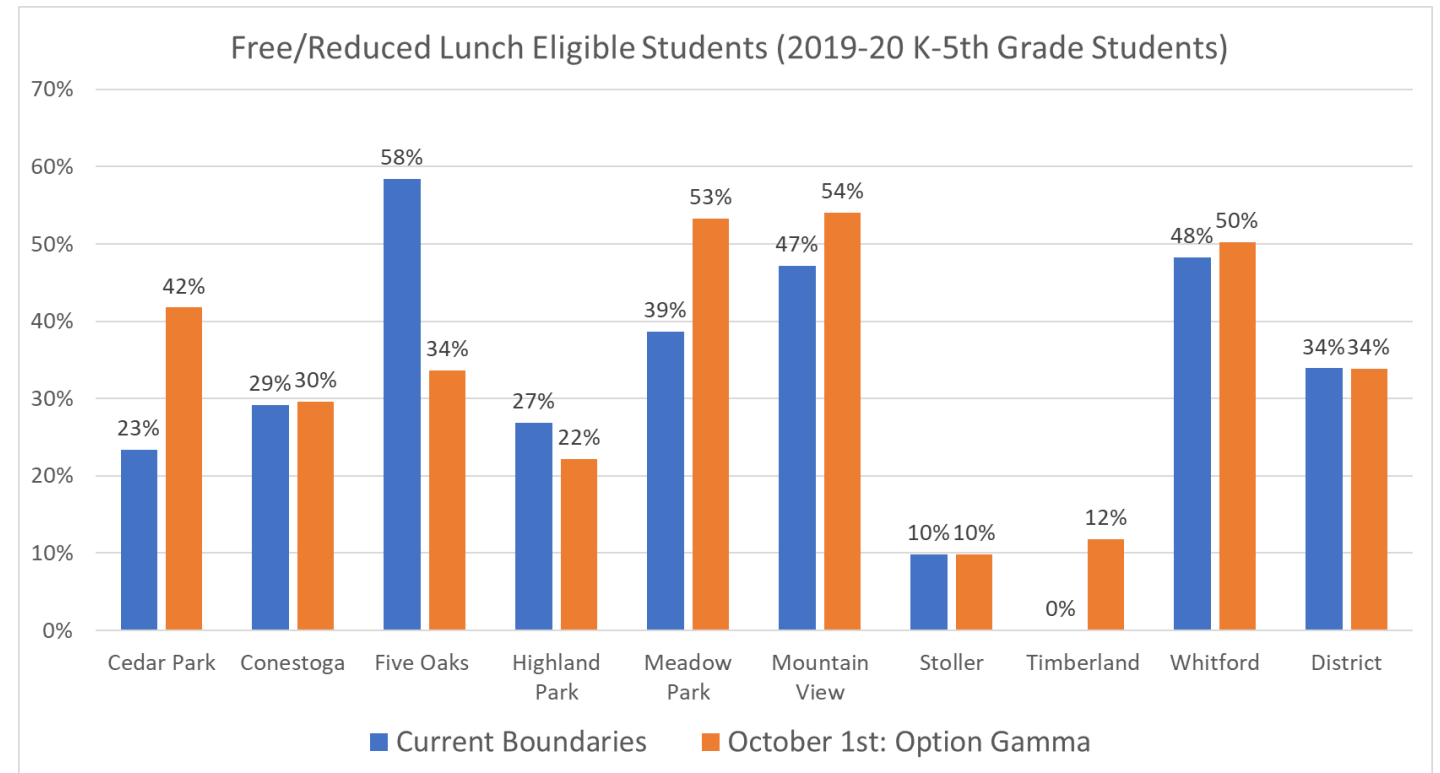
Figures include all K-12 students as of 2019-20 school year

October 9, 2020

MS Boundaries: Preliminary Recommendation



Committee Oct 1st: Option Gamma Poverty Indicator

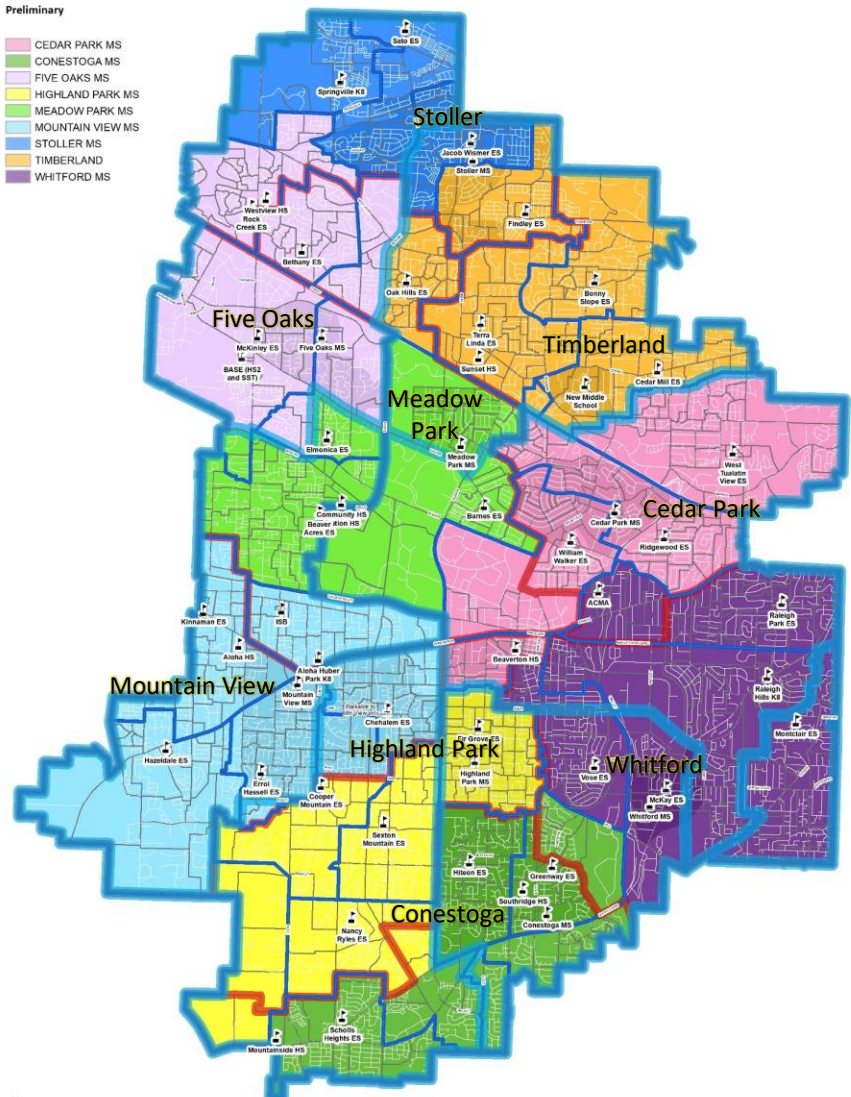


MS Boundaries: Preliminary Recommendation

October 9, 2020

Legend

Preliminary



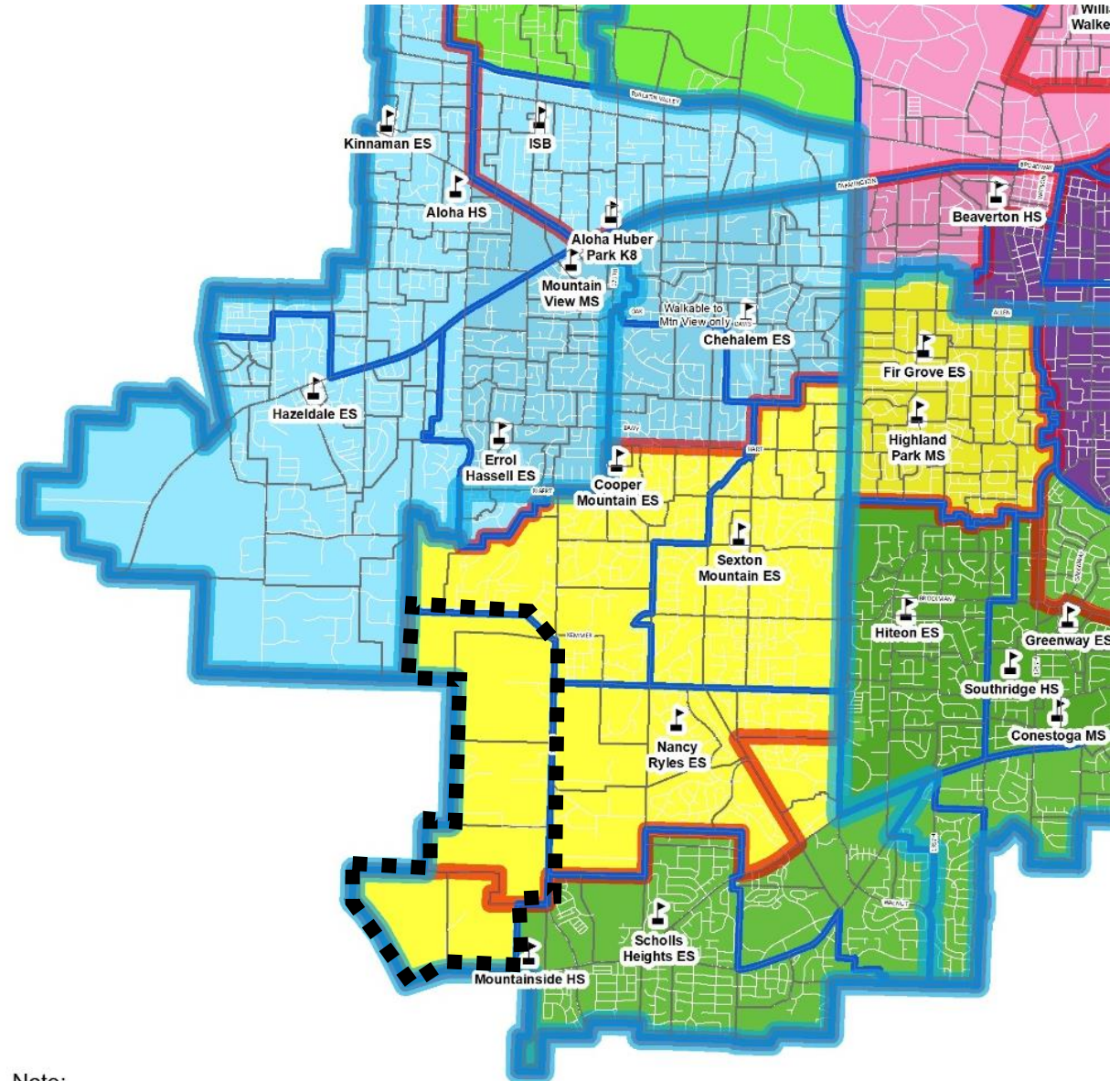
Committee Oct 1st: Option Gamma High School Feeder Patterns

	Aloha	Beaverton	Mountainside	Southridge	Sunset	Westview
Existing Boundaries	Receives % of students from	Receives % of students from	Receives % of students from	Receives % of students from	Receives % of students from	Receives % of students from
Cedar Park		41%			45%	
Conestoga			39%	45%		
Five Oaks	51%					24%
Highland Park		7%	43%	18%		
Meadow Park		22%			14%	23%
Mountain View	49%		18%			
Stoller					41%	53%
Timberland						
Whitford		31%		37%		
Total	100%	100%	100%	100%	100%	100%
Oct 1st Meeting Option Gamma	Aloha	Beaverton	Mountainside	Southridge	Sunset	Westview
	Receives % of students from	Receives % of students from	Receives % of students from	Receives % of students from	Receives % of students from	Receives % of students from
Cedar Park		52%				
Conestoga			37%	47%		
Five Oaks						61%
Highland Park			45%	18%		
Meadow Park	30%	13%			8%	
Mountain View	70%		18%			
Stoller					17%	39%
Timberland					75%	
Whitford		36%		34%		
Total	100%	100%	100%	100%	100%	100%

Note: Figures represent K-12 totals for SY 2019-20

Hazeldale Tail

- Currently is assigned to Highland Park (feeds to MHS)
- Committee asked for information about moving it to Mountain View MS



Note:

Hazeldale Tail

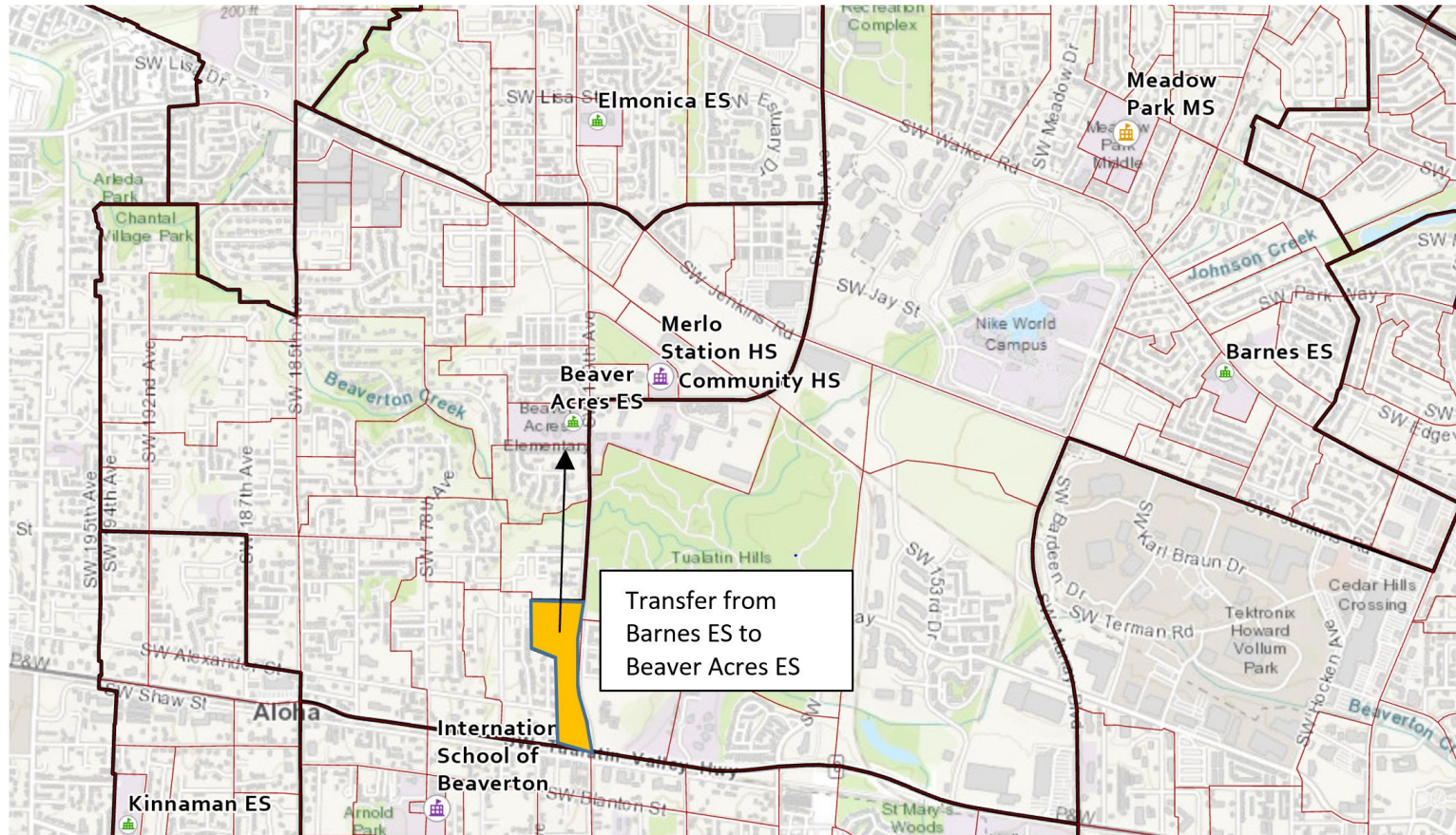
- Minimal impact in 2021, as there are few homes / students in the area
- More impact in 2025 (or earlier if development is added sooner)

	Mountain View in Preliminary Map	w/ Haz Tail
Grand total attending in 2025	809	895
% utilization of permanent capacity	82%	90%

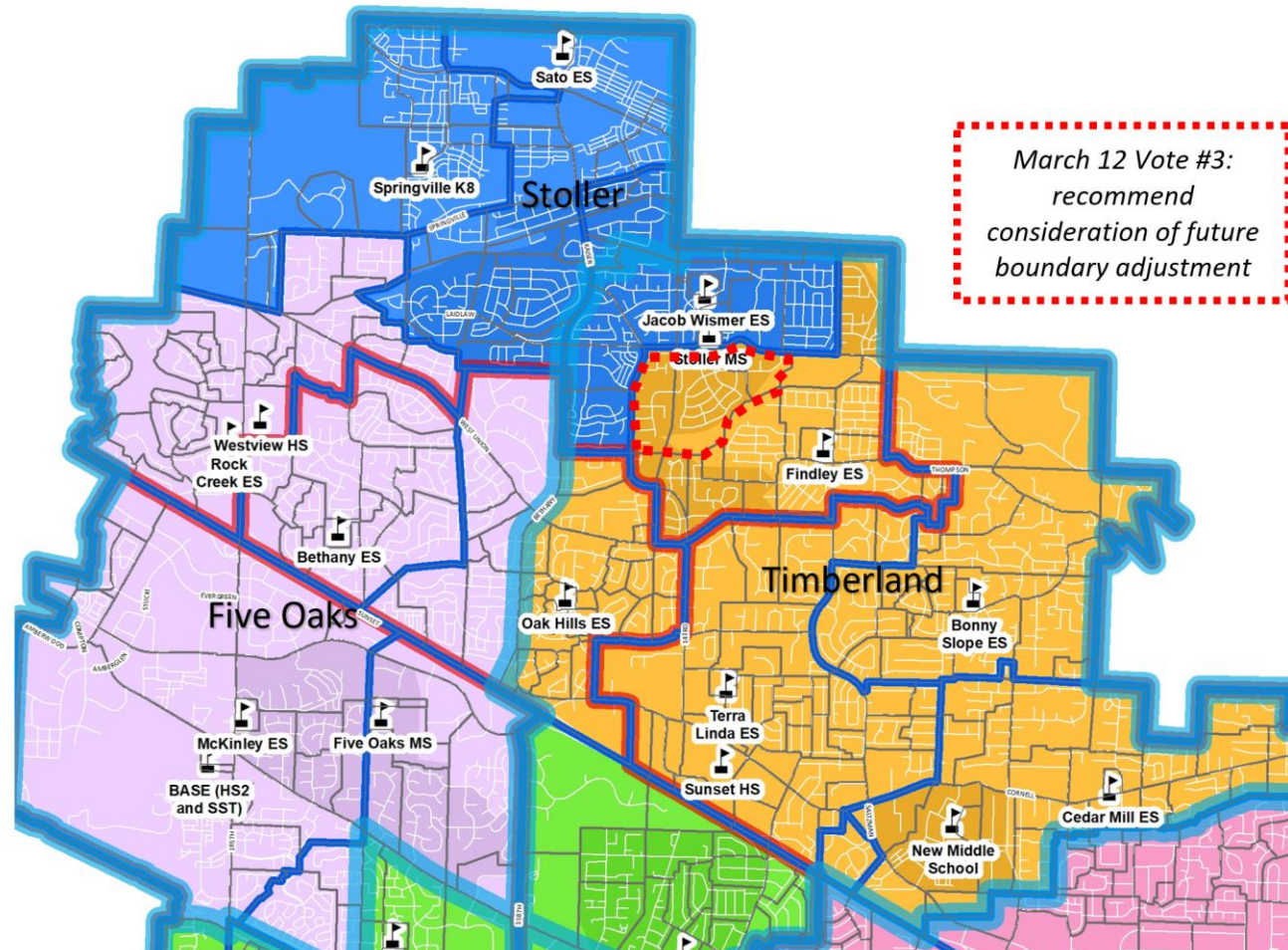
	Highland Park in Preliminary Map	w/out Haz Tail
Grand total attending in 2025	739	635
% utilization of permanent capacity	85%	75%

Recommendation Vote:

Minor Adjustment: Barnes to Beaver Acres



Recommendation Vote: Future ES Boundary Adjustment in Findley/JW Area



Recommendation Vote: Legacy Program

If the committee were to consider recommending to the Superintendent a legacy opportunity for students to remain at the middle school they are currently attending, staff recommend the following as a legacy parameters:

- Students entering the 8th grade in SY 2021-22 may opt in to remain at their original boundary school as legacy students (the default will be for all students to go to their new boundary school).
- Legacy status is not to be offered to students entering the 6th and 7th grade in SY 2021-22.
- Legacy status is not to be offered to students that are siblings of those students who opt in to remain at their original MS.

Final Recommendation

Final Advisory Committee vote on final recommendation on:

1. Comprehensive Middle School Boundary
2. Legacy program option