

Student w/Medicaid Billable Services is not Showing up in Service Tracking What to Check

1. Check to verify that it is an [Eligible Service for the current school year](#).

RELATED SERVICES	MEDICAID
BEHAVIOR INTERVENTION PLAN IMPLEMENTATION	N *Changed in 20/21 School Year
BEHAVIORAL SKILLS	Y *For Teacher Use
EATING / FEEDING / MEAL PREPARATION	Y *For Teacher Use
FINE MOTOR SKILLS	Y
GROOMING / DRESSING / BATHING	Y *For Teacher Use
GROSS MOTOR SKILLS	Y
HEARING SKILLS	Y

2. Go to the IEP Screen in myIDEA and Expand the “Update Service Providers” Section to view exactly how the services are currently entered into the IEP. The Service spelling and format MUST match EXACTLY what is in the myIDEA dropdown choices. ([See this link for myIDEA Pulldown List and Eligible Services.](#)) The example below shows “SPEECH/LANGUAGE SERVICES” the dropdown choice is: “SPEECH LANGUAGE SKILLS”.

Created By RSANTOS

Update Service Providers

Finalized IEP

Update Service Providers

Special Education Services

Service Name	Location Name	Minutes	Frequency	Provider
ADAPTED P.E.	SPECIAL EDUCATION	30	WEEKLY	
READING	SPECIAL EDUCATION	300	WEEKLY	
MATH	SPECIAL EDUCATION	300	WEEKLY	
WRITTEN LANGUAGE	SPECIAL EDUCATION	150	WEEKLY	
SCIENCE	SPECIAL EDUCATION	60	WEEKLY	

Columns Hidden 4

Related Services

Service Name	Location Name	Minutes	Frequency	Provider
SPEECH/LANGUAGE SERVICES	SPECIAL EDUCATION	90	MONTHLY	
TEACHER DIRECTED COMMUNICATION	SPECIAL EDUCATION	75	WEEKLY	S

Columns Hidden 4

Save Provider Update

3. In service tracking this is what you would see:

encore Sandbox Database

Student Information System - Human Resources

myIDEA Menu Medicaid - Utilities

Service Tracking

School Year 2021 School Adams

Student: E Student ID: Grade: 06 Birth Date:

Add Service to October 2020 StudentId: 13

Notice, no choice for SPEECH LANGUAGE SKILLS

Services




Teacher Directed Communication - Teacher Use

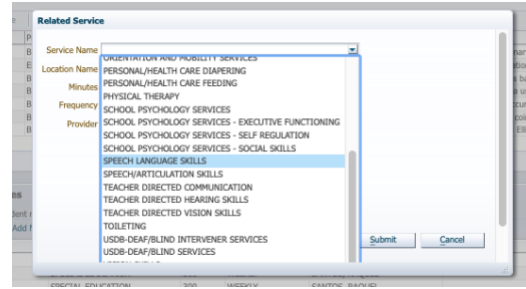
Service Type Directed

Time Listed on IEP 75 Frequency WEEKLY

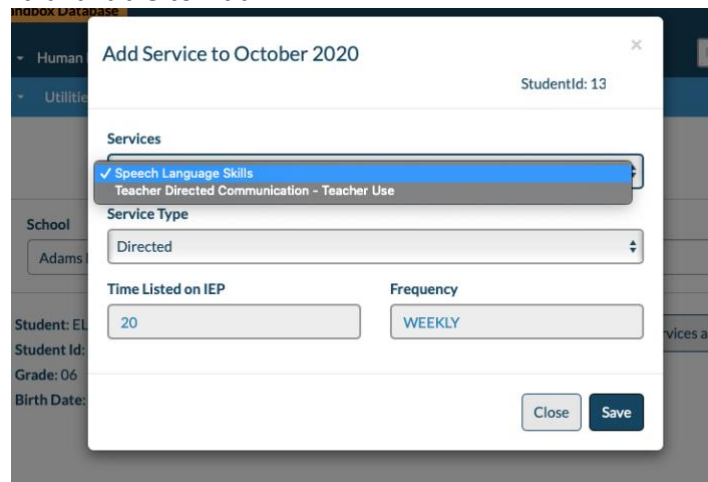
Text

Close Save

4. To get SPEECH LANGUAGE SKILLS to show, you would have to enter the IEP and “Create Addendum”  Delete the service and Add a new service Choosing “SPEECH LANGUAGE SKILLS” from the drop down.  



5. After finalizing the IEP Addendum, return to the Service Tracking, and you will see the log is there and available to Add.



Still Not showing up?

- 5a. If you can't see the student after making these changes, verify that SCRAM is set for the student.
- 5b. If SCRAM is set and you still can't see the student after making the above changes. It is likely that the student's parents didn't sign consent for Medicaid Reimbursement. You can verify that with Cozette Freckleton - cfreckleton@dsdmail.net