
MEMORANDUM

DATE: October 12, 2020
FROM: Steven A. Sparks, AICP
Robert McCracken
TO: Middle School Boundary Adjustment Advisory Committee
SUBJECT: October 15, 2020 Committee Meeting

Meeting Expectations

The committee will conclude its work with the October 15, 2020 meeting. The committee will reach a final recommendation on the full definition of middle school boundaries at the conclusion of the October 15, 2020 meeting.

At the conclusion of the October 8, 2020 committee meeting, the Committee reached a preliminary conclusion on a recommendation for the complete definition of middle school boundaries. The committee's final vote will be on the boundaries are determined at the October 8th meeting and will take place after receiving testimony from the public. The committee may consider amendments to the preliminary recommendation map if a majority of the committee wishes to do so. At the conclusion of the meeting, a final recommendation of the committee on the middle school boundaries and any potential legacy student program will be reached.

The October 15th meeting is the final Middle School Boundary Adjustment advisory committee meeting.

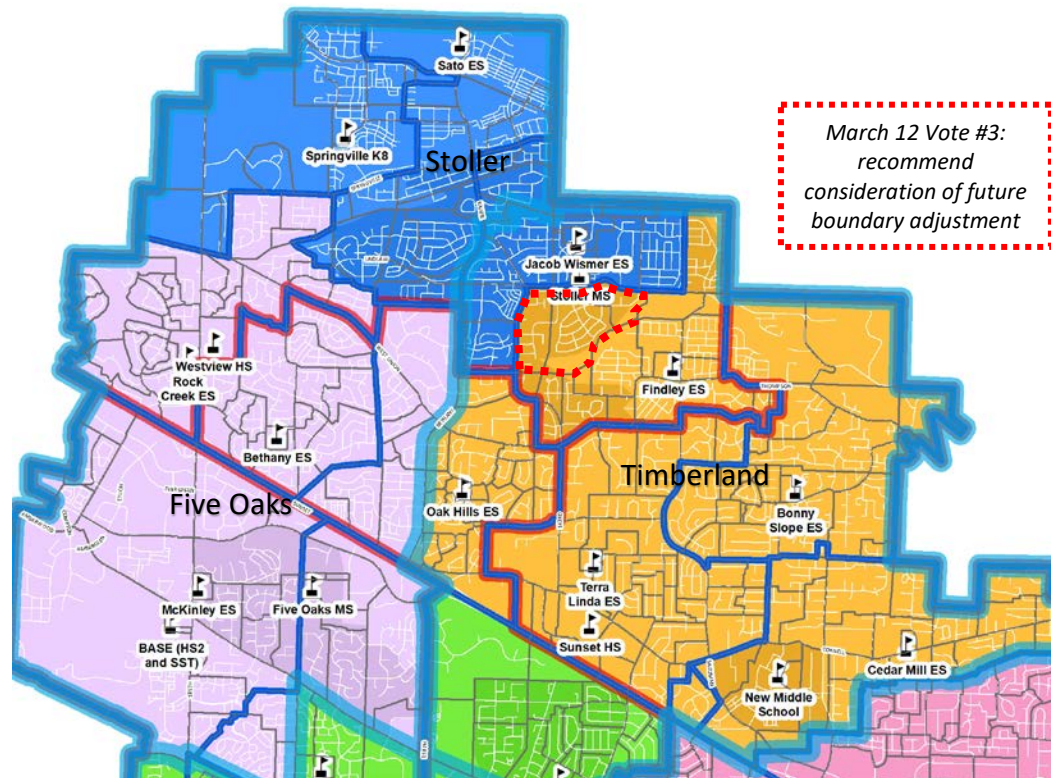
A. Summary of Preliminary Recommended Boundary Map

At the September 3, 2020 and October 8, 2020 Middle School Boundary Advisory (MSBA) Committee meetings, the committee voted on the boundaries of each of the nine (9) middle schools. At the conclusion of the October 8th meeting, a preliminary recommendation for the complete definition of middle school boundaries was reached.

The following is a summary of the review process and recommended findings for the committee to consider of each middle school boundary as a part of its formal recommendation to Superintendent Grotting.

1. Stoller Middle School

Stoller Boundary as preliminarily approved by the committee on September 3, 2020



The Stoller MS boundary was the primary focus of attention for the boundary process because the size of the enrollment is one of the Board Objectives for the MSBA process. The Board objective is:

“Adjust the attendance boundary for Stoller MS to provide a projected student population of approximately 90% of the permanent capacity of Stoller MS.”

The area of the existing Stoller MS attendance boundary has seen substantial enrollment growth in the North Bethany neighborhoods. The vast majority of the public testimony received by the committee throughout the MSBA process concerned the definition of the Stoller MS boundary. To reach the Board’s Objective of reducing the enrollment to a student population of approximately 90% of the permanent capacity of Stoller MS, it was clear that existing areas within the Stoller attendance area must be moved to other middle school attendance boundaries. To guide its discussions, the committee used the direction from staff that the approximately 90% capacity objective was for the first year of the new middle school attendance boundaries, SY 21-22.

Early in the committee’s discussions, the committee wanted to keep feeder patterns from elementary school to middle school intact for the Stoller boundary. The committee also wanted to preserve walkability to Stoller MS. The committee considered approximately 10

unique scenarios to see how the Board's objective could be met. Several of the scenarios relied heavily on bussing students to different middle schools. For example, there were scenarios wherein Springville ES would be bussed to Five Oaks or Timberland. Other scenarios considered transporting Jacob Wismer ES or Sato ES to Timberland. While these scenarios may have addressed the Board objective, the committee concluded that the transportation cost and amount of time students would be in busses was not a satisfactory by-product of those solutions.

The committee also considered scenarios wherein the existing Findley ES and Springville ES attendance boundaries would be split between middle schools. For the Springville ES area, the committee considered scenarios wherein the area south of Brugger Road would feed to Five Oaks MS. The committee also considered a scenario wherein just the area south of Springville Road along NW 185th Avenue would feed Five Oaks MS. For these splits, the committee was concerned about the potential impact of splitting the neighborhood at the middle school feeder level. Moreover, the committee was concerned with removing the area near the intersection of West Union and NW 185th Avenue which provides socio-economic diversity to the Stoller MS attendance area.

With respect to the Findley ES attendance area, the committee considered keeping the areas of Findley ES that are walkable to Stoller MS. The committee received public testimony from residents in the area that argued for both keeping Findley as a single feeder of a middle school and advocating for having the walkable portion of the Findley area feed Stoller. The committee considered several scenarios of different Findley ES neighborhoods and specific attendance grid codes remaining at Stoller. In the end, the committee could not agree on splitting off any portion of the Findley ES attendance area to remain at Stoller MS. Because of this, all of Findley ES is proposed to be assigned to the Timberland area middle school attendance area.

While the committee's recommendation is to have all of the Findley ES attendance area feed the Timberland area middle school, a majority of the committee has also recommended to the Superintendent that the District consider undertaking an elementary school boundary adjustment for Findley ES. The committee suggests that additional consideration be made on the possibility of adding a part of the existing Findley ES attendance area to the Jacob Wismer ES attendance area.

The committee also spent considerable time discussing the impact of the SUMMA program at Stoller MS and the ability to meet the Board Objective. The committee reasoned that if the SUMMA program was relocated outside of Stoller MS, the likelihood of meeting the Board objective would be greater. This reasoning was based on the enrollment in the SUMMA program would move and not remain at Stoller MS as general education students. Staff informed the committee that the location SUMMA programs is a decision made by the Teaching and Learning Department and that the decision will be based on the number of students who enroll in SUMMA and if full math classes can be achieved. The committee does not have and cannot make a recommendation on the presence of SUMMA at Stoller MS.

After all consideration of the possible attendance boundary locations for Stoller MS, the committee recommends that the proposed boundary for Stoller MS satisfies the *factors* for boundary adjustments contained in Policy JC. Specifically, the committee finds the following:

- *Student body composition;*

Stoller MS has the lowest percentage of poverty of all middle school attendance areas. While a potential adjustment could improve the ability to meet the Board Objective on overcrowding for Stoller MS, options explored would have further diminished the socio-economic diversity of Stoller MS. The committee finds that the maintaining a level of diversity of Stoller outweighs the capacity impact at the school.

- *Current and future availability of space at a school;*

Stoller MS currently has the largest enrollment of all the middle schools in the district. Capacity has been a critical issue; hence, the Board's Objective to reduce enrollment. The recommended boundary will reduce the enrollment to approximately 100% capacity of the permanent capacity of the school. While imperfect, the recommended boundary is a substantial improvement over the existing capacity issue. Furthermore, if some or all of Stoller's resident SUMMA population is relocated to another school, utilization of capacity at Stoller will be lower than 100%. The location of SUMMA programs is the purview of the Teaching & Learning Department.

- *Feeder patterns from elementary, middle to high school; and*

The committee respects the public testimony provided attesting to the importance of maintaining feeder patterns from elementary school to middle school. The recommended boundary keeps three (3) elementary schools feeding Stoller MS; Jacob Wismer, Sato, and Springville ES.

- *Neighborhood proximity and accessibility.*

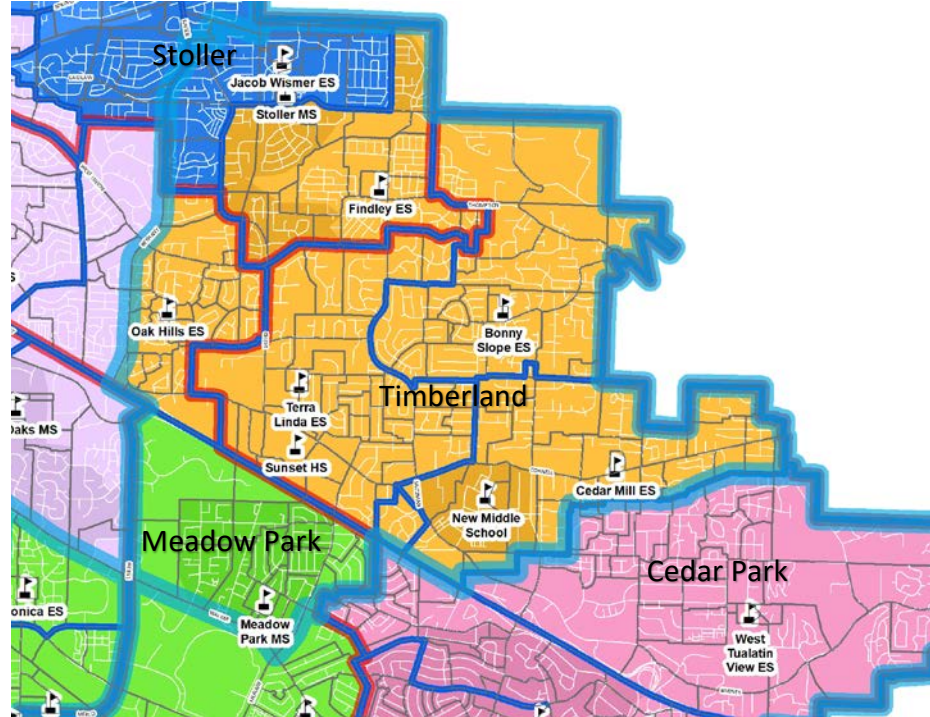
The three (3) elementary schools recommended to feed Stoller MS are proximate to Stoller MS and will preserve approximately half of the existing walk zones for Stoller MS. The committee considered several options where the three (3) elementary schools would be bussed to different middle schools. The most deliberated scenario had Springville ES being bussed whole or in part to Five Oaks MS. While the bussing option would have substantially satisfied the Board Objective for Stoller MS, the committee concluded that the tradeoff for having students transported the distance to Five Oaks did not outweigh the impact of meeting the Board Objective.

In conclusion, the committee acknowledges that the recommended boundary does not *fully* meet the Board Objective for Stoller MS. However, taken all of the findings on the Policy JC factors, the committee finds that the recommended boundary will be a substantial

improvement over the existing condition at Stoller MS, the best option that fulfills Policy JC factors, and the least disruptive option for the impacted community moving forward.

2. Timberland area middle school

Timberland area middle school as preliminarily approved by the committee on September 3, 2020



Creating an attendance boundary for the Timberland area middle school was the primary purpose of the MSBA process due to the scheduled opening of the middle school in August 2021; hence, the following Board objective:

“Create an attendance boundary for the Timberland-area middle school that provides a projected student population sufficient for comprehensive middle school programming.”

A new attendance boundary for the Timberland area is an opportunity to remove enrollment at Stoller MS; however, the boundary will also remove enrollment from Cedar Park MS given the location of the school within the current Cedar Park MS attendance area. The Timberland school’s location and potential impact to other middle schools was a routine concern expressed by the committee.

The committee considered several scenarios for creating an attendance boundary for the Timberland area school. These scenarios included, but are not limited to, having Cedar Mill, Sato, or Jacob Wismer ESs feeding Timberland. The committee also considered splitting Barnes ES attendance area to have that portion of Barnes ES that feeds Sunset HS feed to Timberland. As noted above, the committee also considered a split of Findley ES to feed Timberland. For the reasons stated above, the committee did not pursue the option to split Findley ES.

The committee did receive public testimony advocating for different elementary schools to feed into the Timberland school. The committee agreed on Bonny Slope, Cedar Mill, and Terra Linda feeding to Timberland in relatively short order. The committee also determined that Findley ES should feed the Timberland area school to help fulfill the Board Objective concerning the enrollment size at Stoller MS.

The committee did receive testimony from residents in the Oak Hills ES attendance area about two issues. In one planning scenario, the committee discussed the possibility of evaluating the moving the Sunset HS and Westview HS attendance boundary line wherein the Oak Hills ES area west of Bethany Boulevard would be moved to the Sunset HS boundary. The committee was considering concurrently the possibility of having all of Oak Hills ES feed to Meadow Park MS as it current does. The committee discussed whether such a move would improve the alignment of attendance boundaries. The committee chose to not pursue this option because the committee concluded that such a move would not meet the Board Objective of minor boundary amendments. This Board Objective states:

“If warranted, study and recommend minor adjustments to elementary and/or high school attendance boundaries in order to reconcile split feeder patterns or otherwise improve the alignment of attendance boundaries between all school levels.”

The second substantive issue to which the public provided testimony concerned the area of Oak Hills ES located east of Bethany Boulevard. Throughout the scenario planning process, the Oak Hills East area was shown as attending Meadow Park MS as the current boundary defines Oak Hills ES middle school feeder. However, other scenarios have Oak Hills West attending Five Oak MS thus creating a split feeder pattern and having Oak Hills East be the only school north of Highway 26 feeding Meadow Park MS. Testimony also observed that the vast majority of Meadow Park MS students will feed into Beaverton HS whereas Oak Hills East students will feed into Sunset HS. The committee agreed with the points made in the public testimony from the Oak Hills East residents and concluded that the Oak Hills East area will feed to the Timberland area school.

After all consideration of the possible attendance boundary locations for the Timberland Area middle school attendance boundary, the committee recommends that the proposed boundary for Timberland area school meets the Board Objective and satisfies the *factors* for boundary adjustments contained in Policy JC. Specifically, the committee finds the following:

- *Student body composition;*

The student body composition of the Timberland area school will have a low share of students in poverty. While additional amendments to the recommended boundary will improve the balance of socio-economic diversity, such amendments would be to the detriment of other factors contained in Policy JC.

- *Current and future availability of space at a school;*

Being a new school with the capacity of approximately 1,100 students, the Timberland area school has sufficient capacity for the new attendance area and the ability to accommodate additional enrollment growth in the attendance area. The school has the capacity to accommodate special programs and potential future middle school attendance boundary adjustments if needed.

- *Feeder patterns from elementary, middle to high school; and*

The committee recommendation will allow for all Timberland area school students to feed into Sunset HS. While the recommendation does introduce a split of the Oak Hills ES students, the new split is in response to and matches the split previously created by the high school boundary adjustment decision. The committee considered including the West TV ES attendance boundary in the Timberland area school based on proximity to the school. However, since West TV ES is a Beaverton HS feeder, the committee recommends that maintaining the Beaverton HS feeder pattern outweighed the proximity factor.

- *Neighborhood proximity and accessibility.*

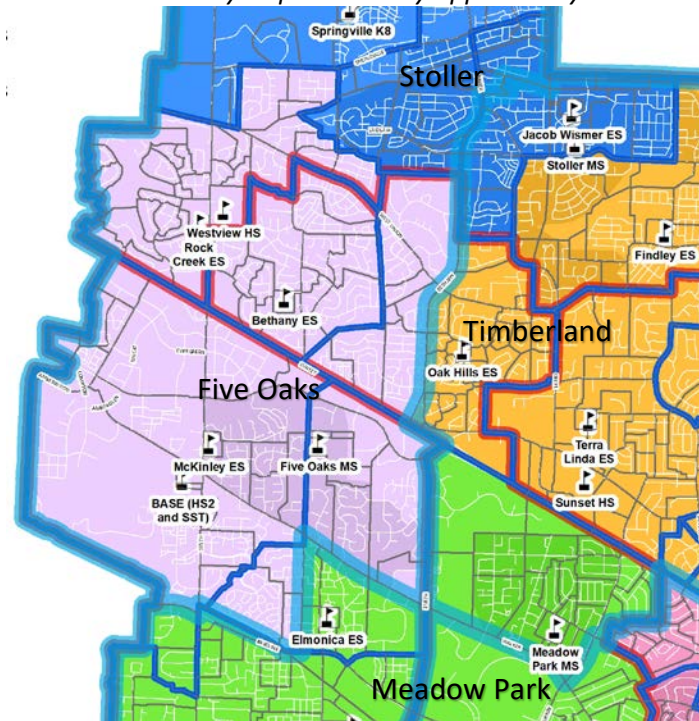
The four (4) complete elementary schools and one (1) split elementary school recommended to feed the Timberland area middle school. Cedar Park, Terra Linda and Bonny Slope are the most proximate to the Timberland area school. The committee has recommended that all of Findley ES move to the Timberland area school to help meet the Board Objective of reducing the enrollment at Stoller MS. While West TV ES may be closer to the Timberland school, Stoller needs to move students out to another middle school. Findley ES students will occupy space at the Timberland area school that may have otherwise been utilized by West TV ES students.

As noted in the text above concerning Findley ES and proximity to middle school, the committee acknowledges the undesirable result of students who currently walk to Stoller MS will now be bussed to the Timberland area school. The committee considered multiple options to retain the Stoller walk zones from Findley ES. However, the impact to the Board Objective concerning Stoller MS capacity and the introduction of a new split feeder pattern could not be overcome.

In conclusion, the committee acknowledges that the recommended boundary may cause students who now walk to school to be transported to school. However, students who are currently transported to Cedar Park will now be able to walk to school. The committee recommends the boundary for the Timberland area school as fulfilling the Board Objective to create an attendance boundary that will offer the comprehensive programming for a middle school. The committee also finds that recommended boundary meets the factors contained in Policy JC.

3. Five Oaks Middle School

Five Oaks boundary as preliminarily approved by the committee on September 3, 2020



While there is not a Board Objective for adjusting the Five Oaks MS attendance boundary, an adjustment has been necessitated to address the Board Objective to reduce the enrollment at Stoller MS. The Five Oaks MS attendance boundary was also influenced by the creation of the Timberland area middle school attendance boundary. Therefore, the following Board Objective is relevant for the Five Oaks MS attendance boundary:

“Review and adjust the attendance boundaries of other middle schools, as needed, to accommodate the new Timberland-area middle school boundary.”

The committee considered several scenarios for creating an attendance boundary for Five Oaks MS. These scenarios included, but are not limited to, having all of Rock Creek ES as the only school north of Highway 26, Rock Creek and Springville ESs, and part of Sato ES feed to Five Oaks MS. These scenarios also included retaining, splitting, or removing elementary schools south of Five Oaks including Aloha-Huber Park K-8, Beaver Acres ES, and Elmonica ES.

The committee received public testimony concerning the variety of boundary maps that were being considered. A common theme received was the desire of communities north of Highway 26 move together to Five Oaks MS. For example, moving Rock Creek and Bethany ESs together to Five Oaks MS. In considering this public testimony, the committee recognized the positive result that more Westview HS feeding students will be attending Five Oaks MS. The committee also recognized that the more students that move to Five Oaks MS, the impact to building capacity will have to be offset by moving students from the areas south of Five Oaks to another middle school.

As noted in the Stoller MS section of this report, the committee considered the possibility of moving all or part of the Springville ES attendance area to Five Oaks. Public testimony in support and opposition of these scenarios was considered by the committee and while such a boundary amendment would result in a boundary for Stoller MS to fulfill the relevant Board Objective, the committee concluded that a boundary that added Springville ES to Five Oaks MS was not a solution that would best fulfill the Board Objective for Stoller MS.

The committee also received testimony from residents in the Oak Hills ES attendance area that is located west of Bethany Boulevard. The planning scenarios considered by the committee included all of Oak Hills ES attending Meadow Park MS as currently exists. However, public testimony stated that Oak Hills ES students are being adversely impacted by attending a middle school which feeds three (3) different high schools. In considering the balance of planning scenarios and public testimony, the committee concluded that having Bethany ES, Rock Creek ES, and Oak Hills ES West was a good solution for a northern boundary for Five Oaks MS.

Because of the proximity of McKinley ES and Elmonica ES, the committee concluded that these two schools should remain at Five Oaks MS. The additional benefit for including these two schools is that Five Oaks MS could be a complete feeder to Westview HS. The committee recognizes that a portion of the Elmonica ES attendance area is included in the Aloha HS attendance boundary. Because of this fact, the committee concluded that the portion of Elmonica ES that will feed to Aloha HS should be paired with Beaver Acres ES in feeding Meadow Park MS.

In considering the above described boundary for Five Oaks MS, the committee determined that Aloha-Huber Park K-8 and Beaver Acres ES would need to be moved to another middle school. The committee took into consideration the lower number of students sent to Five Oaks MS because of Aloha-Huber Park K-8 having a 6th grade through 8th grade program and the possibility of requesting the Teaching and Learning Department to move the Rachel Carson program to another middle school. Even with these two considerations, the capacity at Five Oaks MS could not accommodate Aloha-Huber Park and Beaver Acres.

After all consideration of the possible attendance boundary locations for Five Oaks MS, the committee finds that the recommended boundary for Five Oaks MS meets the Board Objective and satisfies the *factors* for boundary adjustments contained in Policy JC. Specifically, the committee finds the following:

- *Student body composition;*

The student body composition of Five Oaks MS will reduce the proportion of the student population who are eligible for free/reduced lunch. While additional amendments to the recommended boundary will improve the balance of socio-economic diversity, such amendments would be to the detriment of other factors contained in Policy JC.

- *Current and future availability of space at a school;*

The recommended boundary will bring Five Oaks MS close to capacity with some room to accommodate growth. The committee notes that the capacity is addressed in part by the staff materials showing that the Rachel Carson program being moved to Cedar Park.

- *Feeder patterns from elementary, middle to high school; and*

The committee recommendation will allow for all Five Oaks MS students to feed into Westview HS. While the recommendation does introduce a split of the Oak Hills ES students, the new split is in response to and matches the split previously created by the high school boundary adjustment decision. The committee considered including the portion of Elmonica that feeds to Aloha HS but has determined that having a small number of students attending Five Oaks MS that will not attend Westview HS like the vast majority of students will not be beneficial to the Elmonica students and families.

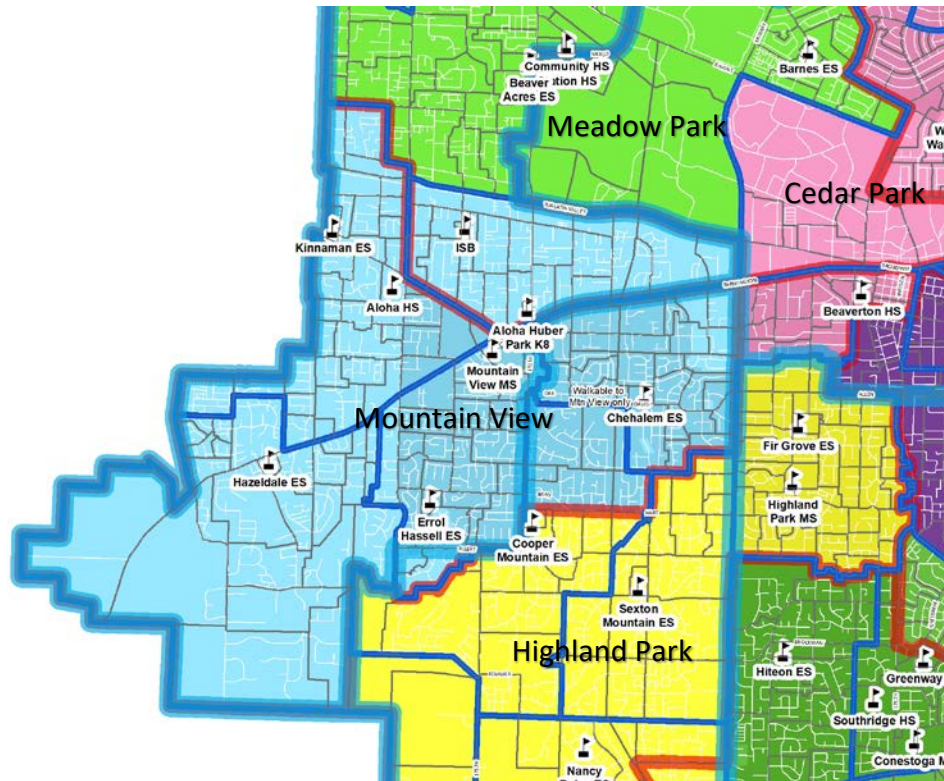
- *Neighborhood proximity and accessibility.*

The three (3) complete elementary schools and two (2) split elementary school recommended to feed Five Oaks MS are proximate in location to Five Oaks MS. As noted above, a portion of Elmonica ES is also proximate to Five Oaks MS; however, the committee finds that having the Elmonica students attend Meadow Park MS will benefit those students since they will be with more students who will also follow the feeder pattern to Aloha HS.

In conclusion, the committee acknowledges that the recommended boundary may be a substantial revision of the Five Oaks MS student body; however, the new boundaries are needed to address the Board Objectives for Stoller MS and the Timberland area middle school. The committee recommends the boundary for Five Oaks MS fulfills the relevant Board Objectives as noted herein. The committee also finds that recommended boundary meets the factors contained in Policy JC.

4. Mountain View Middle School

Mountain View boundary as preliminarily approved by the committee on October 8, 2020



There is not a Board Objective for adjusting the Mountain View MS attendance boundary. However, it became readily apparent that as decisions were being made to meet the Board Objectives for reducing the enrollment at Stoller MS and create an attendance boundary for the Timberland area middle school, there would be carry-on impacts to the other middle school boundaries south of the Stoller and Timberland boundaries. By bringing Bethany and Rock Creek ESs attendance areas to the Five Oaks MS boundary, this action required the relocation of other elementary school feeders south of Five Oaks MS to other middle schools. The pinch point for the committee in deliberating where Aloha-Huber Park K-8, Beaver Acres, and Elmonica elementary schools should feed to middle school became focused on Aloha-Huber Park K-8.

For the Mountain View MS boundary, the committee's primary issues of deliberation were:

- Opportunities for lowering the free and reduced lunch (FRL) percentages at the school, and
- The proximity of Aloha-Huber Park K-8 to the school,

The committee considered several scenarios for creating an attendance boundary for Mountain View MS. The main scenarios included, but were not limited to, having all of Cooper Mountain ES feed Mountain View MS, remove the area of Chehalem ES west of Murray Boulevard from

feeding Mountain View MS, and have all of Hazeldale ES feed Mountain View MS. The committee also considered having all of Aloha-Huber Park K-8 feeding Mountain View MS.

The committee received public testimony concerning the variety of boundary maps that were being considered. A mix of comments were received with respect to the issue concerning the percentage of FRL students at Mountain View MS. In response to this issue, the committee considered a boundary adjustment wherein all of Cooper Mountain ES would feed Mountain View MS and the Chehalem West area would move to Highland Park MS. While this adjustment did lower the FRL percentage for Mountain View, the percentage change was only approximately five percent (5%) of the current FRL percentage. The committee received many comments from Cooper Mountain ES parents expressing their opposition to such a move. At the October 8th meeting, the committee determined that the Cooper Mountain ES and Chehalem West boundaries should not be adjusted and determined that the existing feeder patterns for these two areas should be retained.

Aloha-Huber Park K-8 was reviewed for adding to the Mountain View MS boundary because of the proximity of the area. The committee considered several issues including transportation, dual language, FRL percentages, and proximity in reviewing the Aloha-Huber Park K-8 feeder pattern. The committee recognized that there were several trade-offs between the identified issues and concluded that the proximity to Mountain View MS for the students and their families is an issue of overriding importance. For example, the committee considered having Aloha-Huber Park K-8 feed to Meadow Park MS. A benefit for this feeder would allow Aloha-Huber Park students who participate in the dual language would now have the ability to continue their dual language education since that is a program at Meadow Park MS. However, the committee determined that the proximity to Mountain View MS would be more important for students and their families. The committee also noted that since Aloha-Huber Park K-8 has 6th, 7th, and 8th grade programs, the number of students who will be feeding into Mountain View MS will be lower than other similar elementary school feeders since approximately 160 potential middle school students will remain at Aloha-Huber Park K-8.

After all consideration of the possible attendance boundary locations for Mountain View MS, the committee finds that the recommended boundary for Mountain View MS satisfies the *factors* for boundary adjustments contained in Policy JC. Specifically, the committee finds the following:

- *Student body composition;*

The student body composition of Mountain View MS will see an increase in the proportion of the student population who are eligible for free/reduced lunch. While additional amendments to the recommended boundary could improve the balance of socio-economic diversity, such amendments would be to the detriment of other factors contained in Policy JC, especially neighborhood proximity to Mountain View MS.

- *Current and future availability of space at a school;*

The recommended boundary will bring Mountain View MS to approximately 100% of its permanent capacity. While Aloha-Huber Park K-8 could feed to another middle school which would lower the impact to capacity at Mountain View and improve the capacity utilization at another middle school (e.g. Meadow Park MS) the committee believes the proximity of Aloha-Huber Park K-8 to Mountain View MS overrides any potential capacity concerns.

- *Feeder patterns from elementary, middle to high school; and*

The committee recommendation will allow for Mountain View MS students to feed into Aloha and Mountainside HS as currently exists today. While the recommendation does include an existing split of the Chehalem ES students, the split is existing and matches the split previously created by the high school boundary adjustment decision.

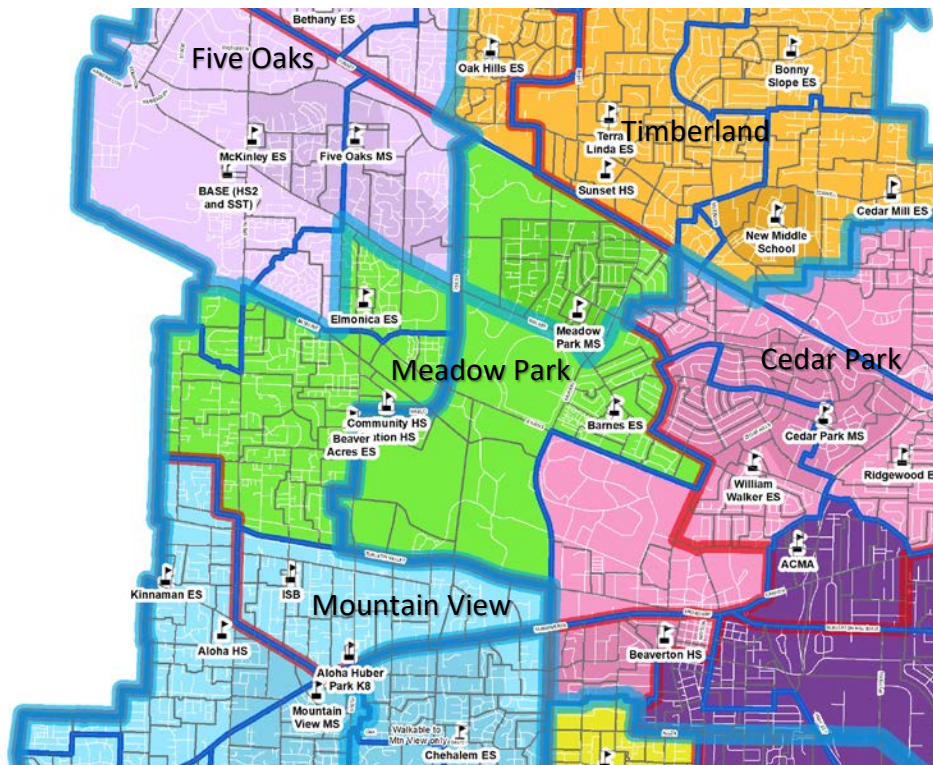
- *Neighborhood proximity and accessibility.*

As noted throughout this section, neighborhood proximity was an important factor in the committee's deliberations over other factors such as student composition. While the Chehalem West area is a split feeder, the area is proximate to and currently feeds to Mountain View MS.

In conclusion, the committee acknowledges that the recommended boundary will not lower the FRL percentages and will bring the school to maximum utilization of capacity; however, the new boundary wherein Aloha-Huber Park K-8 is added to Mountain View MS will be a positive result for the students and their families due to neighborhood proximity. The committee recommends the boundary for Mountain View MS meets the factors contained in Policy JC

5. Meadow Park Middle School

Meadow Park boundary as preliminarily approved by the committee on October 8, 2020



As with the review of the Five Oaks MS boundary, there is not a Board Objective for adjusting the Meadow Park MS attendance boundary. Nevertheless, an adjustment to the Meadow Park MS boundary has been necessitated to address the Board Objective to reduce the enrollment at Stoller MS. Just like Five Oaks MS, the Meadow Park MS attendance boundary was also influenced by the creation of the Timberland area middle school attendance boundary. Therefore, the following Board Objective is relevant for the Meadow Park MS attendance boundary:

“Review and adjust the attendance boundaries of other middle schools, as needed, to accommodate the new Timberland-area middle school boundary.”

The committee considered several scenarios for creating an attendance boundary for Meadow Park MS. These scenarios included, but are not limited to, retaining all of Bethany ES and Oak Hills ES in the boundary, adding Terra Linda ES to the boundary, and moving Aloha-Huber Park K-8 and Beaver Acres ES to the boundary.

Because of the committee’s finding that Five Oaks MS boundary should include Bethany ES and the portion of the Oak Hills ES west of Bethany Boulevard (Oak Hills West), a substantial part of Meadow Park’s current enrollment was moved to Five Oaks MS. Because of the addition of Bethany ES, Rock Creek ES, and Oak Hills West feeding Five Oaks MS, the projected enrollment

at Five Oaks exceeded capacity of the school. Therefore, the committee determined Beaver Acres ES will now feed Meadow Park MS rather than Five Oaks MS.

Currently, all of Oak Hills ES feeds Meadow Park. However, with the determination that Oak Hills West will feed Five Oaks, the only remaining area north of Highway 26 that would feed Meadow Park MS is the eastern half of Oak Hills ES (Oak Hills East). The committee determined that the Oak Hills East area will feed to the Timberland area middle school rather than Meadow Park MS. The committee's findings for this specific adjustment are articulated in the Timberland section of this report.

The consideration of moving Terra Linda ES to feed Meadow Park was considered primarily to increase the number of students at Meadow Park MS that would feed to Sunset HS. As noted above, the decision to include Terra Linda ES in the Timberland area school boundary, this proposed adjustment was not supported.

The committee also considered the addition of the Aloha-Huber Park K-8 attendance area in the Meadow Park MS boundary. As noted in the Mountain View MS section of this report, the committee noted the potential benefits for adding Aloha-Huber Park K-8 to Meadow Park MS; however, the committee concluded that the proximity of the Aloha-Huber Park neighborhood to Mountain View MS outweighed the potential benefits of feeding to Meadow Park MS.

After all consideration of the possible attendance boundary locations for Meadow Park MS, the committee finds that the recommended boundary for Meadow Park MS meets the Board Objective and satisfies the *factors* for boundary adjustments contained in Policy JC. Specifically, the committee finds the following:

- *Student body composition;*

The student body composition of Meadow Park MS will see an increase in the proportion of the student population who are eligible for free/reduced lunch. The recommended boundary will also result in a much lower projected student enrollment than experienced at other middle schools. While additional amendments to the recommended boundary may improve the balance of socio-economic diversity and/or improve the enrollment numbers, such amendments would be to the detriment of other factors contained in Policy JC.

- *Current and future availability of space at a school;*

The recommended boundary will result in a substantially lower enrollment at Meadow Park MS and create substantial capacity for additional use of the school. The committee notes that the capacity could be addressed in part by the District designating Meadow Park MS for additional programming wherein students would travel to Meadow Park MS from their home school.

- *Feeder patterns from elementary, middle to high school; and*

The committee recommendation will eliminate one split high school feeder but create a new high school split feeder at Meadow Park MS. The boundary will remove Westview HS as a feeder from Meadow Park MS and create a new split feeder to Aloha HS. The small split feeder to Sunset HS will remain. The number of students that will feed to Sunset HS will be smaller than currently experienced with the removal of Oak Hills East. The committee acknowledges that a split feeder for Elmonica ES students will be created for the recommended Meadow Park MS boundary. However, the impacted Elmonica ES students are currently split by the high school boundary. The recommended boundary will allow those students to follow each other to middle and high school. Because of the addition of Beaver Acres ES students feeding to Meadow Park MS, there will be a substantial cohort of students who will feed to Aloha HS. This split feeder experience will be an improvement over the former Westview HS split.

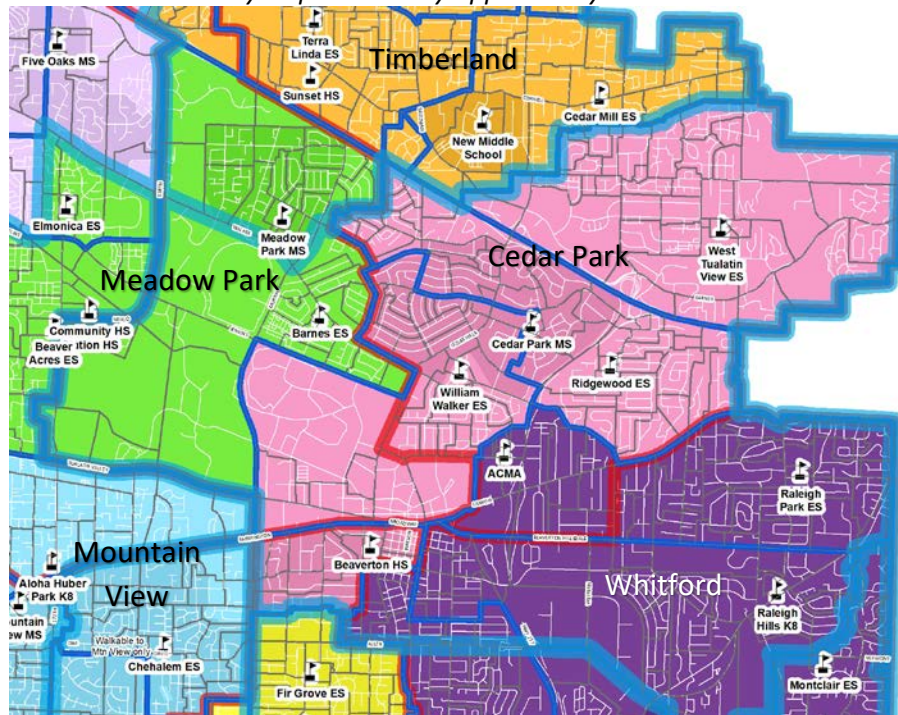
- *Neighborhood proximity and accessibility.*

The recommended boundary has elementary school neighborhoods which are proximate to Meadow Park MS. As noted above, a portion of Elmonica ES is also proximate to Five Oaks MS; however, the committee finds that having the Elmonica students attend Meadow Park MS will benefit those students since they will be with more students who will also follow the feeder pattern to Aloha HS.

In conclusion, the committee acknowledges that the recommended boundary may be a substantial revision of the Meadow Park MS student body; however, the new boundaries are needed to address the Board Objectives for Stoller MS and the Timberland area middle school. The committee recommends the boundary for Meadow Park MS fulfills the relevant Board Objectives as noted herein. The committee also finds that recommended boundary meets the factors contained in Policy JC.

6. Cedar Park Middle School

Cedar Park boundary as preliminarily approved by the committee on October 8, 2020



As with the review of the Five Oaks and Meadow Park MS boundaries, there is not a Board Objective for adjusting the Cedar Park MS attendance boundary. Nevertheless, an adjustment to the Cedar Park MS boundary has been necessitated to address the Board Objective to create the Timberland area middle school attendance boundary. Therefore, the following Board Objective is relevant for the Cedar Park MS attendance boundary:

“Review and adjust the attendance boundaries of other middle schools, as needed, to accommodate the new Timberland-area middle school boundary.”

The location of the Timberland area school is located within the current Cedar Park MS attendance boundary which will result in an adjustment to the Cedar Park MS boundary. Recognizing this fact, the committee considered scenarios for adding to the Cedar Park MS boundary in other areas. The committee was interested in taking advantage of creating a single high school feeder pattern wherein students would feed to Beaverton HS.

The committee was limited in the number of scenarios to consider for Cedar Park MS due to solutions for other middle school boundaries. Early in the review process, the committee considered ideas where complete elementary school attendance area such as Findley and Sato ESs could be moved to Cedar Park. These potential solutions were not pursued due to concerns that included, not were not limited to, transportation, lack contiguous boundary, feeder, and proximity. The committee focused on opportunities to bring Beaverton HS feeding students to Cedar Park. An example of this focus was to add the Chehalis ES area located east of Murray Boulevard to Cedar Park MS. This area, Chehalis East, had been feeding to Highland Park MS

and represented the only Beaverton HS bound students who attended Highland Park MS. The committee also eliminated a split feeder by bringing all of William Walker ES to Cedar Park MS.

The committee considered a proposal wherein West Tualatin View ES would be removed from Cedar Park MS and added to the Timberland area middle school. The proposal was not supported by the committee because of the high school feeder and the potential impact of further reducing the enrollment numbers at Cedar Park MS.

After all consideration of the possible attendance boundary locations for Cedar Park MS, the committee finds that the recommended boundary for Cedar Park MS meets the Board Objective and satisfies the *factors* for boundary adjustments contained in Policy JC. Specifically, the committee finds the following:

- *Student body composition;*

The student body composition of Cedar Park MS will see an increase in the proportion of the student population who are eligible for free/reduced lunch; however, this appears to be largely the result of the loss of elementary school areas creating the new boundary for the Timberland area school. The recommended boundary will also result in a lower projected student enrollment than experienced at other middle schools. While additional amendments to the recommended boundary may improve the balance of socio-economic diversity and/or improve the enrollment numbers, such amendments would be to the detriment of other factors contained in Policy JC.

- *Current and future availability of space at a school;*

The recommended boundary will result in a lower enrollment at Cedar Park MS and create additional capacity for additional use of the school. The committee notes that the capacity could be addressed in part by the District designating Cedar Park MS for additional programming, such as Rachel Carson from Five Oaks MS.

- *Feeder patterns from elementary, middle to high school; and*

The committee recommendation will eliminate two split high school feeders but create a new high school split feeder at Cedar Park MS. The splits removed will be for Raleigh Park and William Walker ESs. Raleigh Park ES will feed completely to Whitford MS and William Walker ES will feed completely to Cedar Park. The new split is for Chehalem East which will be acceptable due to the split matching the current high school boundary. The resulting boundary will have all Cedar Park MS students feeding to Beaverton HS.

- *Neighborhood proximity and accessibility.*

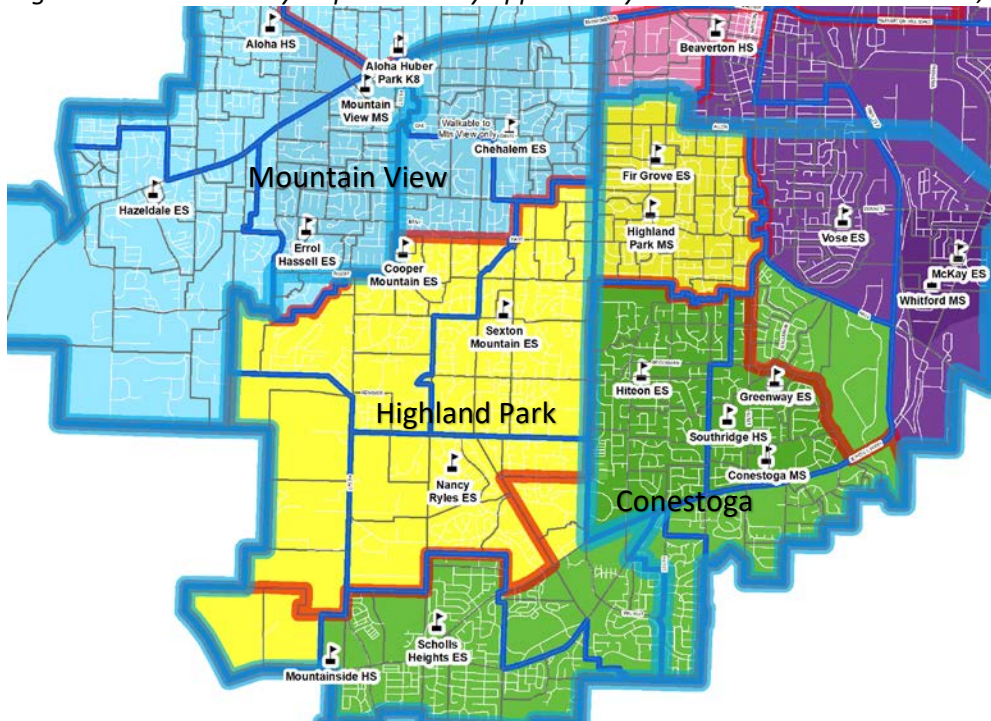
The recommended boundary has elementary school neighborhoods which are proximate to Cedar Park MS. The West Tualatin View ES area is closer to the Timberland area school than Cedar Park MS. However, the committee determined that preserving the feeder pattern

established by the high school boundaries were more important than neighborhood proximity. The Chehalem East area is also closer to Highland Park MS than Cedar Park MS. The committee chose to add Chehalem East to Cedar Park MS because of the feeder pattern to Beaverton HS outweighed the neighborhood proximity factor.

In conclusion, the committee acknowledges that the recommended boundary may be a substantial revision of the Cedar Park MS student body; however, the new boundaries are needed to address the Board Objective for the Timberland area middle school. The committee recommends the boundary for Cedar Park MS fulfills the relevant Board Objectives as noted herein. The committee also finds that recommended boundary meets the factors contained in Policy JC.

7. Highland Park Middle School

Highland Park boundary as preliminarily approved by the committee on October 8, 2020



The Highland Park MS adjustment is an opportunity to address the developing area in the South Cooper Mountain area of the City of Beaverton and consider the high school feeder patterns that exist within the current Highland Park MS attendance boundary. For the South Cooper Mountain area, the current boundary has this area feeding Conestoga MS. The committee has expressed its concern about the size of the projected enrollment at Conestoga MS and have agreed to move the area west of SW 175th to the Highland Park MS attendance boundary. This adjustment will affect the new residential development of the South Cooper Mountain area of the City.

The committee also considered how to eliminate split feeder patterns within the Highland Park MS area. As noted in the Cedar Park MS section of this report, an existing split wherein Chehalem East currently feeds Highland Park MS will now feed Cedar Park MS. The move of Chehalem East will allow those students to be in a middle school that will be a complete feeder to Beaverton HS. The committee also considered the existing split feeder for the Nancy Ryles ES attendance area. The committee could not reach a solution to eliminate the split due to the size of the Nancy Ryles ES enrollment and the adverse impact that it would have on either Conestoga or Highland Park MS. The committee concluded that a split middle school feeder boundary would better serve the students and the community by following Murray Boulevard and Scholls Ferry Road.

As noted in the Mountain View MS section of this report, the committee considered removing the current Cooper Mountain ES split between Highland Park and Mountain View MSs. The committee chose to not pursue this adjustment for the reasons noted in the Mountain View MS section of this report.

The committee acknowledges that the Board did not offer an objective to which the recommended boundary adjustment for Highland Park MS can be judged. However, in making its recommendation, the committee offers the following in response to the *factors* contained in Policy JC.

- *Student body composition;*

The student body composition of Highland Park MS will remain substantially similar to the current student population. Some changes may occur with new development in the South Cooper Mountain area of the City of Beaverton but those will not be known until development takes place. The committee considered additional changes to the recommended boundary which may improve the balance of socio-economic diversity of the school but determined that such amendments would be to the detriment of other factors contained in Policy JC.

- *Current and future availability of space at a school;*

The recommended boundary will result in an enrollment at Highland Park MS wherein the capacity of the school will not be fully utilized. Future development in the South Cooper Mountain area was added to the Highland Park MS attendance boundary since capacity will exist to accommodate projected enrollment.

- *Feeder patterns from elementary, middle to high school; and*

As noted in the text above, the committee considered split feeders at the elementary and high school levels for Highland Park MS. The committee has eliminated a split feeder for Chehalem East which will not result in Highland Park MS split feeding only to Mountainside and Southridge HSs.

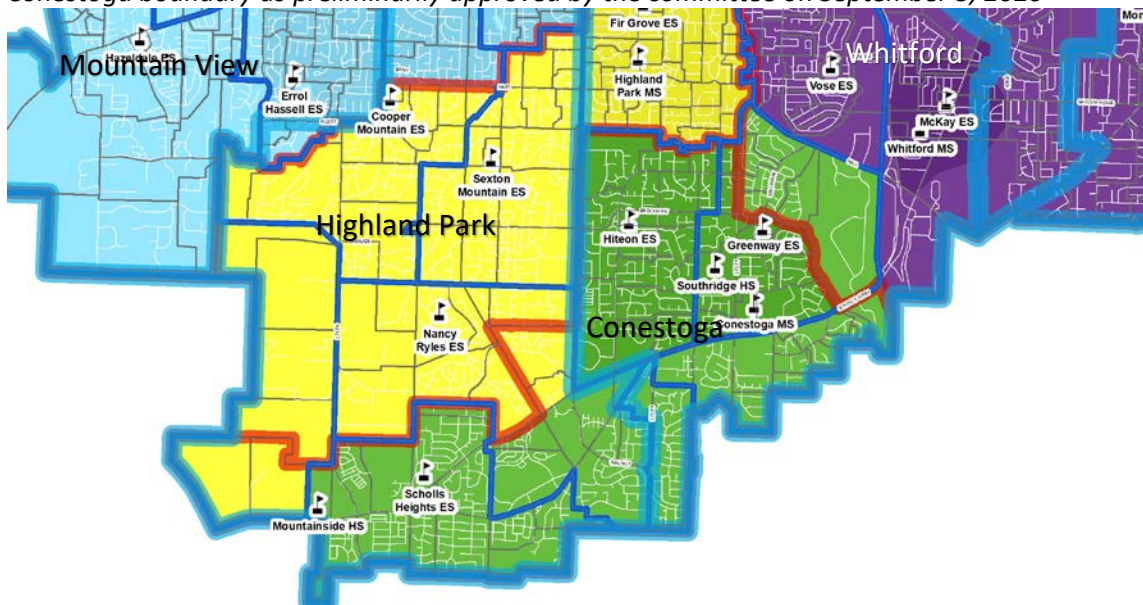
- *Neighborhood proximity and accessibility.*

The recommended boundary has elementary school neighborhoods which are proximate to Highland Park MS. The South Cooper Mountain area may be closer to Conestoga MS. However, there are capacity concerns at Conestoga MS which may not be able to accommodate all of the growth in that area. Chehalem East may also be closer to Highland Park MS than Cedar Park MS. The committee concluded that having those students feed to a Beaverton HS feeder outweighed the neighborhood proximity factor.

In conclusion, the committee acknowledges that the boundary adjustment is one of opportunity rather than a Board identified objective. The committee concludes that the recommended amendment will have a beneficial impact by having an enrollment similar to other middle schools, result in a school that will offer the comprehensive programming for a middle school and will eliminate a split feeder. The committee recommends that the adjustment will be better for students and meets the factors contained in Policy JC.

8. Conestoga Middle School

Conestoga boundary as preliminarily approved by the committee on September 3, 2020



The Conestoga MS adjustment is an opportunity to address the developing area in the South Cooper Mountain area of the City of Beaverton and the River Terrace area of the City of Tigard. The committee is concerned about the size of the projected enrollment at Conestoga MS and agreed to move the area west of SW 175th to the Highland Park MS attendance boundary. This adjustment will affect the new residential development of the South Cooper Mountain area of the City. The committee also considered how to remove the split feeder pattern that exists within the Nancy Ryles ES attendance area. The committee could not reach a solution to eliminate the split due to the size of the Nancy Ryles ES enrollment and the adverse impact that it would have on either Conestoga or Highland Park MSs. The committee concluded that a split middle school feeder boundary would better serve the students and the community by following Murray Boulevard and Scholls Ferry Road.

The committee acknowledges that the Board did not offer an objective to which the recommended boundary adjustment for Conestoga MS can be judged. However, in making its recommendation, the committee offers the following in response to the Policy JC *factors*.

- *Student body composition;*

The recommended attendance boundary will result in a body composition that is substantially same as current exists at the school under the current attendance boundary.

- *Current and future availability of space at a school;*

With the adjusted attendance boundaries, Conestoga MS will be at its capacity in the near term with enrollment leveling off over time. The enrollment of the area is not projected to grow over time and the school can accommodate the growth that may occur.

- *Feeder patterns from elementary, middle to high school; and*

The committee recommendation will allow for all students in the Greenway, Hiteon, and Scholls Heights ES to feed directly to Conestoga MS with no splits. The committee's recommendation will eliminate the existing middle school split feeder within the Greenway ES boundary. The committee considered eliminating the McKay ES split but decided against doing so due to the long, narrow layout of the McKay ES attendance boundary and that Highway 217 serves as the location of the split boundary. The students who live in the two halves of the McKay ES attendance area have better proximity and potential walkability to the Conestoga or Whitford MSs. The committee also considered the middle school split feeder within the Nancy Ryles ES boundary and chose to recommend a minor adjustment to allow the middle school boundary to be defined more clearly by using Murray Boulevard and Scholls Ferry Road as a portion of the boundary between Conestoga and Highland Park MSs. This amendment to the boundary will allow students in the same neighborhoods to attend the same middle school. The existing high school splits between Mountainside HS and Southridge HS will remain.

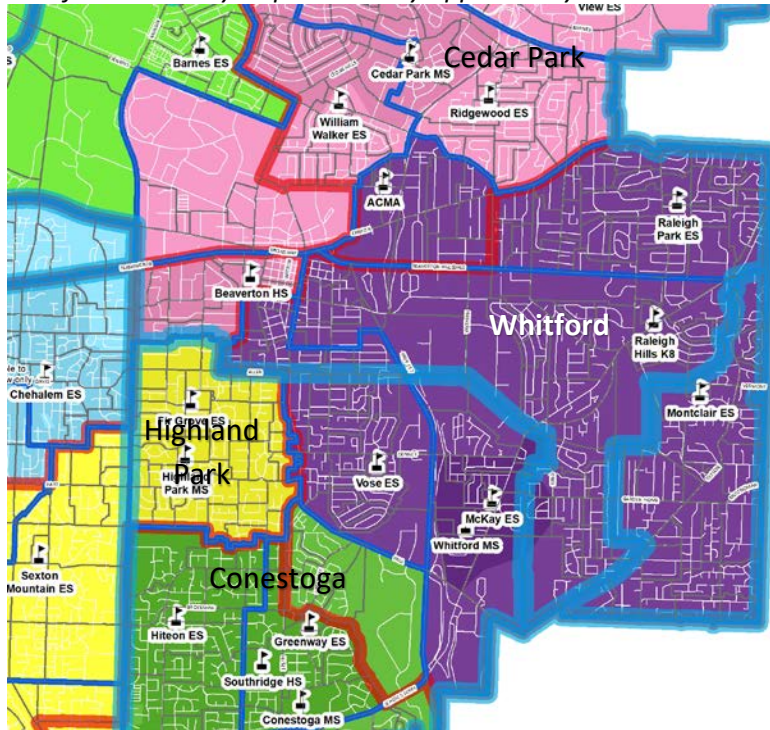
- *Neighborhood proximity and accessibility.*

The only potential impact to proximity and accessibility as a result of the recommended adjustment is that the Greenway ES students who were previously transported to Whitford MS will now be able to walk to Conestoga MS.

In conclusion, the committee acknowledges that the recommended boundary adjustment is one of opportunity rather than a Board identified objective. The committee concludes that the recommended amendment will have a beneficial impact by having an enrollment similar to other middle schools, result in a school that will offer the comprehensive programming for a middle school and will eliminate a split feeder. The committee recommends that the adjustment will be better for students and meets the factors contained in Policy JC.

9. Whitford Middle School

Whitford boundary as preliminarily approved by the committee on September 3, 2020



Like the Conestoga MS boundary, the adjustment of the Whitford MS attendance boundary was undertaken as an opportunity to address school specific concerns. The committee's primary focus for the Whitford MS area where there are three (3) existing split feeder patterns in the Whitford MS attendance area. Currently, Raleigh Park ES splits between Whitford MS and Cedar Park MS, a small area of Greenway ES attends Whitford MS and the bulk of students attend Conestoga MS, and the McKay ES attendance area is split 50-50 between Conestoga MS and Whitford MS. The committee received a mix of public testimony on this subject and concluded that eliminating split feeders at Raleigh Park ES and Greenway ES to middle school would have a better result for students.

The committee acknowledges that the Board did not offer an objective to which the recommended boundary adjustment for Whitford MS can be judged. However, in making its recommendation, the committee offers the following in response to the *factors* contained in Policy JC.

- *Student body composition;*

The recommended attendance boundary will result in a body composition that is substantially same as current exists at the school under the current attendance boundary.

- *Current and future availability of space at a school;*

With the adjusted attendance boundaries, Whitford MS will retain a capacity wherein special programs can remain at the school. The enrollment of the area is not projected to grow over time and the school can accommodate any growth that may occur.

- *Feeder patterns from elementary, middle to high school; and*

The committee recommendation will allow for all students in the Montclair, Raleigh Hills, Raleigh Park, and Vose ESs feed directly to Whitford MS with no splits. The committee considered eliminating the McKay ES split but decided against doing so due to the long, narrow layout of the McKay ES attendance boundary and that Highway 217 serves as the location of the split boundary. The students who live in the two halves of the McKay ES attendance area have better proximity and potential walkability to the Conestoga or Whitford MSs. The existing high school splits between Beaverton HS and Southridge HS will remain.

- *Neighborhood proximity and accessibility.*

The only potential impact to proximity and accessibility as a result of the recommended adjustment is that the Greenway ES students who were previously transported to Whitford MS will now be able to walk to Conestoga MS. The Raleigh Park students will continue to be transported, but to Whitford MS rather than Cedar Park MS.

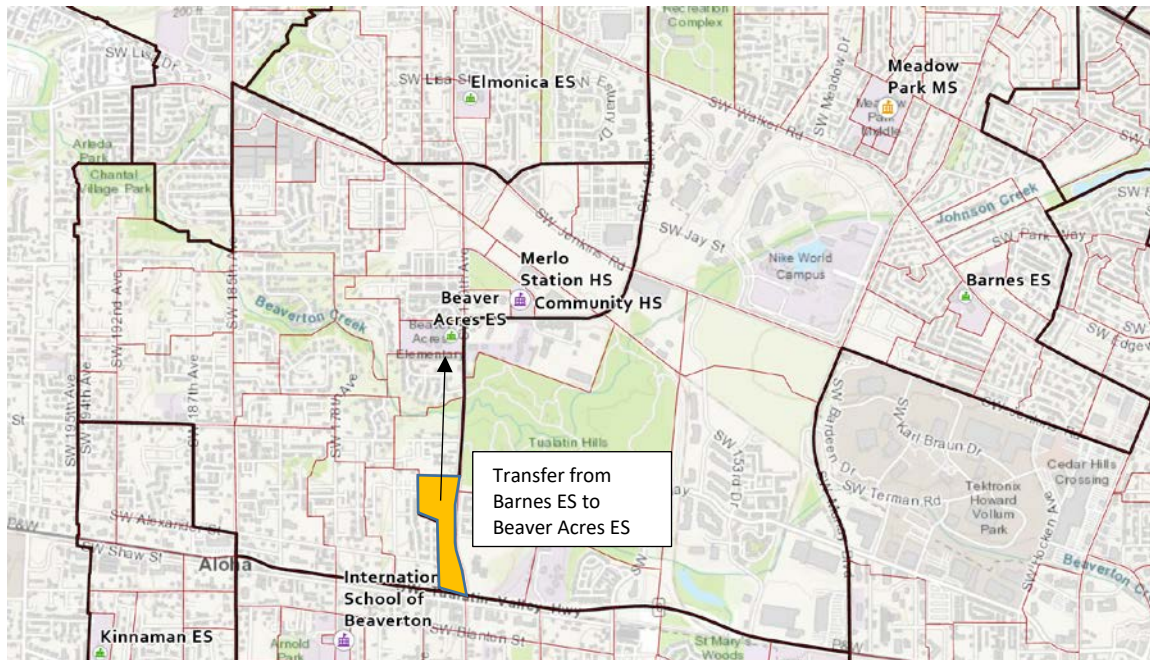
In conclusion, the committee acknowledges that the recommended boundary adjustment is one of opportunity rather than Board identified objective. The committee concludes that the recommended amendment will have a beneficial impact by having an enrollment similar to other middle schools, result in a school that will offer the comprehensive programming for a middle school and will eliminate split feeders. The committee recommends that the adjustment will be better for students and meets the factors contained in Policy JC.

10. Minor adjustment: Beaver Acres ES & Barnes ES

The Board understood that the MSBA process might find it necessary and appropriate to recommend amendments to elementary and/or high school boundaries. In addition to recommending a new attendance boundary for Five Oaks MS, the committee also recommends a minor boundary adjustment between Barnes ES and Beaver Acres ES consistent with the following Board Objective:

“If warranted, study and recommend minor adjustments to elementary and/or high school attendance boundaries in order to reconcile split feeder patterns or otherwise improve the alignment of attendance boundaries between all school levels.”

Staff brought to the committee's attention the small area of the Barnes ES attendance area that is located west of SW 170th Avenue. This area is adjacent to existing Beaver Acres ES attendance area and could walk to Beaver Acres ES. Currently, the students living in this area are transported to Barnes ES.



For this minor elementary school boundary amendment, the committee voted to recommend this minor boundary amendment because the student body composition will be minimally impacted, that capacity within both elementary schools is adequate to serve current and future students, that middle school and high school feeder patterns will remain unchanged, and that the recommended boundary is consistent with and an improvement upon neighborhood proximity for those students moving to Beaver Acres ES.

Since the committee voted on this minor amendment between the Barnes and Beaver Acres ESs boundary, the committee has discussed the impact to dual language students at the elementary schools where the program is offered. Barnes ES is one of the schools at which dual language is offered. There are 45 elementary students in this subject area of which 22 students are enrolled in the Barnes ES dual language program. Given this enrollment information, the committee may wish to reconsider this boundary amendment since Beaver Acres ES does not offer the dual language program.

10. Consideration of additional Elementary boundary adjustment for Findley, Jacob Wismer and other area schools

In March the committee voted to recommend that the District consider a boundary adjustment for the Findley & Jacob Wismer area, specifically to address neighborhoods directly south of Stoller Middle School. Since the committee voted on this component of the recommendation, additional testimony has been submitted, including some in opposition to the concept of an

additional boundary adjustment. The committee is may wish to reconsider (or affirm) this recommendation.

Note: an addendum to this staff report addressing student Legacies will be published prior to the October 15th meeting.