









Day	0945-1000	1010-1030	1100-11.20	11.20-1140	1-2
M	<p>Phonics: Phonics Play now has a free login to be used at home. This is a great website for children to play games whilst still supporting their phonics learning.</p> <p>Have a go at the phase 1 smoothie game – what sounds match the word in the smoothie? Can you think of any other words that begin with this sound?</p> 	<p>Maths: This week we are going to start looking at 'one more'. When thinking about one more, it is all about adding one more object and counting it. Can you ask your grown up to give you a number to 10. Can you then count out the right number of objects, but at the end, can you add one more.</p> <p>Remember To write your numbers the correct way round. Remember careful counting and that we are only adding one.</p>	<p>Literacy/speaking Have another look at the Naughty Bus story – can you draw a story map of what happened in the book. What happened first? What happened next? What happened at the end?</p> <p>Remember: Have a think about what you want to draw before you start drawing. Think about the order different things happen.</p> 	<p>STORYTIME – reading or listening to a story https://www.booktrust.org.uk/books-and-reading/have-some-fun/storybooks-and-games/. This website has interactive books to read online as well as videos of stories being read aloud.</p>	<p>Computing: Can you find out all about maps? What are maps? What do we use them for and why do we need them? Remember: Share your facts with us on the Reception twitter page @PHIReception.</p> 
T	<p>Reading Log into bug club and read a story with your grown up. Remember: To talk about what happened in the story and what you think might happen next to develop understanding and speaking and listening skills.</p> 	<p>Maths: Thinking about Naughty Bus, have a go at drawing a bus with 10 seats on. Use objects to pretend are people and start with having one passenger. As the bus goes on his journey move the bus along and at the next stop 'add one'. Repeat this until you get all the way up to 10 passengers.</p> <p>Remember To carefully count the people on to the bus. Remember to only add one at each stop.</p>	<p>Literacy/speaking Imagine you have your very own Naughty Bus, where would your bus go? Draw a picture to create a new adventure for Naughty Bus. Have a go at labelling using your sounds.</p> <p>Remember: Have a think about what you want to draw before you start drawing. Remember to send us your fabulous plans on our twitter page @PHIReception.</p> 		<p>Art Why don't you try to become Naughty Bus this week – using some paint, drive some cars or other vehicles through it and roll them onto some paper. Do the colours change if you use different colours?</p> <p>Remember Remember to carefully use the paint and talk about what colours you are using.</p> 
W	<p>Phonics: Phonics Play now has a free login to be used at home. This is a great website for children to play games whilst still supporting their phonics learning.</p> <p>Continue to play the phase 1 sound game to develop your listening skills, particularly focusing on hearing the first sound in words.</p> 	<p>Maths – Topmarks is a great website to support maths. Have a look and try out some counting games. https://www.topmarks.co.uk/maths-games/3-5-years/counting Remember: Carefully count each object/animal once, can you find the correct number to match the number?</p> 	<p>Literacy/speaking Why don't you try and make your very own book about Naughty Bus and his adventure that you thought of yesterday. Where will he go? What will he see?</p> <p>Remember: You can add pictures to your story and ask you're grown up for help with the words.</p>		<p>Art – Can you design your own Naughty vehicle – what will you design, will it be a car, a van or maybe even a lorry!</p> <p>Remember – You can use any medium you like – this might be paint, chalk, pens, pencils, sequin, etc.</p>

Morning physical activity - <http://jumpstartjonny.co.uk/>





Free time

Free time

LUNCH BREAK

Physical Activity

Pound Hill Infant Academy Home Learning Guide:

Th		<p>Phonics: Can you play I spy with someone in your house? Remember to think about what sound your word starts with.</p> <p>Can you practice the sounds that you are learning at school (m, a, s, t, i).</p>		<p>Maths: Number roads! Draw your own number roads, use a car to follow the number.</p> <p>Remember: Remember to write your numbers the correct way round.</p> 		<p>Literacy – Have a go at writing your name Remember – You could do this in lots of different way. You could use chalk, water, paints, pens, pencils Please remember to only use a capital letter for the first letter in your name.</p> 		<p>Name hunt Ask someone to write your name down and hide it around your house. Can you find it?</p> <p>Remember Look carefully. How many times has your name been written?</p>	
F		<p>Phonics: Play I spy again but this time can you segment the word, e.g. can you go to the sh-e-d (shed), can you find a p-e-n (pen). Remember to take it in turns to have a go.</p>		<p>Maths: Have another look at one more, this time when you are adding one can you have a go at writing the number sentence to match. For example $2 + 1 = 3$. Still continue to do this practically alongside writing.</p> <p>Remember: Remember to carefully count the objects you have. Remember to write your numbers correctly.</p> 		<p>Literacy/speaking – Using your story map, can you make a film of your story – can you tell someone at home your story book and 'read' it to them. Can they film it and show it back to you?</p> <p>Remember – To use full sentences when speaking, e.g. I can see.... To say the word slowly to hear the first sounds of the word.</p> <p>Remember you can send us your recordings on our twitter page @PHIReception.</p>		<p>TIME TO SHINE – Please share your creations and activities via your year group Twitter page. </p> <p>Please remember that you can follow us at : https://twitter.com/PHInfants</p> <p>You can also follow our Reception Twitter page @PHIReception</p>	

If you need a reminder of log in information for any of the sites mentioned below please do not hesitate to email – office@phiacademy.org.uk