


Mrs. Ochinero's First Grade
Parent Lesson Plans
(October 12-16, 2020)

English Language Arts (once a day)/Artes del idioma inglés (una vez al día)	
✓	<p style="text-align: center;">ZOOM CLASS MEETING LINK ONLINE! (Synchronous Instruction)</p> <p>(No School Monday) TUESDAY-FRIDAY* at 9 A.M. - 11:30 A.M. *Friday class sessions will be shorter with added asynchronous instruction/ lessons found in Seesaw and under each subject heading on this document.</p>
✓	<div style="text-align: center;"> CLASS <i>Seesaw</i></div> <p>MUST DOS~ASYNCHRONOUS ONLINE INSTRUCTION</p> <p><u>Monday</u> NO SCHOOL TODAY-TEACHER INSERVICE DAY!</p> <p><u>Tuesday:</u> On your iPad, please go to SEESAW, then go to <u>Activities</u> for today's assignment:</p> <p><u>Wednesday</u> On your iPad, please go to SEESAW, then go to <u>Activities</u> for today's assignment:</p> <p><u>Thursday</u> On your iPad, please go to SEESAW, then go to <u>Activities</u> for today's assignment:</p> <p><u>Friday</u> On your iPad, please go to SEESAW, then go to <u>Activities</u> for today's assignment:</p> <p>NOTE: CONTINUE GOING TO SEESAW <u>EACH DAY</u> TO FIND ASSIGNMENTS (Posted at 11:31 a.m. M-Th and at 9:31 a.m. on Fridays) FOR YOU TO COMPLETE AFTER OUR LIVE ZOOM MEETINGS AS YOUR ASYNCHRONOUS ONLINE PORTION OF THE INSTRUCTIONAL DAY</p> <p>(The complete directions for all activities are found on Seesaw. Please find the bow tie icon on your iPad and go to <i>Mrs. O's Outstanding First Graders</i> for the detailed instructions.)</p>



MUST DOS~ASYNCHRONOUS INSTRUCTION

Activities to work on using pages found in your curriculum packets:
(Templates in sheet protectors are found in your **red** folder)


Monday: NO SCHOOL TODAY

Tuesday:

Trace the letters Aa-Zz on your “*Manuscript Formation Guide*” with your finger and then try it using the eraser side of your UNSHARPENED pencil.

ELA/ELD:

Read your mini phonics decodable “A Sled Club” (found in your **red** folder).

 Record yourself reading the first page on Seesaw.

Try to SHOUT the high frequency words you find in the story as you read out loud. The high frequency words this week are: “this”, “want”, & “what”


Wednesday:

Place your “*This Is My Alphabet*” paper inside the blue report cover with the plastic front first. Then using a whiteboard marker, write your letters Aa-Zz over the “This Is My Alphabet” page using your manuscript formation guide to help you with the order and steps for making each letter of the alphabet. You can write on your white board or in your journal also if you are missing any supplies.

- + Add a \$1,000,000 sentence to My Shared Readings “A Smart Hen” by writing a sentence that includes the name of the boy in the story (Max) and then illustrate it.

*Note: You may use a sentence directly from the text or come up with your own.

ELD/Oral Language Development

 Record in yourself in your Seesaw Journal

Use this sentence frame.


Say: “ I like the _____ better because _____.”
“I did not like _____ because _____.”

Characters to select from include the: Little Old Man, Little Old Woman, Gingerbread Man, & Fox

Thursday:

ELA/ELD:

Read your mini phonics decodable “A Sled Club”(found in your **red** folder).

 Record yourself reading the l-blends found on the inside back cover of your mini-decodable page on Seesaw.

The words are: claps, Cliff, club, flag, flip, flop, Glen, plod, plops, slap, sled, sled, slide, & slip

- + Add a \$1,000,000 sentence to My Shared Readings “Chums” by writing your favorite line (the one that you starred) and then illustrate it.

ELD/Oral Language Development [Chronological order]

 Retell parts of The Gingerbread Man using the sequence signal words: **First, Next, Then** (See page 37 in your ELD text &/or your Seesaw Activity)

Friday:

ELA/ELD Activities:

ELD/Oral Language Development [Chronological order]

Listen to this week’s story, The Gingerbread Man, on your Seesaw Activity. Draw pictures of what happened in the beginning, the middle and the end on your Seesaw Activity.

~~~~~  
**Journal Time:** Compare and contrast two characters  
(Please use your black and red writing journal)

Sample Sentence Frame for journals:

Write:

“ I like the \_\_\_\_\_ better because \_\_\_\_\_.”


“I did not like \_\_\_\_\_  
because \_\_\_\_\_.”

Characters to select from include the: Little Old Man, Little Old Woman, Gingerbread Man, & Fox

Sample response (you may use this or try coming up with your own ideas):  
“I like the Old Woman because she worked so hard to make the Gingerbread Man.  
I do not like the Fox because he should not have eaten something that did not belong to him.”

~~~~~  
ELA/ELD:

Read your mini phonics decodable “**A Sled Club**” (found in your red folder).

 Record yourself reading your favorite page on Seesaw.

Look for l-blends that are proper nouns (Cliff, Glen) and common nouns (club, flag, sled/sleds) while you read.

~~~~~  
In your manilla envelope, please take out the six reading reflection sheets (they are stapled together) that alternate pages with two different templates. Think about a story we read this week and use **Template** in your packet to illustrate and write about what you loved reading about in class or at home this week. Please remember to provide the title of the story too. Thank you.

**Template**

*My favorite part of the story was when \_\_\_\_\_.*

~~~~~  
~**ALL ABOUT ME Project continued**~

*See Activity in Seesaw for detailed instructions for items to complete that go with your *All About Me* project (items found in your red folder).

You will be completing your “**My Selfie**” writing and art part today:

***My Little Book of Favorites**

Use your rough draft page with your favorite: ice cream, color, toy, book, friend (and more!) to publish your very own book about you! Continue writing your favorite things then illustrate it in the space on the bottom to complete your book.

Option: You may wish to add another favorite answer from your ABOUT ME! Pennant writing from previous weeks.

 *Please submit a video of you reading your personal My Little Book of Favorites on Seesaw /ALL parts of the project are due today, 10/16.

Mathematics/Matemáticas

(una vez al día)

(once a day)



MUST DOS~ASYNCHRONOUS INSTRUCTION

Activities to work on using pages found in your curriculum packets:
(**Green** folder)

Note that in Seesaw, you will see instructions and a video of the teacher reading and answering the Reteaching and Practice pages found in your blue Common Core Reteaching and Practice Workbook. Please follow along to complete the assignments listed.

This week's lessons are 2-6 (Tuesday), 2-7 (Wednesday), and 2-8 (Thursday).

Wednesday:

Use your **120 Chart**. Practice saying your numbers out loud from 1-120. Try to do this 5 times today.

Thursday:

Use your BLANK 120 Chart. (Template is inside the sheet protector)
 Then fill in the blank boxes using a whiteboard marker on top of the plastic cover to write your numbers from 1-120. Please use your 120 Chart to help you do this correctly. Try to go as far as you can in no more than 15 minutes.

Friday:

Use your **MATH JOURNAL** and cut, color, and paste (with your glue stick) the **Calendar Math** page after you complete it. See your Seesaw Activity for an example. Information to complete is bolded here as well.

Today is: **Friday.**

Fill in or circle: **October.**

Day of the Month: 16 Year: 2020

We have been in school for 42 days.

Tally Chart (draw 8  + 2 more tallies)

Place Value Chart:

Hundreds	Tens	Ones
0	4	2

Number Sentence:

Number Bond: **42**

40 + 2 = 42

40 2

ZOOM CLASS MORNING MEETINGS begin every day, MONDAY*-FRIDAY, at 9 A.M. (*No School on Monday)

P.E./Art



PE *

- GoNoodle or Play outside/Juega afuera 20 mins.
- Help with chores inside

Art

- Illustrate your My Shared Reading responses (Wednesday: "A Smart Hen"/Thursday: "Chums")

*No Little Heroes this week/No school Monday

Social Studies/Science /Estudios Sociales / Ciencias

ZOOM CLASS MEETINGS
 (No School this Monday) TUESDAY-FRIDAY* at 9 A.M. -11:30 A.M.
 (*Friday class sessions will be shorter with added asynchronous instruction/assignments listed under Seesaw Activities)

✓	<p><u>Science (MUST DO)</u> See Seesaw Activities as posted</p>
✓	<p><u>Social Studies/Ciencias Sociales (MUST DO)</u> See Seesaw Activities as posted Ongoing: Review Zoom Expectations and Workspace in Seesaw Activities Vocabulary: <i>login, logging in, mute, unmute, video, chat, passcode, classcode</i></p> <p>Please have STUDENTS practice logging into *ZOOM <u>DAILY</u> so that they can eventually do this independently. 😊 *See Mrs. Ochinero's ZOOM LINK on Class Dojo under Class Story and Parent Messages and on Seesaw under Student Announcements</p>

All Online Programs/Programas en línea	
	<p><u>Seesaw</u>–Messages and Announcements as well as <u>Student Work and Online Activities</u> found here <u>Class Dojo</u>–Messages and Announcements <u>Parent Square</u>–Messages and Announcements ***SEE ZOOM INVITATION/LINK and MEETING DATES POSTED ALSO IN: SEESAW under Student Announcements, PARENT SQUARE classroom message & CLASS DOJO in Class Story and Parent Messages, FOR OUR LIVE ZOOM CLASS MEETINGS (M-F @ 9a.m.)***</p>

Office Hours/Horas de oficina	
✓	<p>If you have any questions, contact me between 12 - 2 pm /Si tiene alguna pregunta, contácteme entre las 12 y las 2 p.m. Mrs. Sinead Ochinero: cell (408) 775-0714 Email: sinead.ochinero@arUSD.org</p>

Smiles/Sonrisas,
Mrs. O/Sra. O

Please watch our class **Seesaw** account
for video lessons, links, and activities (past and current)
to help with and to enhance
your child's distance learning.
Thank you for all you are doing to support and facilitate learning at home!

Por favor, mire nuestra **Seesaw**
para lecciones en video, enlaces y actividades
para ayudar y mejorar
el aprendizaje a distancia de su hijo.
¡Gracias por todo lo que está haciendo para apoyar y facilitar el aprendizaje en casa!

Vui lòng xem của chúng tôi **Seesaw**
cho các bài học video, liên kết và các hoạt động
để trợ giúp và tăng cường
học tập từ xa của con bạn.
Cảm ơn bạn vì tất cả những gì bạn đang làm để hỗ trợ và tạo điều kiện học tập tại nhà!

