

**MORGAN HILL UNIFIED
SCHOOL DISTRICT**

ANNUAL FINANCIAL REPORT

**FOR THE YEAR ENDED
JUNE 30, 2017**

This page left blank intentionally.

MORGAN HILL UNIFIED SCHOOL DISTRICT

TABLE OF CONTENTS

JUNE 30, 2017

FINANCIAL SECTION

Independent Auditor's Report	2
Management's Discussion and Analysis	5
Basic Financial Statements	
Government-Wide Financial Statements	
Statement of Net Position	15
Statement of Activities	16
Fund Financial Statements	
Governmental Funds - Balance Sheet	17
Reconciliation of the Governmental Funds Balance Sheet to the Statement of Net Position	19
Governmental Funds - Statement of Revenues, Expenditures, and Changes in Fund Balances	20
Reconciliation of the Governmental Funds Statement of Revenues, Expenditures, and Changes in Fund Balances to the Statement of Activities	22
Fiduciary Fund - Statement of Net Position	24
Notes to Financial Statements	25

REQUIRED SUPPLEMENTARY INFORMATION

General Fund - Budgetary Comparison Schedule	61
Schedule of Other Post-Employment Benefits (OPEB) Funding Progress	62
Schedule of the District's Proportionate Share of the Net Pension Liability	63
Schedule of District Pension Contributions	64
Note to Required Supplementary Information	65

SUPPLEMENTARY INFORMATION

Schedule of Expenditures of Federal Awards	67
Local Education Agency Organization Structure	69
Schedule of Average Daily Attendance	70
Schedule of Instructional Time	71
Reconciliation of Annual Financial and Budget Report with Audited Financial Statements	72
Schedule of Financial Trends and Analysis	73
Schedule of Charter Schools	74
Combining Statements - Non-Major Governmental Funds	
Combining Balance Sheet	75
Combining Statement of Revenues, Expenditures, and Changes in Fund Balances	77
Note to Supplementary Information	79

INDEPENDENT AUDITOR'S REPORTS

Report on Internal Control Over Financial Reporting and on Compliance and Other Matters Based on an Audit of Financial Statements Performed in Accordance with <i>Government Auditing Standards</i>	82
Report on Compliance for Each Major Program and on Internal Control Over Compliance Required by the Uniform Guidance	84
Report on State Compliance	86

SCHEDULE OF FINDINGS AND QUESTIONED COSTS

Summary of Auditor's Results	89
Financial Statement Findings	90
Federal Awards Findings and Questioned Costs	91
State Awards Findings and Questioned Costs	92
Summary Schedule of Prior Audit Findings	93

This page left blank intentionally.

FINANCIAL SECTION

This page left blank intentionally.



INDEPENDENT AUDITOR'S REPORT

Governing Board
Morgan Hill Unified School District
Morgan Hill, California

Report on the Financial Statements

We have audited the accompanying financial statements of the governmental activities, each major fund, and the aggregate remaining fund information of the Morgan Hill Unified School District (District) as of and for the year ended June 30, 2017, and the related notes to the financial statements, which collectively comprise the District's basic financial statements as listed in the table of contents.

Management's Responsibility for the Financial Statements

Management is responsible for the preparation and fair presentation of these financial statements in accordance with accounting principles generally accepted in the United States of America; this includes the design, implementation, and maintenance of internal control relevant to the preparation and fair presentation of financial statements that are free from material misstatement, whether due to fraud or error.

Auditor's Responsibility

Our responsibility is to express opinions on these financial statements based on our audit. We conducted our audit in accordance with auditing standards generally accepted in the United States of America and the standards applicable to financial audits contained in *Government Auditing Standards*, issued by the Comptroller General of the United States; and the *2016-2017 Guide for Annual Audits of K-12 Local Education Agencies and State Compliance Reporting*, issued by the California Education Audit Appeals Panel as regulations. Those standards require that we plan and perform the audit to obtain reasonable assurance about whether the financial statements are free from material misstatement.

An audit involves performing procedures to obtain audit evidence about the amounts and disclosures in the financial statements. The procedures selected depend on the auditor's judgment, including the assessment of the risks of material misstatement of the financial statements, whether due to fraud or error. In making those risk assessments, the auditor considers internal control relevant to the District's preparation and fair presentation of the financial statements in order to design audit procedures that are appropriate in the circumstances, but not for the purpose of expressing an opinion on the effectiveness of the District's internal control. Accordingly, we express no such opinion. An audit also includes evaluating the appropriateness of accounting policies used and the reasonableness of significant accounting estimates made by management, as well as evaluating the overall presentation of the financial statements.

We believe that the audit evidence we have obtained is sufficient and appropriate to provide a basis for our audit opinions.

Opinions

In our opinion, the financial statements referred to above present fairly, in all material respects, the respective financial position of the governmental activities, each major fund, and the aggregate remaining fund information of the Morgan Hill Unified School District, as of June 30, 2017, and the respective changes in financial position thereof for the year then ended in accordance with accounting principles generally accepted in the United States of America.

Other Matters

Required Supplementary Information

Accounting principles generally accepted in the United States of America require that the management's discussion and analysis, budgetary comparison schedule, schedule of other postemployment benefits funding progress, schedule of the district's proportionate share of net pension liability, and the schedule of district contributions, be presented to supplement the basic financial statements. Such information, although not a part of the basic financial statements, is required by the Governmental Accounting Standards Board who considers it to be an essential part of financial reporting for placing the basic financial statements in an appropriate operational, economic, or historical context. We have applied certain limited procedures to the required supplementary information in accordance with auditing standards generally accepted in the United States of America, which consisted of inquiries of management about the methods of preparing the information and comparing the information for consistency with management's responses to our inquiries, the basic financial statements, and other knowledge we obtained during our audit of the basic financial statements. We do not express an opinion or provide any assurance on the information because the limited procedures do not provide us with sufficient evidence to express an opinion or provide any assurance.

Other Information

Our audit was conducted for the purpose of forming opinions on the financial statements that collectively comprise the Morgan Hill Unified School District's basic financial statements. The accompanying supplementary information such as the combining and individual nonmajor fund financial statements and Schedule of Expenditures of Federal Awards, as required by Title 2 U.S. Code of Federal Regulations (CFR) Part 200, *Uniform Administrative Requirements, Cost Principles, and Audit Requirements for Federal Awards (Uniform Guidance)* and the other supplementary information as listed in the table of contents are presented for purposes of additional analysis and are not a required part of the basic financial statements.

The accompanying supplementary information is the responsibility of management and was derived from and relates directly to the underlying accounting and other records used to prepare the basic financial statements. Such information has been subjected to the auditing procedures applied in the audit of the basic financial statements and certain additional procedures, including comparing and reconciling such information directly to the underlying accounting and other records used to prepare the basic financial statements or to the basic financial statements themselves, and other additional procedures in accordance with auditing standards generally accepted in the United States of America. In our opinion, the accompanying supplementary information is fairly stated, in all material respects, in relation to the basic financial statements as a whole.

Other Reporting Required by *Government Auditing Standards*

In accordance with *Government Auditing Standards*, we have also issued our report dated December 1, 2017, on our consideration of the Morgan Hill Unified School District's internal control over financial reporting and on our tests of its compliance with certain provisions of laws, regulations, contracts, and grant agreements and other matters. The purpose of that report is solely to describe the scope of our testing of internal control over financial reporting and compliance and the results of that testing, and not to provide an opinion on the effectiveness of Morgan Hill Unified School District's internal control over financial reporting or on compliance. That report is an integral part of an audit performed in accordance with *Government Auditing Standards* in considering Morgan Hill Unified School District's internal control over financial reporting and compliance.


Palo Alto, California
December 1, 2017

This page left blank intentionally.



Morgan Hill Unified School District
15600 Concord Circle
Morgan Hill, CA 95037

MANAGEMENT'S DISCUSSION AND ANALYSIS

The discussion and analysis of Morgan Hill Unified School District's financial performance provides an overall review of the District's financial activities for the fiscal year ended June 30, 2017. The intent of this discussion and analysis is to look at the District's financial performance as a whole. To provide a complete understanding of the District's financial performance, please read it in conjunction with the Independent Auditor's Report, Notes to the Basic Financial Statements and the District's Financial Statements.

The Management's Discussion and Analysis (MD&A) is an element of the reporting model adopted by the Governmental Accounting Standards Board (GASB) in their Statement No. 34 Basic Financial Statements – and Management's Discussion and Analysis – for State and Local Governments issued June 1999. Certain comparative information is required to be presented in the MD&A.

FINANCIAL HIGHLIGHTS

- The Governing Board continues to recognize their fiduciary responsibility to maintain the District's fiscal solvency, continuing the Board's commitment to ensure the District maintains sufficient reserves well above those required by the State.
- With the implementation of the Local Control Funding Formula, the District continues to receive increases in State funding. The new resources were directed to support school site programs and to partially reinstate some of the budget reductions made during the prior years.
- The District continued to have positive, collaborative relationships with all bargaining units which resulted in negotiations being settled by April 2017 for a two-year agreement, covering both the 2016-17 and 2017-18 school years.
- Using bond funds, the District completed a comprehensive technology infrastructure and continues to implement one-to-one devices at secondary sites. The District is in the planning phase to build three new multi-purpose rooms and will start the reconstruction of the Britton Middle School campus in January 2018.
- The District received One Time Discretionary Funds for 2016-17. With the One Time Discretionary dollars, the District was able to fund enhancements to existing facilities, purchase technology devices for students, initiate a tuition reimbursement program to support staff earning credentials in high needs areas such as science and special education, and provide professional development opportunities to all staff in the areas of Common Core, English Language Development, and Next Generation Science Standards.
- The District's Local Control Accountability Plan (LCAP) highlights the use of LCFF funds for programs and initiatives that the District implemented in the past year. All school sites are now offering a robust after school program with LCFF Supplemental funding. The District is also continuing to expand programs at elementary schools. Specifically, for the 2016-17 year, the District added the new Engineering Academy at Paradise Valley Elementary School. A Health Science Academy will open on the El Toro school campus in 2017-18.

MORGAN HILL UNIFIED SCHOOL DISTRICT

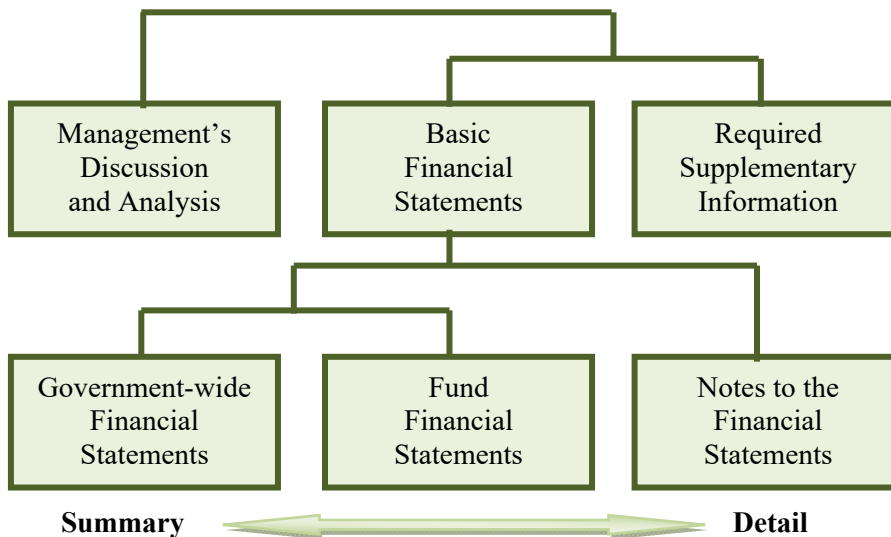
MANAGEMENT’S DISCUSSION AND ANALYSIS

JUNE 30, 2017

OVERVIEW OF THE FINANCIAL STATEMENTS

This annual report consists of three parts – Management’s Discussion and Analysis (this section), the Basic Financial Statements, and Required Supplementary Information. These statements are organized so the reader can understand the Morgan Hill Unified School District as a financial whole, an entire operating entity. These statements then proceed to provide an increasingly detailed look at specific financial activities.

Components of the Financial Section



The first two statements are Government-wide Financial Statements, the Statement of Net Position and Statement of Activities. These statements provide information about the activities of the whole School District, presenting both an aggregate view of the District’s finances and a longer-term view of these finances. Fund financial statements provide the next level of detail. For governmental funds, these statements tell how services were financed in the short-term as well as what remains for future spending. The fund financial statements also look at the School District’s more significant funds with all other non-major funds presented in total in one column.

The financial statements also include notes that explain some of the information in the statements and provide more detailed data. The statements are followed by a section of required supplementary information that further explains and supports the financial statements.

MORGAN HILL UNIFIED SCHOOL DISTRICT

MANAGEMENT'S DISCUSSION AND ANALYSIS JUNE 30, 2017

REPORTING THE DISTRICT AS A WHOLE

The Statement of Net Position and the Statement of Activities

These two statements provide information about the District as a whole using accounting methods similar to those used by private-sector companies. The Statement of Net Position includes all the District's assets and liabilities using the accrual basis of accounting. This basis of accounting takes into account all of the current year's revenues and expenses regardless of when cash is received or paid. These statements report information on the District as a whole and its activities in a way that helps answer the question, "How did we do financially during 2016-2017?"

These two statements report the School District's net position and changes in it. This change in net position is important because it tells the reader that, for the School District as a whole, the financial position of the School District has improved or diminished. The causes of this change may be the result of many factors, some financial, some not. Over time, the increases or decreases in the District's net position, as reported in the Statement of Activities, are one indicator of whether its financial health is improving or deteriorating. The relationship between revenues and expenses indicates the District's operating results. However, the District's goal is to provide services to our students, not to generate profits as commercial entities. One must consider many other non-financial factors, such as the quality of education provided and the safety of the schools, the condition of school buildings and other facilities, and changes to the property tax base of the District need to assess the overall health of the District.

Reporting the School District's Most Significant Funds

Fund Financial Statements

The fund financial statements provide more detailed information about the District's most significant funds – not the District as a whole. Funds are accounting devices the District uses to keep track of specific sources of funding and spending on particular programs. Some funds are required to be established by State law. However, the District establishes other funds to control and manage money for specific purposes.

- **Governmental Funds**
Most of the School District's activities are reported in governmental funds. The major governmental funds of the District are the General Fund, Building Fund, Capital Facilities Fund and Bond Interest and Redemption Fund. Governmental funds focus on how money flows into and out of the funds and the balances that remain at the end of the year. They are reported using an accounting method called modified accrual accounting, which measures cash and all other financial assets that can readily be converted to cash. The governmental fund statements provide a detailed short-term view of the District's operations and services that help determine whether there are more or fewer financial resources that can be spent in the near future to finance the District's programs.
- **Fiduciary Funds**
The District is the trustee, or fiduciary, for student activity funds and scholarship funds. All of the District's fiduciary activities are reported in separate Statements of Fiduciary Net Position. We exclude these activities from the District's other financial statements because the District cannot use these assets to finance its operations. The District is responsible for ensuring that the assets reported in these funds are used for their intended purposes.

MORGAN HILL UNIFIED SCHOOL DISTRICT

MANAGEMENT'S DISCUSSION AND ANALYSIS JUNE 30, 2017

FINANCIAL ANALYSIS OF THE GOVERNMENT-WIDE STATEMENTS

The School District as a Whole

For the period ending June 30, 2017, the District's net position increased \$5 million to \$132 million, or a 4% increase. District participates in both CalPERS and CalSTRS and therefore the aggregate net pension liability as of year-end was reflected on the financial statements (see Note 13 in the Annual Financial Report). The unrestricted net position would have been \$26 million before the GASB 68 adjustment. However, after the adjustment of \$61 million, the unrestricted net position is negative \$35 million (see Table 1).

(Table 1)
Comparative Condensed Statement of Net Position

	Governmental Activities	
	2017	2016
Assets		
Deposits and investments	\$ 71,025,755	\$ 77,352,124
Receivables	2,899,347	3,699,823
Prepaid expenses	26,473	23,170
Stores inventory	-	1,826
Capital assets	232,833,194	227,864,366
Total Assets	<u>306,784,769</u>	<u>308,941,309</u>
Deferred Outflows of Resources	<u>16,719,639</u>	<u>8,244,606</u>
Liabilities		
Accounts payable and other current liabilities	4,838,357	6,794,031
Unearned revenue	1,192,370	911,168
Long-term liabilities other than pensions	107,930,991	115,221,990
Aggregate net pension liability	74,764,876	61,255,737
Total Liabilities	<u>188,726,594</u>	<u>184,182,926</u>
Deferred Inflows of Resources	<u>2,763,194</u>	<u>5,980,940</u>
Net position		
Net investment in capital assets	143,741,765	134,894,488
Restricted	23,644,572	23,997,142
Unrestricted	(35,371,717)	(31,869,581)
Total Net Position	<u>\$ 132,014,620</u>	<u>\$ 127,022,049</u>

MORGAN HILL UNIFIED SCHOOL DISTRICT

**MANAGEMENT’S DISCUSSION AND ANALYSIS
JUNE 30, 2017**

The District’s net position increased by \$5 million for this fiscal year (see Table 2). The District’s expenses for instruction, instruction related services and pupil services represented 80% of total expenses. The purely administrative activities of the District account for just 6% of total costs. The remaining 14% was spent in the areas of plant services and other expenses, including interest on long-term obligations, depreciation of capital assets and other outgo (see Figure 2).

**(Table 2)
Comparative Condensed Statement of Changes in Net Position**

	Governmental Activities	
	2017	2016
Revenues		
Program revenues	\$ 18,521,407	\$ 17,627,897
General revenues:		
Taxes levied for general purposes	59,001,180	53,625,978
Taxes levied for debt service	11,718,307	11,991,945
Taxes levied for other specific purposes	1,956,067	1,732,154
Federal and State aid not restricted to specific purposes	13,603,238	18,524,209
Interest and investment earnings	532,766	389,063
Miscellaneous	2,598,097	4,015,289
Total Revenues	107,931,062	107,906,535
Expenses		
Instruction	58,932,937	51,660,090
Instruction related services	11,501,499	10,387,335
Pupil support services	11,573,692	10,013,649
General administration	6,310,093	6,201,370
Plant services	6,916,006	9,987,226
Other	7,704,264	8,792,242
Total Expenses	102,938,491	97,041,912
Increase In Net Position	\$ 4,992,571	\$ 10,864,623

MORGAN HILL UNIFIED SCHOOL DISTRICT


MANAGEMENT'S DISCUSSION AND ANALYSIS

JUNE 30, 2017

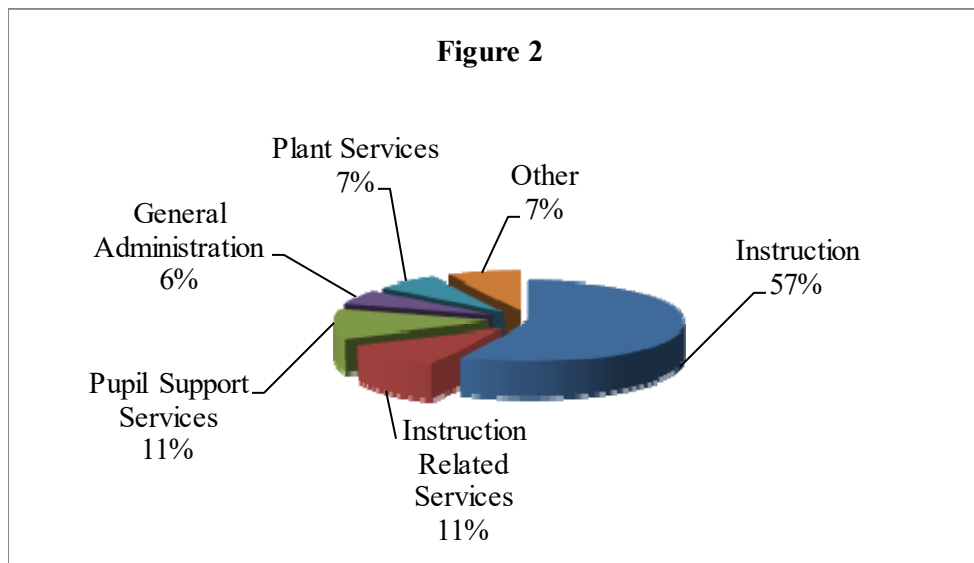
Governmental Activities

As reported in the Statement of Activities, the cost of all the District's governmental activities this year was \$103 million. The amount that our local taxpayers financed for these activities through property taxes was \$73 million or 67% of all revenues. Federal and State aid not restricted to specific purposes totaled \$14 million. (See Figure 1).

Revenues for the 2016-2017 Fiscal Year



Expenses for the 2016-2017 Fiscal Year



MORGAN HILL UNIFIED SCHOOL DISTRICT

MANAGEMENT'S DISCUSSION AND ANALYSIS JUNE 30, 2017

FINANCIAL ANALYSIS OF THE FUND STATEMENTS

The fund financial statements focus on individual parts of the District's operations in more detail than the government-wide statements. The District's individual fund statements provide information on inflows and outflows and balances of spendable resources. The District's Governmental Funds reported a combined fund balance of \$69 million, a decrease of \$6 million from the previous fiscal year. This decrease is primarily the result of significant bond expenditures, capital facility projects and a decrease in the Bond Interest and Redemption Fund.

General Fund Budgetary Highlights

Over the course of the year, the District revised the annual operating budget during each interim period. The significant budget adjustments fell into the following categories:

- Budget revisions to the adopted budget required after approval of the State budget.
- Budget revisions to update revenues to actual enrollment information and to update expenditures for staffing adjustments related to actual enrollment.
- Budget revisions to update revenues and expenses in compliance with current education code requirements.
- Other budget revisions are routine in nature, including adjustments to categorical revenues and expenditures based on final awards, and adjustments between expenditure categories for school and department budgets.

The District ended the year with a General Fund ending balance of \$29.6 million excluding the Special Reserve Fund for Non Capital and the Retiree Benefit Special Reserve Fund. The State recommends a minimum ending reserve for economic uncertainties of 3% of General Fund expenditures. The District's ending reserve was \$18.5 million or 20.90%.

MORGAN HILL UNIFIED SCHOOL DISTRICT

**MANAGEMENT’S DISCUSSION AND ANALYSIS
JUNE 30, 2017**

CAPITAL ASSET AND DEBT ADMINISTRATION

Capital Assets

By the end of the 2016-2017 fiscal year, the District had investments of about \$305 million in a broad range of capital assets, including school buildings, athletic facilities, administrative buildings, site improvements, vehicles, and equipment. The capital assets net of depreciation were valued at \$233 million at June 30, 2017 which is an increase of \$5 million from the previous year.

**(Table 3)
Comparative Schedule of Capital Assets
(net of depreciation)
June 30, 2017 and 2016**

	2017	2016	Difference	Percentage Change
Land	\$ 7,467,149	\$ 7,467,149	\$ -	0.0%
Buildings and improvements	203,823,253	186,137,331	17,685,922	9.5%
Machinery and equipment	1,860,563	1,657,575	202,988	12.2%
Work in progress	19,682,229	32,602,311	(12,920,082)	-39.6%
Totals	<u>\$ 232,833,194</u>	<u>\$ 227,864,366</u>	<u>\$ 4,968,828</u>	2.2%

Long Term Obligation

As of June 30, 2017, the District had \$182.7 million in long-term obligations outstanding. The increase was the result of the District implementing the provisions of GASB 68, which required the District to recognize its proportionate share of the unfunded pension liability. The District participates in both CalPERS and CalSTRS and therefore the aggregate net pension liability as of year-end was reflected on the financial statements (see Note 13 in the Annual Financial Report).

**(Table 4)
Comparative Schedule of Outstanding Debt
June 30, 2017 and 2016**

	2017	2016	Difference	Percentage Change
General obligation bonds (Including premiums and accretions)	\$ 82,741,608	\$ 92,293,451	\$ (9,551,843)	-10.3%
Certificates of participation	13,366,607	13,352,767	13,840	0.1%
Compensated absences	329,197	307,586	21,611	7.0%
Net OPEB obligation	11,493,579	9,268,186	2,225,393	24.0%
Net pension liability	74,764,876	61,255,737	13,509,139	100.0%
Totals	<u>\$ 182,695,867</u>	<u>\$ 176,477,727</u>	<u>\$ 6,218,140</u>	3.5%

MORGAN HILL UNIFIED SCHOOL DISTRICT

MANAGEMENT’S DISCUSSION AND ANALYSIS

JUNE 30, 2017

COMPARATIVE AVERAGE DAILY ATTENDANCE SCHEDULE

This schedule provides a comparison of average daily attendance for the current and prior year.

Enrollment and average daily attendance (ADA) has experienced a decrease for the seventh year in a row. The schedule below depicts actual second period ADA from 2010-2011 to 2016-2017.

<u>ADA P-2</u>	<u>2010-2011</u>	<u>2011-2012</u>	<u>2012-2013</u>	<u>2013-2014</u>	<u>2014-2015</u>	<u>2015-2016</u>	<u>2016-2017</u>
Elementary	5,809.00	5,688.00	5,670.00	5,655.00	5,566.53	5,517.28	5,438.41
High School	2,733.00	2,686.00	2,651.00	2,516.00	2,552.50	2,531.87	2,603.17
Total ADA	8,542.00	8,374.00	8,321.00	8,208.00	8,119.03	8,049.15	8,041.58
ADA Change	(137.62)	(168.00)	(53.00)	(113.00)	(88.97)	(69.88)	(7.57)
% Change	-1.59%	-1.97%	-0.63%	-1.36%	-1.08%	-0.86%	-0.09%

FACTORS BEARING ON THE DISTRICT’S FUTURE

Under the leadership of Superintendent Steve Betando, Morgan Hill Unified School District continues to focus on improving our students’ test scores and enhancing our ability to identify those students to meet their individual needs. As part of the Local Control Accountability Plan, the Morgan Hill Unified School District adopted three robust goals:

- **COLLEGE AND CAREER READINESS:** With an equity lens, Morgan Hill Unified School District will implement the Common Core State Standards (CCSS), Next Generation Science Standards (NGSS), and English Language Development (ELD) Standards to provide a strong grounding in core subject areas for all students.
- **PARENT ENGAGEMENT:** All parents are valued as partners in their child’s education and are empowered to support their child’s preparation for college or career readiness.
- **STUDENT ENGAGEMENT AND SCHOOL CLIMATE:** Increase student engagement, connectedness to school and community, and inspire productive persistence in all students to graduate college and career ready.

In 2012-13, Jackson became the District's first academy with a focus on math and music. Due to the success of the academy program and to expand choices for families, the District has opened four academies since 2014-15: Walsh Elementary as a Science, Technology, Engineering, Arts, and Mathematics (STEAM Academy), San Martin-Gwinn as an Environmental Science Academy, Paradise Valley as an Engineering Academy, and El Toro will open its doors as a Health Science Academy in the 2017-18 school year. The District continues to focus on assisting the students, parents and staff to ensure appropriate support to close this achievement gap.

MORGAN HILL UNIFIED SCHOOL DISTRICT

MANAGEMENT’S DISCUSSION AND ANALYSIS JUNE 30, 2017

The District provides post-employment health care benefits in accordance with the District’s employment contracts. Administrative, Classified, and Certificated retirees who retire from the District on or after attaining age 55 receive post-employment health care benefits until the age of 65. In July 2009 the District implemented GASB 45 (Governmental Accounting Standards Board 45) and established a Special Reserve Fund for Post-Employment Benefits in compliance with GASB 45. The District selected the Frozen Entry Age funding method and made a one-time contribution from the General Fund of \$537,000 in 2008-09.

Stabilization of the State’s economic health and the new Local Control Funding Formula are both beneficial to the District’s finances; however, there continues to be concern about the ability of the State to continually fund school districts through Proposition 98. Even if full funding is achieved within the eight-year implementation period through the Local Control Funding Formula, California’s funding per student still ranks among the lowest in the United States.

The Morgan Hill Board of Education and management will continue to provide the resources to ensure the support of our students’ education within a balanced and managed budget.

CONTACTING THE DISTRICT’S FINANCIAL MANAGEMENT

This financial report is designed to provide our citizens, taxpayers, parents, investors, and creditors with a general overview of the District’s finances and to show the District’s accountability for the money it receives. If you have questions about this report or need additional financial information, please contact Victoria Knutson, Director of Fiscal Services, Morgan Hill Unified School District, 15600 Concord Circle, Morgan Hill, CA 95037.

MORGAN HILL UNIFIED SCHOOL DISTRICT

**STATEMENT OF NET POSITION
JUNE 30, 2017**

		Governmental Activities
ASSETS		
Deposits and investments		\$ 71,025,755
Receivables		2,899,347
Prepaid expenses		26,473
Capital assets:		
Capital assets not depreciated	\$ 27,149,378	
Capital assets being depreciated	277,790,743	
Accumulated depreciation	<u>(72,106,927)</u>	
Total Capital Assets		<u>232,833,194</u>
Total Assets		<u>306,784,769</u>
DEFERRED OUTFLOWS OF RESOURCES		
Deferred amount on refunding		318,343
Deferred outflows of resources related to pensions		<u>16,401,296</u>
Total Deferred Outflows of Resources		<u>16,719,639</u>
LIABILITIES		
Accounts payable		3,775,553
Interest payable		1,062,804
Unearned revenue		1,192,370
Long-term obligations other than pensions:		
Current portion	9,450,960	
Noncurrent portion	<u>98,480,031</u>	
Total Long-Term Obligations Other Than Pensions		107,930,991
Aggregate net pension liability		<u>74,764,876</u>
Total Liabilities		<u>188,726,594</u>
DEFERRED INFLOWS OF RESOURCES		
Deferred inflows of resources related to pensions		<u>2,763,194</u>
Total Deferred Inflows of Resources		<u>2,763,194</u>
NET POSITION		
Net investment in capital assets		143,741,765
Restricted for:		
Educational programs		3,728,418
Child nutrition program		380,975
Debt service		9,994,996
Capital projects		9,540,183
Unrestricted		<u>(35,371,717)</u>
Total Net Position		<u>\$ 132,014,620</u>

The accompanying notes are an integral part of these financial statements.

MORGAN HILL UNIFIED SCHOOL DISTRICT

**STATEMENT OF ACTIVITIES
FOR THE YEAR ENDED JUNE 30, 2017**

Functions/Programs	Expenses	Program Revenues		Net (Expenses) Revenues and Changes in Net Position
		Charges for Services and Sales	Operating Grants and Contributions	Governmental Activities
Governmental Activities:				
Instruction	\$ 58,932,937	\$ 24,778	\$ 9,797,938	\$ (49,110,221)
Instruction-related activities:				
Supervision of instruction	3,210,591	7	785,624	(2,424,960)
Instructional library and technology	313,507	213	44,145	(269,149)
School site administration	7,977,401	1,581	740,492	(7,235,328)
Pupil services:				
Home-to-school transportation	3,885,674	40,767	43,320	(3,801,587)
Food services	2,966,422	493,426	1,647,895	(825,101)
All other pupil services	4,721,596	16	923,750	(3,797,830)
General administration:				
Data processing	1,575,236	-	-	(1,575,236)
All other general administration	4,734,857	23,568	670,229	(4,041,060)
Plant services	6,916,006	21,743	26,826	(6,867,437)
Ancillary services	573,712	-	14,268	(559,444)
Community services	16,378	-	-	(16,378)
Interest on long-term obligations	3,413,466	-	-	(3,413,466)
Other outgo	3,700,708	1,296,535	1,924,286	(479,887)
Total Governmental-Type Activities	<u>\$ 102,938,491</u>	<u>\$ 1,902,634</u>	<u>\$ 16,618,773</u>	<u>(84,417,084)</u>
General revenues and subventions:				
Property taxes, levied for general purposes				59,001,180
Property taxes, levied for debt service				11,718,307
Taxes levied for other specific purposes				1,956,067
Federal and State aid not restricted to specific purposes				13,603,238
Interest and investment earnings				532,766
Intergovernmental revenues				460,882
Miscellaneous				2,137,215
Subtotal, General Revenues				<u>89,409,655</u>
Change in Net Position				4,992,571
Net Position - Beginning				127,022,049
Net Position - Ending				<u>\$ 132,014,620</u>

The accompanying notes are an integral part of these financial statements.

This page left blank intentionally.

MORGAN HILL UNIFIED SCHOOL DISTRICT

**GOVERNMENTAL FUNDS
BALANCE SHEET
JUNE 30, 2017**

	General Fund	Building Fund	Capital Facilities Fund
ASSETS			
Deposits and investments	\$ 34,105,585	\$ 13,973,921	\$ 9,428,271
Receivables	2,554,914	27,178	25,738
Due from other funds	368,531	801,004	-
Prepaid expenditures	26,048	-	-
Total Assets	<u>\$ 37,055,078</u>	<u>\$ 14,802,103</u>	<u>\$ 9,454,009</u>
LIABILITIES AND FUND BALANCES			
Liabilities:			
Accounts payable	\$ 2,292,804	\$ 825,002	\$ 87,816
Due to other funds	768,671	-	561,350
Unearned revenue	1,192,370	-	-
Total Liabilities	<u>4,253,845</u>	<u>825,002</u>	<u>649,166</u>
Fund Balances:			
Nonspendable	40,548	-	-
Restricted	3,374,403	6,698,443	8,804,843
Committed	-	-	-
Assigned	10,884,632	7,278,658	-
Unassigned	18,501,650	-	-
Total Fund Balances	<u>32,801,233</u>	<u>13,977,101</u>	<u>8,804,843</u>
Total Liabilities and Fund Balances	<u>\$ 37,055,078</u>	<u>\$ 14,802,103</u>	<u>\$ 9,454,009</u>

The accompanying notes are an integral part of these financial statements.

Bond Interest and Redemption Fund	Non-Major Governmental Funds	Total Governmental Funds
\$ 11,039,744	\$ 2,478,234	\$ 71,025,755
18,056	273,461	2,899,347
-	325,534	1,495,069
-	425	26,473
<u>\$ 11,057,800</u>	<u>\$ 3,077,654</u>	<u>\$ 75,446,644</u>

\$ -	\$ 569,931	\$ 3,775,553
-	165,048	1,495,069
-	-	1,192,370
-	734,979	6,462,992

-	6,000	46,548
11,057,800	1,469,330	31,404,819
-	867,345	867,345
-	-	18,163,290
-	-	18,501,650
<u>11,057,800</u>	<u>2,342,675</u>	<u>68,983,652</u>
<u>\$ 11,057,800</u>	<u>\$ 3,077,654</u>	<u>\$ 75,446,644</u>

MORGAN HILL UNIFIED SCHOOL DISTRICT

**RECONCILIATION OF THE GOVERNMENTAL FUNDS BALANCE SHEET
TO THE STATEMENT OF NET POSITION
JUNE 30, 2017**

Amounts Reported for Governmental Activities in the Statement of Net Position are Different Because:

Total Fund Balance - Governmental Funds		\$ 68,983,652
Capital assets used in governmental activities are not financial resources and, therefore, are not reported as assets in governmental funds.		
The cost of capital assets is	\$ 304,940,121	
Accumulated depreciation is	<u>(72,106,927)</u>	
Net Capital Assets		232,833,194
Deferred charges on refunding related to the loss on refunding of debt which is classified as a deferred outflow of resources and expensed over the life of the debt on the government-wide financial statements, but was recorded as an expenditure in the governmental fund statements when the debt was issued.		
		318,343
In governmental funds, unmatured interest on long-term obligations is recognized in the period when it is due. On the government-wide statements, unmatured interest on long-term obligations is recognized when it is incurred.		
		(1,062,804)
Long-term obligations, including bonds payable, are not due and payable in the current period and, therefore, are not reported as liabilities in the funds. Long-term liabilities at year end consist of:		
Bonds payable and premiums	(82,741,608)	
COP payable and discounts	(13,366,607)	
Compensated absences (vacations)	(329,197)	
Net OPEB obligation	(11,493,579)	
Net pension liability, net of related deferred inflows and outflows of resources	<u>(61,126,774)</u>	
Total Long-Term Obligations		<u>(169,057,765)</u>
Total Net Position - Governmental Activities		<u>\$ 132,014,620</u>

The accompanying notes are an integral part of these financial statements.

This page left blank intentionally.

MORGAN HILL UNIFIED SCHOOL DISTRICT

**GOVERNMENTAL FUNDS
STATEMENT OF REVENUES, EXPENDITURES, AND
CHANGES IN FUND BALANCES
FOR THE YEAR ENDED JUNE 30, 2017**

	General Fund	Building Fund	Capital Facilities Fund
REVENUES			
Local control funding formula	\$ 68,584,076	\$ -	\$ -
Federal sources	3,785,233	694,038	-
Other state sources	8,645,327	-	-
Other local sources	7,805,751	298,498	2,249,708
Total Revenues	88,820,387	992,536	2,249,708
EXPENDITURES			
Current			
Instruction	51,714,156	-	-
Instruction-related activities:			
Supervision of instruction	2,847,215	-	-
Instructional library, media and technology	279,053	-	-
School site administration	6,758,893	-	-
Pupil services:			
Home-to-school transportation	3,421,013	-	-
Food services	32,805	-	-
All other pupil services	4,167,983	-	-
General administration:			
Data processing	1,391,555	-	-
All other general administration	4,058,290	-	-
Plant services	7,201,453	207,802	(4,982)
Facility acquisition and construction	1,161,110	5,830,808	1,426,363
Ancillary services	520,450	-	-
Community services	14,857	-	-
Other outgo	3,700,708	-	-
Debt service			
Principal	-	-	-
Interest and other	-	958,855	-
Total Expenditures	87,269,541	6,997,465	1,421,381
Excess (Deficiency) of			
Revenues Over Expenditures	1,550,846	(6,004,929)	828,327
Other Financing Sources (Uses):			
Transfers in	64,907	755,970	-
Transfers out	(1,236,768)	-	(64,907)
Net Financing Sources (Uses)	(1,171,861)	755,970	(64,907)
NET CHANGE IN FUND BALANCES	378,985	(5,248,959)	763,420
Fund Balance - Beginning	32,422,248	19,226,060	8,041,423
Fund Balance - Ending	\$ 32,801,233	\$ 13,977,101	\$ 8,804,843

The accompanying notes are an integral part of these financial statements.

Bond Interest and Redemption Fund	Non-Major Governmental Funds	Total Governmental Funds
\$ -	\$ -	\$ 68,584,076
-	1,742,825	6,222,096
62,234	1,075,945	9,783,506
11,704,089	1,095,891	23,153,937
<u>11,766,323</u>	<u>3,914,661</u>	<u>107,743,615</u>
-	524,397	52,238,553
-	-	2,847,215
-	-	279,053
-	288,499	7,047,392
-	-	3,421,013
-	2,585,784	2,618,589
-	-	4,167,983
-	-	1,391,555
-	164,866	4,223,156
-	45,709	7,449,982
-	1,983,841	10,402,122
-	-	520,450
-	-	14,857
-	-	3,700,708
3,999,013	-	3,999,013
8,030,238	-	8,989,093
<u>12,029,251</u>	<u>5,593,096</u>	<u>113,310,734</u>
<u>(262,928)</u>	<u>(1,678,435)</u>	<u>(5,567,119)</u>
-	480,798	1,301,675
-	-	(1,301,675)
-	480,798	-
<u>(262,928)</u>	<u>(1,197,637)</u>	<u>(5,567,119)</u>
11,320,728	3,540,312	74,550,771
<u>\$ 11,057,800</u>	<u>\$ 2,342,675</u>	<u>\$ 68,983,652</u>

MORGAN HILL UNIFIED SCHOOL DISTRICT

RECONCILIATION OF THE GOVERNMENTAL FUNDS STATEMENT OF REVENUES, EXPENDITURES, AND CHANGES IN FUND BALANCES TO THE STATEMENT OF ACTIVITIES FOR THE YEAR ENDED JUNE 30, 2017

Amounts Reported for Governmental Activities in the Statement of Activities are Different Because:

Total Net Change in Fund Balances - Governmental Funds **\$ (5,567,119)**

Capital outlays to purchase or build capital assets are reported in governmental funds as expenditures; however, for governmental activities, those costs are shown in the Statement of Net Position and allocated over their estimated useful lives as annual depreciation expenses in the Statement of Activities. This is the amount by which capital outlays exceed depreciation in the period.

Capital outlays	\$ 11,868,055	
Depreciation expense	<u>(6,899,227)</u>	
Net Expense Adjustment		4,968,828

In the Statement of Activities, certain operating expenses, such as compensated absences (vacations) are measured by the amounts earned during the year. In the governmental funds, however, expenditures for these items are measured by the amount of financial resources used (essentially, the amounts actually paid). Vacation amounts earned were more than the amounts used.

(21,611)

In the governmental funds, pension costs are based on employer contributions made to pension plans during the year. However, in the Statement of Activities, pension expense is the net effect of all changes in the deferred outflows, deferred inflows and net pension liability during the year.

(1,736,774)

Accreted interest on capital appreciation bonds does not require the use of current financial resources, and thus is not recorded in the governmental funds. In the Statement of Activities, however, accreted interest expense is recognized in the government-wide statements as an addition to long-term liabilities.

(72,957)

The accompanying notes are an integral part of these financial statements.

MORGAN HILL UNIFIED SCHOOL DISTRICT

RECONCILIATION OF THE GOVERNMENTAL FUNDS STATEMENT OF REVENUES, EXPENDITURES, AND CHANGES IN FUND BALANCES TO THE STATEMENT OF ACTIVITIES (Continued) FOR THE YEAR ENDED JUNE 30, 2017

Amortization of premium, discount and defeasance cost of long-term liabilities is not recognized in the governmental funds, but they impact the Statement of Activities. The net amortization amount during the year is as follows:

Amortization of defeasance cost of general obligation bonds	(79,586)	
Amortization of premium of general obligation bonds	154,800	
Amortization of discount of certificates of participation	<u>(13,840)</u>	
Net amortization		61,374

Payment of principal on long-term liabilities is an expenditure in the governmental funds, but it reduces long-term liabilities in the Statement of Net Position and does not affect the Statement of Activities. 9,470,000

Interest on long-term debt is recorded as an expenditure in the funds when it is due; however, in the Statement of Activities, interest expense is recognized as the interest accrues, regardless of when it is due. 116,223

Payments of the retiree benefits are recorded as an expenditure in the governmental funds. However, the difference between the excess of the annual required contributions and the actual benefit payments made, is recorded as an additional expense in the Statement of Activities. The actual amount of the contribution was less than the annual required contributions. (2,225,393)

Change in Net Position of Governmental Activities \$ 4,992,571

The accompanying notes are an integral part of these financial statements.

MORGAN HILL UNIFIED SCHOOL DISTRICT

FIDUCIARY FUND STATEMENT OF NET POSITION JUNE 30, 2017

	<u>Agency Fund</u>
ASSETS	
Deposits and investments	\$ 918,797
Total Assets	<u>\$ 918,797</u>
LIABILITIES	
Due to student groups	\$ 918,797
Total Liabilities	<u>\$ 918,797</u>

The accompanying notes are an integral part of these financial statements.

MORGAN HILL UNIFIED SCHOOL DISTRICT

NOTES TO FINANCIAL STATEMENTS

JUNE 30, 2017

NOTE 1 - SUMMARY OF SIGNIFICANT ACCOUNTING POLICIES

Financial Reporting Entity

The Morgan Hill Unified School District was unified on July 1, 1966 under the laws of the State of California. The District operates under a locally elected seven member Board form of government and provides educational services to grades K-12 as mandated by the State and/or Federal agencies. The District operates eight elementary, two middle, two high schools, a continuation high school and a community adult school as well as a home-schooling program.

A reporting entity is comprised of the primary government, component units, and other organizations that are included to ensure the financial statements are not misleading. The primary government of the District consists of all funds, departments, boards, and agencies that are not legally separate from the District. For Morgan Hill Unified School District, this includes general operations, food service, and student related activities of the District.

Component Units

Component units are legally separate organizations for which the District is financially accountable. Component units may also include organizations that are fiscally dependent on the District, in that the District approves their budget, the issuance of their debt or the levying of their taxes. In addition, component units are other legally separate organizations for which the District is not financially accountable but the nature and significance of the organization's relationship with the District is such that exclusion would cause the District's financial statements to be misleading or incomplete. The component unit, although a legally separate entity is reported in the financial statements using the blended presentation method as if it was part of the District's operations because the governing board of the component unit is essentially the same as the governing board of the District and because its purpose is to finance the construction of facilities to be used for the direct benefit of the District. The financial activity for this component unit is presented in the financial statements as the Capital Projects Fund.

Basis of Presentation - Fund Accounting

The accounting system is organized and operated on a fund basis. A fund is defined as a fiscal and accounting entity with a self-balancing set of accounts, which are segregated for the purpose of carrying on specific activities or attaining certain objectives in accordance with special regulations, restrictions, or limitations. The District's funds are grouped into two broad fund categories: governmental and fiduciary.

Governmental Funds

Governmental funds are those through which most governmental functions typically are financed. Governmental fund reporting focuses on the sources, uses, and balances of current financial resources. Expendable assets are assigned to the various governmental funds according to the purposes for which they may or must be used. Current liabilities are assigned to the fund from which they will be paid. The difference between governmental fund assets and liabilities is reported as fund balance. The following are the District's major and non-major governmental funds:

MORGAN HILL UNIFIED SCHOOL DISTRICT

NOTES TO FINANCIAL STATEMENTS JUNE 30, 2017

Major Governmental Funds

General Fund The General Fund is the chief operating fund for all districts. It is used to account for the ordinary operations of the District. All transactions except those amounts for another fund are accounted for in this fund.

Two funds currently defined as special revenue funds in the California State Accounting Manual (CSAM) do not meet the GASB Statement No. 54 special revenue fund definition. Specifically, Fund 17, Special Reserve Fund for Other Than Capital Outlay Projects, and Fund 20, Special Reserve Fund for Post-employment Benefits, are not substantially composed of restricted or committed revenue sources. While these funds are authorized by statute and will remain open for internal reporting purposes, these funds function effectively as extensions of the General Fund, and accordingly have been combined with the General Fund for presentation in these audited financial statements.

Building Fund The Building Fund exists primarily to account separately for proceeds from the sale of bonds (*Education Code* Section 15146) and may not be used for any purposes other than those for which the bonds were issued.

Capital Facilities Fund The Capital Facilities Fund is used primarily to account separately for monies received from fees levied on developers or other agencies as a condition of approving a development (*Education Code* Sections 17620-17626). Expenditures are restricted to the purposes specified in *Government Code* Sections 65970-65981 or to the items specified in agreements with the developer (*Government Code* Section 66006).

Bond Interest and Redemption Fund The Bond Interest and Redemption Fund is used for the repayment of bonds issued for a District (*Education Code* Sections 15125-15262).

Non-Major Governmental Funds

Special Revenue Funds The Special Revenue funds are used to account for the proceeds from specific revenue sources (other than trusts, major capital projects, or debt service) that are restricted or committed to expenditures for specified purposes and that compose a substantial portion of the inflows of the fund. Additional resources that are restricted, committed, or assigned to the purpose of the fund may also be reported in the fund.

Adult Education Fund The Adult Education Fund is used to account separately for Federal, State, and local revenues for adult education programs and is to be expended for adult education purposes only.

Child Development Fund The Child Development Fund is used to account separately for Federal, State, and local revenues to operate child development programs and is to be used only for expenditures for the operation of child development programs.

Cafeteria Fund The Cafeteria Fund is used to account separately for Federal, State, and local resources to operate the food service program (*Education Code* Sections 38090-38093) and is used only for those expenditures authorized by the governing board as necessary for the operation of the District's food service program (*Education Code* Sections 38091 and 38100).

MORGAN HILL UNIFIED SCHOOL DISTRICT

NOTES TO FINANCIAL STATEMENTS

JUNE 30, 2017

Deferred Maintenance Fund The Deferred Maintenance Fund is used to account separately for revenues that are restricted or committed for deferred maintenance purposes (*Education Code* Section 17582).

Capital Project Funds The Capital Project funds are used to account for financial resources that are restricted, committed, or assigned to the acquisition or construction of major capital facilities and other capital assets (other than those financed by proprietary funds and trust funds).

Capital Project Fund for Blended Component Units This fund is used to account for capital projects financed by parcel taxes, upon approval of the voters during 2006-07.

Fiduciary Funds Fiduciary funds are used to account for assets held in trustee or agent capacity for others that cannot be used to support the District's own programs. The fiduciary fund category is split into four classifications: pension trust funds, investment trust funds, private-purpose trust funds, and agency funds. The key distinction between trust and agency funds is that trust funds are subject to a trust agreement that affects the degree of management involvement and the length of time that the resources are held.

Agency funds are custodial in nature (assets equal liabilities) and do not involve measurement of results of operations. Such funds have no equity accounts since all assets are due to individuals or entities at some future time. The District's agency fund accounts for student body activities (ASB) and scholarship activities.

Basis of Accounting - Measurement Focus

Government-Wide Financial Statements The government-wide financial statements are prepared using the economic resources measurement focus and the accrual basis of accounting. This is the same approach used in the preparation of the proprietary fund financial statements, but differs from the manner in which governmental fund financial statements are prepared.

The government-wide statement of activities presents a comparison between expenses, both direct and indirect, for each governmental function, and excludes fiduciary activity. Direct expenses are those that are specifically associated with a service, program, or department and are therefore, clearly identifiable to a particular function. The District does not allocate indirect expenses to functions in the Statement of Activities, except for depreciation. Program revenues include charges paid by the recipients of the goods or services offered by the programs and grants and contributions that are restricted to meeting the operational or capital requirements of a particular program. Revenues that are not classified as program revenues are presented as general revenues. The comparison of program revenues and expenses identifies the extent to which each program is self-financing or draws from the general revenues of the District. Eliminations have been made to minimize the double counting of internal activities.

Net position should be reported as restricted when constraints placed on net position are either externally imposed by creditors (such as through debt covenants), grantors, contributors, or laws or regulations of other governments or imposed by law through constitutional provisions or enabling legislation. The net position restricted for other activities result from special revenue funds and the restrictions on their use.

MORGAN HILL UNIFIED SCHOOL DISTRICT

NOTES TO FINANCIAL STATEMENTS

JUNE 30, 2017

Fund Financial Statements Fund financial statements report detailed information about the District. The focus of governmental and proprietary fund financial statements is on major funds rather than reporting funds by type. Each major fund is presented in a separate column. Non-major funds are aggregated and presented in a single column. The internal service fund is presented in a single column on the face of the proprietary fund statement.

Governmental Funds All governmental funds are accounted for using the flow of current financial resources measurement focus and the modified accrual basis of accounting. With this measurement focus, only current assets and current liabilities generally are included on the balance sheet. The statement of revenues, expenditures, and changes in fund balance reports on the sources (revenues and other financing sources) and uses (expenditures and other financing uses) of current financial resources. This approach differs from the manner in which the governmental activities of the government-wide financial statements are prepared. Governmental fund financial statements, therefore, include reconciliations with brief explanations to better identify the relationship between the government-wide financial statements, prepared using the economic resources measurement focus and the accrual basis of accounting, and the governmental fund financial statements, prepared using the flow of current financial resources measurement focus and the modified accrual basis of accounting.

Fiduciary Fund Fiduciary fund is accounted for using the flow of economic resources measurement focus and the accrual basis of accounting. Fiduciary fund is excluded from the government-wide financial statements because they do not represent resources of the District.

Revenues – Exchange and Non-Exchange Transactions Revenue resulting from exchange transactions, in which each party gives and receives essentially equal value, is recorded on the accrual basis when the exchange takes place. On a modified accrual basis, revenue is recorded in the fiscal year in which the resources are measurable and become available. Available means that the resources will be collected within the current fiscal year, or 365 days. The following revenue sources are considered to be both measurable and available at fiscal year-end: State apportionments, interest, certain grants and other local sources.

Non-exchange transactions, in which the District receives value without directly giving equal value in return, include property taxes, certain grants, entitlements, and donations. Revenue from property taxes is recognized in the fiscal year in which the taxes are received. Revenue from certain grants, entitlements, and donations is recognized in the fiscal year in which all eligibility requirements have been satisfied. Eligibility requirements include time and purpose restrictions. On a modified accrual basis, revenue from non-exchange transactions must also be available before it can be recognized.

Unearned Revenue Unearned revenue arises when potential revenue does not meet both the "measurable" and "available" criteria for recognition in the current period or when resources are received by the District prior to the incurrence of qualifying expenditures. In subsequent periods, when both revenue recognition criteria are met, or when the District has a legal claim to the resources, the liability for unearned revenue is removed from the balance sheet and revenue is recognized.

Certain grants received before the eligibility requirements are met are recorded as unearned revenue. On the governmental fund financial statements, receivables that will not be collected within the available period are also recorded as unearned revenue.

MORGAN HILL UNIFIED SCHOOL DISTRICT

NOTES TO FINANCIAL STATEMENTS

JUNE 30, 2017

Expenses/Expenditures On the accrual basis of accounting, expenses are recognized at the time they are incurred. The measurement focus of governmental fund accounting is on decreases in net financial resources (expenditures) rather than expenses. Expenditures are generally recognized in the accounting period in which the related fund liability is incurred. Principal and interest on long-term obligations, which have not matured, are recognized when paid in the governmental funds as expenditures. Allocations of costs, such as depreciation and amortization, are not recognized in the governmental funds but are recognized in the government-wide statements.

Cash and Cash Equivalents

The District's cash and cash equivalents are considered to be cash on hand, demand deposits, and short-term investments with original maturities of three months or less from the date of acquisition. Cash equivalents also include cash with county treasury balances.

Investments

Investments held at June 30, 2017 with original maturities greater than one year are stated at fair value. Fair value is estimated based on quoted market prices at year-end. All investments not required to be reported at fair value are stated at cost or amortized cost. Fair values of investments in county and state investment pools are determined by the program sponsor.

Stores Inventories

Inventories consist of expendable food and supplies held for consumption. Inventories are stated at cost, on the weighted average basis. The costs of inventory items are recorded as expenditures in the governmental type funds when used.

Capital Assets and Depreciation

The accounting and reporting treatment applied to the capital assets associated with a fund are determined by its measurement focus. Capital assets are long-lived assets of the District. The District maintains a capitalization threshold of \$20,000. The District does not possess any infrastructure. Improvements are capitalized; the costs of normal maintenance and repairs that do not add to the value of the asset or materially extend an asset's life are not capitalized, but are expensed as incurred. When purchased, such assets are recorded as expenditures in the governmental funds and capitalized in the government-wide statement of net position. The valuation basis for capital assets is historical cost, or where historical cost is not available, estimated historical cost based on replacement cost. Depreciation is computed using the straight-line method. Estimated useful lives of the various classes of depreciable capital assets are as follows: buildings, 20 to 50 years; improvements, 5 to 50 years; equipment, 2 to 15 years. Donated capital assets are capitalized at estimated fair market value on the date donated.

Interfund Balances

On fund financial statements, receivables and payables resulting from short-term interfund loans are classified as "interfund receivables/payables". These amounts are eliminated in the governmental columns of the statement of net position.

MORGAN HILL UNIFIED SCHOOL DISTRICT

NOTES TO FINANCIAL STATEMENTS

JUNE 30, 2017

Compensated Absences

Compensated absences are accrued as a liability as the benefits are earned. The entire compensated absence liability is reported on the government-wide statement of net position. For governmental funds, the current portion of unpaid compensated absences is recognized upon the occurrence of relevant events such as employee resignations and retirements that occur prior to year-end that have not yet been paid with expendable available financial resources. These amounts are reported in the fund from which the employees who have accumulated leave are paid.

Sick leave is accumulated without limit for each employee at the rate of one day for each month worked. Leave with pay is provided when employees are absent for health reasons; however, the employees do not gain a vested right to accumulated sick leave. Employees are never paid for any sick leave balance at termination of employment or any other time. Therefore, the value of accumulated sick leave is not recognized as a liability in the District's financial statements. However, credit for unused sick leave is applicable to all classified school members who retire after January 1, 1999. At retirement, each member will receive .004 year of service credit for each day of unused sick leave.

Accrued Liabilities and Long-Term Obligations

All payables, accrued liabilities, and long-term obligations are reported in the government-wide and proprietary fund financial statements. In general, governmental fund payables and accrued liabilities that, once incurred, are paid in a timely manner and in full from current financial resources are reported as obligations of the governmental funds.

However, claims and judgments, compensated absences, special termination benefits, and contractually required pension contributions that will be paid from governmental funds are reported as a liability in the governmental fund financial statements only to the extent that they are due for payment during the current year. Bonds, capital leases, and other long-term obligations are recognized as liabilities in the governmental fund financial statements when due.

Deferred Outflows/Inflows of Resources

In addition to assets, the statement of financial position also reports deferred outflows of resources. This separate financial statement element represents a consumption of net position that applies to a future period and so will not be recognized as an expense or expenditure until then. The District reports deferred outflows of resources for the unamortized loss on the refunding of general obligation bonds, current year pension contributions, and net differences of net pension liability in proportionate share, in expected and actual experience, in assumption and in projected and actual earnings.

In addition to liabilities, the statement of financial position reports a separate section for deferred inflows of resources. This separate financial statement element represents an acquisition of net position that applies to a future period and so will not be recognized as revenue until then. The District reports deferred inflows of resources for net differences of net pension liability in proportionate share, in expected and actual experience, in assumption and in projected and actual earnings.

MORGAN HILL UNIFIED SCHOOL DISTRICT

NOTES TO FINANCIAL STATEMENTS

JUNE 30, 2017

Pensions

For purposes of measuring the net pension liability and deferred outflows/inflows of resources related to pensions, and pension expense, information about the fiduciary net position of the California State Teachers Retirement System (CalSTRS) and the California Public Employees' Retirement System (CalPERS) plan for schools (Plans) and additions to/deductions from the Plans' fiduciary net position have been determined on the same basis as they are reported by CalSTRS and CalPERS. For this purpose, benefit payments (including refunds of employee contributions) are recognized when due and payable in accordance with the benefit terms. Member contributions are recognized in the period in which they are earned. Investments are reported at fair value.

Debt Premiums and Discounts

In the government-wide financial statements and in the proprietary fund type financial statements, long-term obligations are reported as liabilities in the applicable governmental activities, business-type activities, or proprietary fund statement of net position. Debt premiums and discounts are amortized over the life of the bonds using the straight-line method.

Fund Balances - Governmental Funds

As of June 30, 2017, fund balances of the governmental funds are classified as follows:

Nonspendable - amounts that cannot be spent either because they are in nonspendable form or because they are legally or contractually required to be maintained intact.

Restricted - amounts that can be spent only for specific purposes because of constitutional provisions or enabling legislation or because of constraints that are externally imposed by creditors, grantors, contributors, or the laws or regulations of other governments.

Committed - amounts that can be used only for specific purposes determined by a formal action of the governing board. The governing board is the highest level of decision-making authority for the District. Commitments may be established, modified, or rescinded only through resolutions or other action as approved by the governing board.

Assigned - amounts that do not meet the criteria to be classified as restricted or committed but that are intended to be used for specific purposes. Under the District's adopted policy, only the governing board or chief business officer/assistant superintendent of business services may assign amounts for specific purposes.

Unassigned - all other spendable amounts.

Spending Order Policy

When an expenditure is incurred for purposes for which both restricted and unrestricted fund balance is available, the District considers restricted funds to have been spent first. When an expenditure is incurred for which committed, assigned, or unassigned fund balances are available, the District considers amounts to have been spent first out of committed funds, then assigned funds, and finally unassigned funds, as needed, unless the governing board has provided otherwise in its commitment or assignment actions.

MORGAN HILL UNIFIED SCHOOL DISTRICT

NOTES TO FINANCIAL STATEMENTS

JUNE 30, 2017

Net Position

Net position represents the difference between assets and liabilities. Net position net of investment in capital assets consists of capital assets, net of accumulated depreciation, reduced by the outstanding balances of any borrowings used for the acquisition, construction, or improvement of those assets. Net position is reported as restricted when there are limitations imposed on their use either through the enabling legislation adopted by the District or through external restrictions imposed by creditors, grantors, or laws or regulations of other governments. The District first applies restricted resources when an expense is incurred for purposes for which both restricted and unrestricted net position is available.

Interfund Activity

Exchange transactions between funds are reported as revenues in the seller funds and as expenditures in the purchaser funds. Flows of cash or goods from one fund to another without a requirement for repayment are reported as interfund transfers. Interfund transfers are reported as other financing sources/uses in governmental funds. Repayments from funds responsible for particular expenditures to the funds that initially paid for them are not presented in the financial statements. Interfund transfers are eliminated in the governmental columns of the statement of activities.

Estimates

The preparation of the financial statements in conformity with accounting principles generally accepted in the United States of America requires management to make estimates and assumptions that affect the amounts reported in the financial statements and accompanying notes. Actual results may differ from those estimates.

Budgetary Data

The budgetary process is prescribed by provisions of the California *Education Code* and requires the governing board to hold a public hearing and adopt an operating budget no later than July 1 of each year. The District governing board satisfied these requirements. The adopted budget is subject to amendment throughout the year to give consideration to unanticipated revenue and expenditures primarily resulting from events unknown at the time of budget adoption with the legal restriction that expenditures cannot exceed appropriations by major object account.

The amounts reported as the original budgeted amounts in the budgetary statements reflect the amounts when the original appropriations were adopted. The amounts reported as the final budgeted amounts in the budgetary statements reflect the amounts after all budget amendments have been accounted for. For budget purposes, on-behalf payments have not been included as revenue and expenditures as required under generally accepted accounting principles.

Property Tax

Secured property taxes attach as an enforceable lien on property as of January 1. Taxes are payable in two installments on November 1 and February 1 and become delinquent on December 10 and April 10, respectively. Unsecured property taxes are payable in one installment on or before August 31. The County of Santa Clara bills and collects the taxes on behalf of the District. Local property tax revenues are recorded when received.

MORGAN HILL UNIFIED SCHOOL DISTRICT

NOTES TO FINANCIAL STATEMENTS

JUNE 30, 2017

New Accounting Pronouncements Effective in This Fiscal Year

GASB Statement No. 77 – In August 2015, GASB issued Statement No. 77, Tax Abatement Disclosures. The Statement requires state and local governments to disclose information about tax abatement agreements. The Statement is effective for the periods beginning after December 15, 2015, or the fiscal year 2016-17. Please refer to Note 16 for the impact of this pronouncement to the District.

GASB Statement No. 82 – In March 2016, the GASB issued Statement No. 82, Pension Issues - An Amendment of GASB Statements No. 67, No. 68, and No. 73. The objective of this Statement is to address certain issues that have been raised with respect to Statements No. 67, Financial Reporting for Pension Plans, No. 68, Accounting and Financial Reporting for Pensions, and No. 73, Accounting and Financial Reporting for Pensions and Related Assets That Are Not within the Scope of GASB Statement No. 68, and Amendments to Certain Provisions of GASB Statements No. 67 and No. 68. Specifically, this Statement addresses issues regarding (1) the presentation of payroll-related measures in required supplementary information, (2) the selection of assumptions and the treatment of deviations from the guidance in an Actuarial Standard of Practice for financial reporting purposes, and (3) the classification of payments made by employers to satisfy employee (plan member) contribution requirements. The District has implemented the provisions of this Statement as of June 30, 2017, except for the requirements of this Statement for the selection of assumptions in a circumstance in which an employer's pension liability is measured as of a date other than the employer's most recent fiscal year-end. In that circumstance, the requirements for the selection of assumptions are effective for that employer in the first reporting period in which the measurement date of the pension liability is on or after June 15, 2017.

New Accounting Pronouncements Effective in the Future Fiscal Year

GASB Statement No. 75 – In June 2015, GASB issued Statement No. 75, Accounting and Financial Reporting for Postemployment Benefits Other than Pensions. The objective of the Statement is to replace the requirements of GASB Statement No. 45. In addition, the Statement requires governments to report a liability on the face of the financial statements for the OPEB provided and requires governments to present more extensive note disclosures and required supplementary information about their OPEB liabilities. The Statement is effective for the periods beginning June 15, 2017, or the fiscal year 2017-18. The District has not determined the effect of the statement.

GASB Statement No. 81 – In March 2016, the GASB issued Statement No. 81, Irrevocable Split-Interest Agreements. The objective of this Statement is to improve accounting and financial reporting for irrevocable splitinterest agreements by providing recognition and measurement guidance for situations in which a government is a beneficiary of the agreement. The District has not determined the effect of the statement.

GASB Statement No. 83 – In November 2016, GASB issued Statement No. 83, Certain Asset Retirement Obligations. This Statement addresses accounting and financial reporting for certain asset retirement obligations (AROs). An ARO is a legally enforceable liability associated with the retirement of a tangible capital asset. A government that has legal obligations to perform future asset retirement activities related to its tangible capital asset should recognize a liability based on the guidance in this Statement. This Statement also requires disclosure of information about the nature of a government's ARO, the methods and assumptions used for the estimates of the liabilities, and the estimated remaining useful life of the associated tangible capital assets. The requirements of this Statement are effective for reporting periods beginning after June 15, 2018, or the 2018-19 fiscal year. The District has not determined the effect of the statement.

MORGAN HILL UNIFIED SCHOOL DISTRICT

NOTES TO FINANCIAL STATEMENTS

JUNE 30, 2017

GASB Statement No. 84 – In January 2017, GASB issued Statement No. 84, Fiduciary Activities. The objective of this Statement is to improve guidance regarding the identification of fiduciary activities for accounting and financial reporting purposes and how those activities should be reported. The requirements of this Statement are effective for reporting periods beginning after December 15, 2018, or the 2019-20 fiscal year. The District has not determined the effect of the statement.

GASB Statement No. 85 – In March 2017, GASB issued Statement No. 85, Omnibus 2017. The objective of this Statement is to address practice issues that have been identified during implementation and application of certain GASB Statements. This Statement addresses a variety of topics including issues related to blending component units, goodwill, fair value measurement and application, and postemployment benefits (pensions and other postemployment benefits). The Statement is effective for the reporting periods beginning after June 15, 2017, or 2017-18 fiscal year. The District has not determined the effect of the statement.

GASB Statement No. 86 – In May 2017, GASB issued Statement No. 86, Certain Debt Extinguishment Issues. The primary objective of this Statement is to improve consistency in accounting and financial reporting for insubstance defeasance of debt by providing guidance for transactions in which cash and other monetary assets acquired with only existing resources—resources other than the proceeds of refunding debt—are placed in an irrevocable trust for the sole purpose of extinguishing debt. This Statement also improves accounting and financial reporting for prepaid insurance on debt that is extinguished and notes to financial statements for debt that is defeased in substance. The Statement is effective for the reporting periods beginning after June 15, 2017, or 2017-18 fiscal year. The District has not determined the effect of the statement.

GASB Statement No. 87 – In June 2017, GASB issued Statement No. 87, Leases. The objective of this Statement is to better meet the information needs of financial statement users by improving accounting and financial reporting for leases by governments. This Statement increases the usefulness of governments' financial statements by requiring recognition of certain lease assets and liabilities for leases that previously were classified as operating leases and recognized as inflows of resources or outflows of resources based on the payment provisions of the contract. It establishes a single model for lease accounting based on the foundational principle that leases are financings of the right to use an underlying asset. The Statement is effective for the reporting periods beginning after December 15, 2019, or 2020-21 fiscal year. The District has not determined the effect of the statement.

MORGAN HILL UNIFIED SCHOOL DISTRICT

NOTES TO FINANCIAL STATEMENTS

JUNE 30, 2017

NOTE 2 - DEPOSITS AND INVESTMENTS

Summary of Deposits and Investments

Deposits and investments as of June 30, 2017, are classified in the accompanying financial statements as follows:

Governmental activities	\$ 71,025,755
Fiduciary fund	918,797
Total Deposits and Investments	<u>\$ 71,944,552</u>

Deposits and investments as of June 30, 2017, consist of the following:

Cash on hand and in banks	\$ 939,115
Cash in revolving	20,500
Investments	70,984,937
Total Deposits and Investments	<u>\$ 71,944,552</u>

Policies and Practices

The District is authorized under California Government Code to make direct investments in local agency bonds, notes, or warrants within the State; U.S. Treasury instruments; registered State warrants or treasury notes; securities of the U.S. Government, or its agencies; bankers acceptances; commercial paper; certificates of deposit placed with commercial banks and/or savings and loan companies; repurchase or reverse repurchase agreements; medium term corporate notes; shares of beneficial interest issued by diversified management companies, certificates of participation, obligations with first priority security; and collateralized mortgage obligations.

Investment in County Treasury - The District is considered to be an involuntary participant in an external investment pool as the District is required to deposit all receipts and collections of monies with their County Treasurer (*Education Code* Section 41001). The fair value of the District's investment in the pool is reported in the accounting financial statements at amounts based upon the District's pro-rata share of the fair value provided by the County Treasurer for the entire portfolio (in relation to the amortized cost of that portfolio). The balance available for withdrawal is based on the accounting records maintained by the County Treasurer, which is recorded on the amortized cost basis.

MORGAN HILL UNIFIED SCHOOL DISTRICT

NOTES TO FINANCIAL STATEMENTS

JUNE 30, 2017

General Authorizations

Limitations as they relate to interest rate risk and concentration of credit risk are indicated in the schedules below:

Authorized Investment Type	Maximum Remaining Maturity	Maximum Percentage of Portfolio	Maximum Investment in One Issuer
Local Agency Bonds, Notes, Warrants	5 years	None	None
Registered State Bonds, Notes, Warrants	5 years	None	None
U.S. Treasury Obligations	5 years	None	None
U.S. Agency Securities	5 years	None	None
Banker's Acceptance	180 days	40%	30%
Commercial Paper	270 days	25%	10%
Negotiable Certificates of Deposit	5 years	30%	None
Repurchase Agreements	1 year	None	None
Reverse Repurchase Agreements	92 days	20% of base	None
Medium-Term Corporate Notes	5 years	30%	None
Mutual Funds	N/A	20%	10%
Money Market Mutual Funds	N/A	20%	10%
Mortgage Pass-Through Securities	5 years	20%	None
County Pooled Investment Funds	N/A	None	None
Local Agency Investment Fund (LAIF)	N/A	None	None
Joint Powers Authority Pools	N/A	None	None

Interest Rate Risk

Interest rate risk is the risk that changes in market interest rates will adversely affect the fair value of an investment. Generally, the longer the maturity of an investment, the greater the sensitivity of its fair value to changes in market interest rates. The District manages its exposure to interest rate risk by investing in the County Treasury Pool and money market accounts.

Information about the sensitivity of the fair values of the District's investments to market interest rate fluctuation is provided by the following schedule that shows the distribution of the District's investment by maturity:

Investment Type	Cost	Fair Value	Maturity
Natixis Guaranteed Investment Contract	\$ 5,560,882	\$ 5,560,882	5/3/2027
Money Market	542,089	542,089	Less than a year
County Pool	64,881,966	64,732,202	528 days
Total	<u>\$ 70,984,937</u>	<u>\$ 70,835,173</u>	

MORGAN HILL UNIFIED SCHOOL DISTRICT

NOTES TO FINANCIAL STATEMENTS

JUNE 30, 2017

Credit Risk

Credit risk is the risk that an issuer of an investment will not fulfill its obligation to the holder of the investment. This is measured by the assignment of a rating by a nationally recognized statistical rating organization.

Investment Type	Fair Value	Rating Unrated
Natixis Guaranteed Investment Contract	\$ 5,560,882	\$ 5,560,882
Money Market	542,089	542,089
County Pool	64,732,202	64,732,202
Total	\$ 70,835,173	\$ 70,835,173

Custodial Credit Risk - Deposits

This is the risk that in the event of a bank failure, the District's deposits may not be returned to it. The District does not have a policy for custodial credit risk for deposits. However, the California Government Code requires that a financial institution secure deposits made by state or local governmental units by pledging securities in an undivided collateral pool held by a depository regulated under state law (unless so waived by the governmental unit). The market value of the pledged securities in the collateral pool must equal at least 110 percent of the total amount deposited by the public agency. California law also allows financial institutions to secure public deposits by pledging first trust deed mortgage notes having a value of 150 percent of the secured public deposits and letters of credit issued by the Federal Home Loan Bank of San Francisco having a value of 105 percent of the secured deposits. The District had no significant exposure with respect to custodial credit risk. On June 30, 2017, District bank balances of \$578,791 were exposed to custodial credit risk because they were uninsured but were collateralized with securities held by the pledging financial institution's trust department or agent, but not in the name of the District.

Custodial Credit Risk - Investments

This is the risk that, in the event of the failure of the counterparty, the District will not be able to recover the value of its investments or collateral securities that are in possession of an outside party. Of the investment in the District, \$5,852,971 is exposed to custodial credit risk because the related securities are uninsured, unregistered and held by the brokerage firm which is also the counterparty for these securities.

MORGAN HILL UNIFIED SCHOOL DISTRICT

NOTES TO FINANCIAL STATEMENTS

JUNE 30, 2017

Fair Value Measurements

The District categorizes the fair value measurements of its investments based on the hierarchy established by generally accepted accounting principles. The fair value hierarchy, which has three levels, is based on the valuation inputs used to measure an asset's fair value. The following provides a summary of the hierarchy used to measure fair value:

- Level 1 inputs - quoted prices in active markets for identical assets.
- Level 2 inputs – quoted prices in active or inactive for the same or similar assets.
- Level 3 inputs – estimates using the best information available when there is little or no market.

Uncategorized - Investments in County Treasury Investment Pool and Money Market are not measured using the input levels above because the District's transactions are based on a stable net asset value per share. All contributions and redemptions are transacted at \$1.00 net asset value per share.

The District's fair value measurement of Natixis Guaranteed Investment Contract is categorized as Level 3 at June 30, 2017.

NOTE 3 - RECEIVABLES

Receivables at June 30, 2017, consisted of intergovernmental grants, entitlements, interest and other local sources. All receivables are considered collectible in full.

	General Fund	Building Fund	Capital Facilities Fund	Bond Interest and Redemption Fund	Non-Major Governmental Funds	Total
Federal Government						
Categorical aid	\$ 1,095,713	\$ -	\$ -	\$ -	\$ 144,720	\$ 1,240,433
State Government						
State principal apportionment	214	-	-	-	-	214
Categorical aid	206,207	-	-	-	39,102	245,309
Lottery	768,188	-	-	-	-	768,188
Local Government						
Interest	108,377	27,178	25,738	18,056	5,289	184,638
Other Local Sources	376,215	-	-	-	84,350	460,565
Total	<u>\$ 2,554,914</u>	<u>\$ 27,178</u>	<u>\$ 25,738</u>	<u>\$ 18,056</u>	<u>\$ 273,461</u>	<u>\$ 2,899,347</u>

MORGAN HILL UNIFIED SCHOOL DISTRICT

**NOTES TO FINANCIAL STATEMENTS
JUNE 30, 2017**

NOTE 4 - CAPITAL ASSETS

Capital asset activity for the fiscal year ended June 30, 2017, was as follows:

	Balance July 1, 2016	Additions	Deductions	Balance June 30, 2017
Governmental Activities				
Capital Assets Not Being Depreciated:				
Land	\$ 7,467,149	\$ -	\$ -	\$ 7,467,149
Construction in progress	32,602,311	11,371,495	24,291,577	19,682,229
Total Capital Assets Not Being Depreciated	<u>40,069,460</u>	<u>11,371,495</u>	<u>24,291,577</u>	<u>27,149,378</u>
Capital Assets Being Depreciated:				
Buildings and improvements	256,373,962	24,291,577	6,483,564	274,181,975
Furniture and equipment	6,261,838	496,560	3,149,630	3,608,768
Total Capital Assets Being Depreciated	<u>262,635,800</u>	<u>24,788,137</u>	<u>9,633,194</u>	<u>277,790,743</u>
Total Capital Assets	<u>302,705,260</u>	<u>36,159,632</u>	<u>33,924,771</u>	<u>304,940,121</u>
Less Accumulated Depreciation:				
Buildings and improvements	70,236,631	6,605,655	6,483,564	70,358,722
Furniture and equipment	4,604,263	293,572	3,149,630	1,748,205
Total Accumulated Depreciation Governmental Activities Capital Assets, Net	<u>74,840,894</u>	<u>6,899,227</u>	<u>9,633,194</u>	<u>72,106,927</u>
	<u>\$ 227,864,366</u>	<u>\$ 29,260,405</u>	<u>\$ 24,291,577</u>	<u>\$ 232,833,194</u>

Depreciation expense was charged as a direct expense to governmental activities as follows:

Governmental Activities	
Instruction	\$ 4,180,169
Supervision of instruction	227,836
Instructional library, media and technology	22,330
School site administration	563,938
Home-to-school transportation	273,752
Food services	209,395
All other pupil services	333,525
Ancillary services	41,647
Community services	1,189
Data processing	111,353
All other general administration	337,940
Plant services	596,153
Total Depreciation Expense All Activities	<u>\$ 6,899,227</u>

MORGAN HILL UNIFIED SCHOOL DISTRICT

NOTES TO FINANCIAL STATEMENTS

JUNE 30, 2017

NOTE 5 - INTERFUND TRANSACTIONS

Interfund Receivables/Payables (Due To/Due From)

Due To	Due From			Total
	General Fund	Building Fund	Non-Major Governmental Funds	
General Fund	\$ -	\$ 443,137	\$ 325,534	\$ 768,671
Capital Facilities Fund	203,483	357,867	-	561,350
Non-Major Governmental Funds	165,048	-	-	165,048
Total	<u>\$ 368,531</u>	<u>\$ 801,004</u>	<u>\$ 325,534</u>	<u>\$ 1,495,069</u>

Operating Transfers

Interfund transfers for the year ended June 30, 2017, consisted of the following:

Transfer Out	Transfer In			Total
	General Fund	Building Fund	Non-Major Governmental Funds	
General Fund	\$ -	\$ 755,970	\$ 480,798	\$ 1,236,768
Capital Facilities Fund	64,907	-	-	64,907
Total	<u>\$ 64,907</u>	<u>\$ 755,970</u>	<u>\$ 480,798</u>	<u>\$ 1,301,675</u>

General Fund transferred to Building Fund for solar panel energy savings.	\$ 416,000
General Fund transferred to Building Fund to reimburse energy improvement projects.	\$ 339,970
General Fund transferred to Adult Education Fund for program funds received directly in General Fund through LCFF.	30,534
Capital Facilities Fund transferred to General Fund for revenue collected from Capital Facilities Fund that should have been recorded in General Fund.	64,907
General Fund transferred to Deferred Maintenance Fund for Deferred Maintenance funds was consolidated into the LCFF. Amount transferred was to continue use of the funds for emergency projects that are still eligible under Deferred Maintenance programs - such as new flooring projects, roofing, painting, and hardware replacement.	<u>450,264</u>
Total interfund transfers	<u>\$ 1,301,675</u>

MORGAN HILL UNIFIED SCHOOL DISTRICT

NOTES TO FINANCIAL STATEMENTS

JUNE 30, 2017

NOTE 6 - DEFERRED AMOUNT ON REFUNDING

Deferred outflows of resources is a consumption of net position by the District that is applicable to a future reporting period. The \$318,343 balance of the deferred amounts on refunding at June 30, 2017 will be recognized as an expense and as a decrease in net position over the remaining life of related bonds.

Deferred amount on refunding at June 30, 2017 is as follows:

	Balance July 1, 2016	Additions	Deductions	Balance June 30, 2017
Deferred amounts on refunding	\$ 397,929	\$ -	\$ 79,586	\$ 318,343

NOTE 7 - ACCOUNTS PAYABLE

Accounts payable at June 30, 2017, consisted of the following:

	General Fund	Building Fund	Capital Facilities Fund	Non-Major Governmental Funds	Total
Vendor payables	\$ 1,878,577	\$ 824,284	\$ 87,816	\$ 552,379	\$ 3,343,056
State principal apportionment	215,242	-	-	-	215,242
Salaries and benefits	198,985	718	-	17,552	217,255
Total	<u>\$ 2,292,804</u>	<u>\$ 825,002</u>	<u>\$ 87,816</u>	<u>\$ 569,931</u>	<u>\$ 3,775,553</u>

NOTE 8 - UNEARNED REVENUE

Unearned revenue at June 30, 2017, consists of the following:

	General Fund
State categorical aid	\$ 464,642
Other local	727,728
Total	<u>\$ 1,192,370</u>

MORGAN HILL UNIFIED SCHOOL DISTRICT

NOTES TO FINANCIAL STATEMENTS

JUNE 30, 2017

NOTE 9 - LONG-TERM OBLIGATIONS

Summary

The changes in the District's long-term obligations during the year consisted of the following:

	Balance July 1, 2016	Additions	Deductions	Balance June 30, 2017	Due in One Year
GOBs	\$ 84,709,012	\$ -	\$ 3,999,012	\$ 80,710,000	\$ 9,310,000
Accretions on GOBs	5,398,031	72,957	5,470,988	-	-
Premium on GOBs	2,186,408	-	154,800	2,031,608	154,800
Sub-Total	92,293,451	72,957	9,624,800	82,741,608	9,464,800
COPs	13,505,000	-	-	13,505,000	-
Discount on COPS	(152,233)	-	(13,840)	(138,393)	(13,840)
Net Accumulated vacation	307,586	21,611	-	329,197	-
Net OPEB obligations	9,268,186	2,225,393	-	11,493,579	-
Net pension liability	61,255,737	13,509,139	-	74,764,876	-
Total	<u>\$ 176,477,727</u>	<u>\$ 15,829,100</u>	<u>\$ 9,610,960</u>	<u>\$ 182,695,867</u>	<u>\$ 9,450,960</u>

The Bond Interest and Redemption fund is used to collect assessed property taxes which are used to repay the general obligation bonds (GOBs). Payment of certificate of participation (COPs) will be paid from General fund. Compensated absences, other post-employment benefits (OPEB), and pension liability will be paid by the fund for which the employee works.

Bonded Debt

The outstanding general obligation bonded debt is as follows:

Issue Date	Maturity Date (Aug 1)	Interest Rate	Original Issue	Bonds Outstanding July 1, 2016	Issued / Accreted Interest	Redeemed / Defeased	Bonds Outstanding June 30, 2017
2006	2016	4.25%-4.42%	\$ 8,774,040	\$ 8,177,043	\$ 72,957	\$ 8,250,000	\$ -
2012	2042	2.00%-3.25%	55,000,000	46,200,000	-	-	46,200,000
2015	2020	2.00%-5.00%	3,925,000	3,925,000	-	80,000	3,845,000
2015	2020	0.73%-2.31%	31,805,000	31,805,000	-	1,140,000	30,665,000
		Sub-Total	<u>\$ 99,504,040</u>	<u>\$ 90,107,043</u>	<u>\$ 72,957</u>	<u>\$ 9,470,000</u>	80,710,000
					Unamortized premium on GO bonds		2,031,608
						Total	<u>\$ 82,741,608</u>

MORGAN HILL UNIFIED SCHOOL DISTRICT

**NOTES TO FINANCIAL STATEMENTS
JUNE 30, 2017**

Debt Service Requirements to Maturity

The bonds mature through 2043 as follows:

Fiscal Year	Principal	Interest to Maturity	Total
2018	\$ 9,310,000	\$ 2,474,098	11,784,098
2019	10,025,000	2,295,581	12,320,581
2020	10,820,000	2,061,916	12,881,916
2021	5,300,000	1,858,256	7,158,256
2022	445,000	1,777,475	2,222,475
2023-2027	3,820,000	8,470,750	12,290,750
2028-2032	7,320,000	7,245,187	14,565,187
2033-2037	11,625,000	5,621,032	17,246,032
2038-2042	17,630,000	2,757,400	20,387,400
2043	4,415,000	88,300	4,503,300
Total	80,710,000	\$ 34,649,995	\$ 115,359,995

Prior Year Defeased Debt

In 2015, the District defeased the 2006 Refunding Bonds in the amount of \$34,285,000 by creating an irrevocable trust fund. New debt has been issued and the proceeds have been used to purchase US government securities that were placed in the trust fund. The investments and fixed earnings from the investments are sufficient to fully service the defeased debt until the debt is called or matures. For financial reporting purposes, the debt has been considered defeased and therefore, removed as a liability from the District's Long-Term Obligations. On August 1, 2016 the remaining trust fund amount of \$34,285,000 was used to pay off all outstanding bonds. As of June 30, 2017 the amount in the trust fund account balance has no balance.

Certificates of Participation

In May 2011, the Morgan Hill Unified School District issued certificates of participation in the amount of \$13,505,000 with interest rates ranging from 2 to 7.1 percent. As of June 30, 2017, the principal balance outstanding was \$13,505,000. The certificates mature through 2027 as follows:

Fiscal Year	Principal	Interest to Maturity	Total
2018	\$ -	\$ 958,855	\$ 958,855
2019	-	958,855	958,855
2020	-	958,855	958,855
2021	-	958,855	958,855
2022	-	958,855	958,855
2023-2027	13,505,000	4,794,275	18,299,275
Total	\$ 13,505,000	\$ 9,588,550	\$ 23,093,550

MORGAN HILL UNIFIED SCHOOL DISTRICT

NOTES TO FINANCIAL STATEMENTS

JUNE 30, 2017

Accumulated Unpaid Employee Vacation

The long-term portion of accumulated unpaid employee vacation for the District at June 30, 2017 amounted to \$329,197.

NOTE 10 - FUND BALANCES

Fund balances are composed of the following elements:

	General Fund	Building Fund	Capital Facilities Fund	Bond Interest and Redemption Fund	Non-Major Governmental Funds	Total
Nonspendable						
Revolving cash	\$ 14,500	\$ -	\$ -	\$ -	\$ 6,000	\$ 20,500
Prepaid expenditures	26,048	-	-	-	-	26,048
Total Nonspendable	<u>40,548</u>	<u>-</u>	<u>-</u>	<u>-</u>	<u>6,000</u>	<u>46,548</u>
Restricted						
Legally restricted programs	3,374,403	-	-	-	354,015	3,728,418
Food program	-	-	-	-	379,975	379,975
Capital projects	-	6,698,443	8,804,843	-	735,340	16,238,626
Debt services	-	-	-	11,057,800	-	11,057,800
Total Restricted	<u>3,374,403</u>	<u>6,698,443</u>	<u>8,804,843</u>	<u>11,057,800</u>	<u>1,469,330</u>	<u>31,404,819</u>
Committed						
Adult education program	-	-	-	-	274,521	274,521
Deferred maintenance program	-	-	-	-	592,824	592,824
Total Committed	<u>-</u>	<u>-</u>	<u>-</u>	<u>-</u>	<u>867,345</u>	<u>867,345</u>
Assigned						
Special reserve-non capital	2,614,340	-	-	-	-	2,614,340
Retiree benefits	573,845	-	-	-	-	573,845
Capital projects	-	7,278,658	-	-	-	7,278,658
Various program carryover	7,696,447	-	-	-	-	7,696,447
Total Assigned	<u>10,884,632</u>	<u>7,278,658</u>	<u>-</u>	<u>-</u>	<u>-</u>	<u>18,163,290</u>
Unassigned						
Reserve for economic uncertainties	2,655,189	-	-	-	-	2,655,189
Remaining unassigned	15,846,461	-	-	-	-	15,846,461
Total Unassigned	<u>18,501,650</u>	<u>-</u>	<u>-</u>	<u>-</u>	<u>-</u>	<u>18,501,650</u>
Total	<u>\$ 32,801,233</u>	<u>\$ 13,977,101</u>	<u>\$ 8,804,843</u>	<u>\$ 11,057,800</u>	<u>\$ 2,342,675</u>	<u>\$ 68,983,652</u>

MORGAN HILL UNIFIED SCHOOL DISTRICT

NOTES TO FINANCIAL STATEMENTS

JUNE 30, 2017

NOTE 11 - POST-EMPLOYMENT HEALTH CARE PLAN AND OTHER POST-EMPLOYMENT BENEFITS (OPEB) OBLIGATION

Plan Description

The Post-employment Benefit Plan (the "Plan") is a single-employer defined benefit healthcare plan administered by the Morgan Hill Unified School District. The Plan provides medical and dental insurance benefits to eligible retirees. Membership of the Plan consists of 294 retirees currently receiving benefits and 802 active plan members. Board designated amount of the Plan is presented in these financial statements as the Retiree Benefits Special Reserve Fund. Plan members are paid a monthly administrative charge amount equal to \$125 and increases based on Assembly Bill 2544 equal to an amount not less than the number of years the agency has been in the PEMHCA program, multiplied by 5 percent of the current monthly employer contribution for employees, until the time that the employer contribution for annuitants equals the employer contribution paid for employees. Special rules for employees who retire after age 55 with at least 10 years of service during the 2006-07 year: retired employees receive an allotment of \$9,000 per year (\$750 per month) for ten years.

Contribution Information

The contribution requirements of plan members and the District are established and may be amended by the District, the District's bargaining units and unrepresented groups. The required contribution is based on projected pay-as-you-go financing requirements. For fiscal year 2016-2017, the District contributed \$1,027,844 to the plan, all of which was used for current premiums (approximately 9 percent of current year's annual required contribution).

Annual OPEB Cost and Net OPEB Obligation

The District's annual OPEB cost (expense) is calculated based on the annual required contribution of the employer (ARC), an amount actuarially determined in accordance with the parameters of GASB Statement No. 45. The ARC represents a level of funding that, if paid on an ongoing basis, is projected to cover normal cost each year and amortize any unfunded actuarial accrued liabilities (UAAL) over a period not to exceed thirty years. The following table shows the components of the District's annual OPEB cost for the year, the amount actually contributed to the plan, and changes in the District's net OPEB obligation to the Plan:

Annual required contribution	\$ 3,321,213
Interest on net OPEB obligation	381,432
Adjustment to annual required contribution	(449,408)
Annual OPEB cost (expense)	<u>3,253,237</u>
Contributions made	<u>(1,027,844)</u>
Increase in net OPEB obligation	2,225,393
Net OPEB obligation, beginning of year	<u>9,268,186</u>
Net OPEB obligation, end of year	<u><u>\$ 11,493,579</u></u>

MORGAN HILL UNIFIED SCHOOL DISTRICT

**NOTES TO FINANCIAL STATEMENTS
JUNE 30, 2017**

Trend Information

Trend information for annual OPEB cost, the percentage of annual OPEB cost contributed to the Plan, and the net OPEB obligation is as follows:

Year Ended June 30,	Annual OPEB Cost	Actual Contribution	Percentage Contributed	Net OPEB Obligation
2017	\$ 3,253,237	\$ 1,027,844	32%	\$ 11,493,579
2016	3,339,851	997,279	30%	9,268,186
2015	2,510,366	863,477	34%	6,925,614

Funded Status and Funding Progress

A schedule of funding progress as of the most recent actuarial valuation is as follows:

Actuarial Valuation Date	Actuarial Value of Assets (a)	Actuarial Accrued Liability (AAL) - Projected Unit Credit (b)	Unfunded AAL (UAAL) (b - a)	Funded Ratio (a / b)	Covered Payroll (c)	UAAL as a Percentage of Covered Payroll (b - a / c)
July 1, 2015	\$ -	\$ 34,077,385	\$34,077,385	0%	\$48,496,782	70.27%

Actuarial valuations of an ongoing plan involve estimates of the value of reported amounts and assumptions about the probability of occurrence of events far into the future. Examples include assumptions about future employment, investment returns, mortality, and the healthcare cost trend. Amounts determined regarding the funded status of the Plan and the annual required contributions of the employer are subject to continual revision as actual results are compared with past expectations and new estimates are made about the future. The schedule of funding progress, presented as required supplementary information following the notes to the financial statements, presents multiyear trend information about whether the actuarial value of plan assets is increasing or decreasing over time relative to the actuarial accrued liabilities for benefits.

Actuarial Methods and Assumptions

Projections of benefits for financial reporting purposes are based on the substantive plan (the plan as understood by the employer and the plan members) and include the types of benefits provided at the time of each valuation and the historical pattern of sharing of benefit costs between the employer and plan members to that point. The actuarial methods and assumptions used include techniques that are designed to reduce the effects of short-term volatility in actuarial accrued liabilities and the actuarial value of assets, consistent with the long-term perspective of the calculations.

In the July 1, 2015, actuarial valuation, the Frozen Entry Age method was used. The actuarial assumptions included a 4.5 percent investment rate of return (net of administrative expenses), based on the District's investment portfolio in the past years an inflation rate of 2.75% and health care costs increase of 4%. The UAAL is being amortized at a level dollar method. The remaining amortization period at July 1, 2015, was 23 years on a close basis. At June 30, 2017, the District's General Fund has assigned net position in the amount of \$573,845, which consisted of \$572,234 on deposit with the county treasurer and receivables in the amount of \$1,611.

MORGAN HILL UNIFIED SCHOOL DISTRICT

NOTES TO FINANCIAL STATEMENTS

JUNE 30, 2017

NOTE 12 - RISK MANAGEMENT

The District is exposed to various risks of loss related to torts; theft, damage and destruction of assets; errors and omissions; injuries to employees; life and health of employees; and natural disasters. The District purchases commercial insurance for property damage with coverage up to a maximum of \$500 million, subject to various policy sublimits generally ranging from \$1 million to \$5 million. Employee health benefits are covered by a commercial insurance policy purchased by the District. The District provides health insurance benefits to District employees electing to participate in the plan by paying a monthly premium based on the number of District employees participating in the plan.

Property and Liability

The District is exposed to various risks of loss related to torts; theft of, damage to, and destruction of assets; errors and omissions; injuries to employees and natural disasters. During fiscal year ending June 30, 2017, the District contracted with Santa Clara County Schools Insurance Group for property and liability insurance coverage. Settled claims have not exceeded this commercial coverage in any of the past three years. There has not been a significant reduction in coverage from the prior year.

Workers' Compensation

For fiscal year 2017, the District participated in the Santa Clara County Schools Insurance Group, an insurance purchasing pool. The intent of the Santa Clara County Schools Insurance Group is to achieve the benefit of a reduced premium for the District by virtue of its grouping and representation with other participants in the Santa Clara County Schools Insurance Group. The workers' compensation experience of the participating districts is calculated as one experience and a common premium rate is applied to all districts in the Santa Clara County Schools Insurance Group. Each participant pays its workers' compensation premium based on its individual rate. A participant will then either receive money from or be required to contribute to the "equity-pooling fund". This "equity pooling" arrangement insures that each participant shares equally in the overall performance of the Santa Clara County Schools Insurance Group. Participation in the Santa Clara County Schools Insurance Group is limited to districts that can meet the Santa Clara County Schools Insurance Group selection criteria.

Employee Medical Benefits

The District has contracted with the CalPERS Medical Insurance Plan to provide employee health benefits. Rates are set through an annual calculation process.

MORGAN HILL UNIFIED SCHOOL DISTRICT

NOTES TO FINANCIAL STATEMENTS

JUNE 30, 2017

NOTE 13 - EMPLOYEE RETIREMENT SYSTEMS

Qualified employees are covered under multiple-employer defined benefit pension plans maintained by agencies of the State of California. Academic employees are members of the California State Teachers' Retirement System (CalSTRS) and classified employees are members of the California Public Employees' Retirement System (CalPERS).

For the fiscal year ended June 30, 2017, the District reported net pension liabilities, deferred outflows of resources, deferred inflows of resources, and pension expense for each of the above plans as follows:

<u>Pension Plan</u>	<u>Collective Net Pension Liability</u>	<u>Collective Deferred Outflows of Resources</u>	<u>Collective Deferred Inflows of Resources</u>	<u>Collective Pension Expense</u>
CalSTRS	\$ 55,524,384	\$ 10,555,031	\$ 2,185,132	\$ 7,199,823
CalPERS	19,240,492	5,846,265	578,062	2,984,255
Total	<u>\$ 74,764,876</u>	<u>\$ 16,401,296</u>	<u>\$ 2,763,194</u>	<u>\$ 10,184,078</u>

The details of each plan are as follows:

California State Teachers' Retirement System (CalSTRS)

Plan Description

The District contributes to the State Teachers Retirement Plan (STRP) administered by the California State Teachers' Retirement System (CalSTRS). STRP is a cost-sharing multiple-employer public employee retirement system defined benefit pension plan. Benefit provisions are established by State statutes, as legislatively amended, within the State Teachers' Retirement Law.

A full description of the pension plan regarding benefit provisions, assumptions (for funding, but not accounting purposes), and membership information is listed in the June 30, 2015, annual actuarial valuation report, Defined Benefit Program Actuarial Valuation. This report and CalSTRS audited financial information are publically available reports that can be found on the CalSTRS website under Publications at: <http://www.calstrs.com/member-publications>.

Benefits Provided

The STRP provides retirement, disability and survivor benefits to beneficiaries. Benefits are based on members' final compensation, age and years of service credit. Members hired on or before December 31, 2012, with five years of credited service are eligible for the normal retirement benefit at age 60. Members hired on or after January 1, 2013, with five years of credited service are eligible for the normal retirement benefit at age 62. The normal retirement benefit is equal to 2.0 percent of final compensation for each year of credited service.

MORGAN HILL UNIFIED SCHOOL DISTRICT

NOTES TO FINANCIAL STATEMENTS

JUNE 30, 2017

The STRP is comprised of four programs: Defined Benefit Program, Defined Benefit Supplement Program, Cash Balance Benefit Program and Replacement Benefits Program. The STRP holds assets for the exclusive purpose of providing benefits to members and beneficiaries of these programs. CalSTRS also uses plan assets to defray reasonable expenses of administering the STRP. Although CalSTRS is the administrator of the STRP, the state is the sponsor of the STRP and obligor of the trust. In addition, the state is both an employer and nonemployer contributing entity to the STRP.

The District contributes exclusively to the STRP Defined Benefit Program, thus disclosures are not included for the other plans.

The STRP provisions and benefits in effect at June 30, 2017, are summarized as follows:

	STRP Defined Benefit Program	
	On or before	On or after
Hire date	December 31, 2012	January 1, 2013
Benefit formula	2% at 60	2% at 62
Benefit vesting schedule	5 years of service	5 years of service
Benefit payments	Monthly for life	Monthly for life
Retirement age	60	62
Monthly benefits as a percentage of eligible compensation	2.0% - 2.4%	2.0% - 2.4%
Required employee contribution rate	10.25%	9.205%
Required employer contribution rate	12.58%	12.58%
Required state contribution rate	8.828%	8.828%

Contributions

Required member, District and State of California contributions rates are set by the California Legislature and Governor and detailed in Teachers' Retirement Law. The contributions rates are expressed as a level percentage of payroll using the entry age normal actuarial method. In accordance with AB 1469, employer contributions into the CalSTRS will be increasing to a total of 19.1 percent of applicable member earnings phased over a seven year period. The contribution rates for each plan for the year ended June 30, 2017, are presented above and the District's total contributions were \$4,599,667.

MORGAN HILL UNIFIED SCHOOL DISTRICT

NOTES TO FINANCIAL STATEMENTS

JUNE 30, 2017

Pension Liabilities, Pension Expense, and Deferred Outflows of Resources and Deferred Inflows of Resources Related to Pensions

At June 30, 2017, the District reported a liability for its proportionate share of the net pension liability that reflected a reduction for State pension support provided to the District. The amount recognized by the District as its proportionate share of the net pension liability, the related state support and the total portion of the net pension liability that was associated with the District were as follows:

Total net pension liability, including State share:

District's proportionate share of net pension liability	\$	55,524,384
State's proportionate share of the net pension liability associated with the District		31,609,042
Total	\$	<u>87,133,426</u>

The net pension liability was measured as of June 30, 2016. The District's proportion of the net pension liability was based on a projection of the District's long-term share of contributions to the pension plan relative to the projected contributions of all participating school districts and the State, actuarially determined. The District's proportionate share for the measurement period June 30, 2016 and June 30, 2015, respectively was 0.0686 percent and 0.0700 percent, resulting in a net decrease in the proportionate share of 0.0014 percent.

For the year ended June 30, 2017, the District recognized its proportionate share pension expense of \$7,199,823. In addition, the District also recorded pension expense and revenue of \$3,055,347 for support provided by the State. At June 30, 2017, the District reported deferred outflows of resources and deferred inflows of resources related to pensions from the following sources:

	Deferred Outflows of Resources	Deferred Inflows of Resources
Pension contributions subsequent to measurement date	\$ 4,599,667	\$ -
Net change in proportionate share of net pension liability	1,541,202	(830,678)
Difference between projected and actual earnings on pension plan investments	4,414,162	-
Differences between expected and actual experience in the measurement of the total pension liability	-	(1,354,454)
Total	<u>\$ 10,555,031</u>	<u>\$ (2,185,132)</u>

MORGAN HILL UNIFIED SCHOOL DISTRICT

NOTES TO FINANCIAL STATEMENTS

JUNE 30, 2017

The deferred outflows of resources related to pensions resulting from District contributions subsequent to the measurement date will be recognized as a reduction of the net pension liability in the subsequent fiscal year. The deferred inflows of resources related to the difference between projected and actual earnings on pension plan investments will be amortized over a closed five-year period and will be recognized in pension expense as follows:

Year Ended June 30,	Deferred Inflows of Resources
2018	\$ 96,303
2019	96,303
2020	2,565,968
2021	1,655,588
Total	<u>\$ 4,414,162</u>

The deferred outflows of resources related to the net change in proportionate share of net pension liability and differences between expected and actual experience in the measurement of the total pension liability will be amortized over the Expected Average Remaining Service Life (EARSL) of all members that are provided benefits (active, inactive and retirees) as of the beginning of the measurement period. The EARSL for the measurement period is 7 years and will be recognized in pension expense as follows:

Year Ended June 30,	Deferred Inflows of Resources
2018	\$ (77,402)
2019	(77,402)
2020	(77,402)
2021	(77,402)
2022	(77,399)
Thereafter	(256,923)
Total	<u>\$ (643,930)</u>

MORGAN HILL UNIFIED SCHOOL DISTRICT

NOTES TO FINANCIAL STATEMENTS

JUNE 30, 2017

Actuarial Methods and Assumptions

Total pension liability for STRP was determined by applying update procedures to a financial reporting actuarial valuation as of June 30, 2015, and rolling forward the total pension liability to June 30, 2016. The financial reporting actuarial valuation as of June 30, 2015, used the following methods and assumptions, applied to all prior periods included in the measurement:

Valuation date	June 30, 2015
Measurement date	June 30, 2016
Experience study	July 1, 2006 through June 30, 2010
Actuarial cost method	Entry age normal
Discount rate	7.60%
Investment rate of return	7.60%
Consumer price inflation	3.00%
Wage growth	3.75%

CalSTRS uses custom mortality tables to best fit the patterns of mortality among its members. These custom tables are based on RP2000 series actuarial mortality tables adjusted to fit CalSTRS experience.

The long-term expected rate of return on pension plan investments was determined using a building-block method in which best estimate ranges of expected future real rates of return (expected returns, net of pension plan investment expense and inflation) are developed for each major asset class. The best estimate ranges were developed using capital market assumptions from CalSTRS general investment consultant. Based on the model for CalSTRS consulting actuary's investment practice, a best estimate range was determined by assuming the portfolio is re-balanced annually and that the annual returns are lognormally distributed and independent from year to year to develop expected percentiles for the long-term distribution of annualized returns. The assumed asset allocation is based on Teachers' Retirement Board of the California State Teachers' Retirement System (board) policy for target asset allocation in effect on February 2, 2012, the date the current experience study was approved by the board. Best estimates of 10-year geometric real rates of return and the assumed asset allocation for each major asset class used as input to develop the actuarial investment rate of return are summarized in the following table:

<u>Asset Class</u>	<u>Assumed Asset Allocation</u>	<u>Long-term Expected Real Rate of Return</u>
Global equity	47%	6.30%
Fixed income	12%	0.30%
Real estate	13%	5.20%
Private equity	13%	9.30%
Mitigating Strategies	9%	2.90%
Inflation sensitive	4%	3.80%
Cash/liquidity	2%	-1.00%

MORGAN HILL UNIFIED SCHOOL DISTRICT

NOTES TO FINANCIAL STATEMENTS

JUNE 30, 2017

Discount Rate

The discount rate used to measure the total pension liability was 7.60 percent. The projection of cash flows used to determine the discount rate assumed the contributions from plan members and employers will be made at statutory contribution rates. Projected inflows from investment earnings were calculated using the long-term assumed investment rate of return (7.60 percent) and assuming that contributions, benefit payments and administrative expense occurred midyear. Based on these assumptions, the STRP's fiduciary net position was projected to be available to make all projected future benefit payments to current plan members. Therefore, the long-term assumed investment rate of return was applied to all periods of projected benefit payments to determine total pension liability.

The following presents the District's proportionate share of the net pension liability calculated using the current discount rate as well as what the net pension liability would be if it were calculated using a discount rate that is one percent lower or higher than the current rate:

<u>Discount Rate</u>	<u>Net Pension Liability</u>
1% decrease (6.60%)	\$ 79,912,111
Current discount rate (7.60%)	\$ 55,524,384
1% increase (8.60%)	\$ 35,270,042

MORGAN HILL UNIFIED SCHOOL DISTRICT

NOTES TO FINANCIAL STATEMENTS

JUNE 30, 2017

California Public Employees Retirement System (CalPERS)

Plan Description

Qualified employees are eligible to participate in the School Employer Pool (SEP) and the Safety Risk Pool under the California Public Employees' Retirement System (CalPERS), a cost-sharing multiple-employer public employee retirement system defined benefit pension plan administered by CalPERS. Benefit provisions are established by State statutes, as legislatively amended, within the Public Employees' Retirement Law.

A full description of the pension plan regarding benefit provisions, assumptions (for funding, but not accounting purposes), and membership information is listed in the June 30, 2015 annual actuarial valuation reports, Schools Pool Actuarial Valuation, and the Risk Pool Actuarial Valuation Report, Safety, 2015. These reports and CalPERS audited financial information are publically available reports that can be found on the CalPERS website under Forms and Publications at: <https://www.calpers.ca.gov/page/forms-publications>.

Benefits Provided

CalPERS provides service retirement and disability benefits, annual cost of living adjustments and death benefits to plan members, who must be public employees and beneficiaries. Benefits are based on years of service credit, a benefit factor and the member's final compensation. Members hired on or before December 31, 2012, with five years of total service are eligible to retire at age 50 with statutorily reduced benefits. Members hired on or after January 1, 2013, with five years of total service are eligible to retire at age 52 with statutorily reduced benefits. All members are eligible for non-duty disability benefits after five years of service. The Basic Death Benefit is paid to any member's beneficiary if the member dies while actively employed. An employee's eligible survivor may receive the 1957 Survivor Benefit if the member dies while actively employed, is at least age 50 (or 52 for members hired on or after January 1, 2013), and has at least five years of credited service. The cost of living adjustments for each plan are applied as specified by the Public Employees' Retirement Law.

The CalPERS provisions and benefits in effect at June 30, 2017, are summarized as follows:

	School Employer Pool (CalPERS)	
	On or before December 31, 2012	On or after January 1, 2013
Hire date	December 31, 2012	January 1, 2013
Benefit formula	2% at 55	2% at 62
Benefit vesting schedule	5 years of service	5 years of service
Benefit payments	Monthly for life	Monthly for life
Retirement age	55	62
Monthly benefits as a percentage of eligible compensation	1.1% - 2.5%	1.0% - 2.5%
Required employee contribution rate	7.00%	6.00%
Required employer contribution rate	13.888%	13.888%

MORGAN HILL UNIFIED SCHOOL DISTRICT

NOTES TO FINANCIAL STATEMENTS

JUNE 30, 2017

Contributions

Section 20814(c) of the California Public Employees' Retirement Law requires that the employer contribution rates for all public employers be determined on an annual basis by the actuary and shall be effective on the July 1 following notice of a change in the rate. Total plan contributions are calculated through the CalPERS annual actuarial valuation process. The actuarially determined rate is the estimated amount necessary to finance the costs of benefits earned by employees during the year, with an additional amount to finance any unfunded accrued liability. The District is required to contribute the difference between the actuarially determined rate and the contribution rate of employees. The contributions rates are expressed as percentage of annual payroll. The contribution rates for each plan for the year ended June 30, 2017, are presented above and the total District contributions were \$1,795,108.

Pension Liabilities, Pension Expense, and Deferred Outflows of Resources and Deferred Inflows of Resources Related to Pensions

As of June 30, 2017, the District reported net pension liabilities for its proportionate share of the CalPERS net pension liability totaling \$19,240,492. The net pension liability was measured as of June 30, 2016. The District's proportion of the net pension liability was based on a projection of the District's long-term share of contributions to the pension plan relative to the projected contributions of all participating school districts, actuarially determined. The District's proportionate share for the measurement period June 30, 2016 and June 30, 2015, respectively was 0.0974 percent and 0.0960 percent, resulting in a net increase in the proportionate share of 0.0014 percent.

For the year ended June 30, 2017, the District recognized pension expense of \$2,984,255. At June 30, 2017, the District reported deferred outflows of resources and deferred inflows of resources related to pensions from the following sources:

	Deferred Outflows of Resources	Deferred Inflows of Resources
	<u> </u>	<u> </u>
Pension contributions subsequent to measurement date	\$ 1,795,108	\$ -
Net change in proportionate share of net pension liability	238,125	-
Difference between projected and actual earnings on pension plan investments	2,985,506	-
Differences between expected and actual experience in the measurement of the total pension liability	827,526	-
Changes of assumptions	-	(578,062)
Total	<u>\$ 5,846,265</u>	<u>\$ (578,062)</u>

MORGAN HILL UNIFIED SCHOOL DISTRICT

NOTES TO FINANCIAL STATEMENTS

JUNE 30, 2017

The deferred outflows of resources related to pensions resulting from District contributions subsequent to the measurement date will be recognized as a reduction of the net pension liability in the subsequent fiscal year. The deferred outflows of resources related to the difference between projected and actual earnings on pension plan investments are amortized over a closed five-year period and will be recognized in pension expense as follows:

Year Ended June 30,	Deferred Outflows of Resources
2018	\$ 418,757
2019	418,758
2020	1,368,801
2021	779,190
Total	<u>\$ 2,985,506</u>

The deferred outflows (inflows) of resources related to the net change in proportionate share of net pension liability, changes of assumptions, and differences between expected and actual experience in the measurement of the total pension liability will be amortized over the Expected Average Remaining Service Life (EARSL) of all members that are provided benefits (active, inactive, and retirees) as of the beginning of the measurement period. The EARSL for the measurement period is 3.9 years and will be recognized in pension expense as follows:

Year Ended June 30,	Deferred Outflows of Resources
2018	\$ 175,423
2019	173,308
2020	138,858
Total	<u>\$ 487,589</u>

Actuarial Methods and Assumptions

Total pension liability for the SEP was determined by applying update procedures to a financial reporting actuarial valuation as of June 30, 2015, and rolling forward the total pension liability to June 30, 2016. The financial reporting actuarial valuation as of June 30, 2015, used the following methods and assumptions, applied to all prior periods included in the measurement:

Valuation date	June 30, 2015
Measurement date	June 30, 2016
Experience study	July 1, 1997 through June 30, 2011
Actuarial cost method	Entry age normal
Discount rate	7.65%
Investment rate of return	7.65%
Consumer price inflation	2.75%
Wage growth	Varies by entry age and service

MORGAN HILL UNIFIED SCHOOL DISTRICT

NOTES TO FINANCIAL STATEMENTS

JUNE 30, 2017

Mortality assumptions are based on mortality rates resulting from the most recent CalPERS experience study adopted by the CalPERS Board. For purposes of the post-retirement mortality rates, those revised rates include five years of projected ongoing mortality improvement using Scale AA published by the Society of Actuaries.

In determining the long-term expected rate of return, CalPERS took into account both short-term and long-term market return expectations as well as the expected pension fund cash flows. Using historical returns of all the funds' asset classes, expected compound returns were calculated over the short-term (first ten years) and the long-term (11-60 years) using a building-block approach. Using the expected nominal returns for both short-term and long-term, the present value of benefits was calculated for each fund. The expected rate of return was set by calculating the single equivalent expected return that arrived at the same present value of benefits for cash flows as the one calculated using both short-term and long-term returns. The expected rate of return was then set equivalent to the single equivalent rate calculated above and rounded down to the nearest one quarter of one percent. The target asset allocation and best estimates of arithmetic real rates of return for each major asset class are summarized in the following table:

<u>Asset Class</u>	<u>Assumed Asset Allocation</u>	<u>Long-term Expected Real Rate of Return</u>
Global equity	51%	5.71%
Global debt securities	20%	2.43%
Inflation assets	6%	3.36%
Private equity	10%	6.95%
Real estate	10%	5.13%
Infrastructure and Forestland	2%	5.09%
Liquidity	1%	-1.05%

Discount Rate

The discount rate used to measure the total pension liability was 7.65 percent. The projection of cash flows used to determine the discount rate assumed the contributions from plan members and employers will be made at statutory contribution rates. Based on these assumptions, the School Employer Pool fiduciary net position was projected to be available to make all projected future benefit payments to current plan members. Therefore, the long-term assumed investment rate of return was applied to all periods of projected benefit payments to determine total pension liability.

The following presents the District's proportionate share of the net pension liability calculated using the current discount rate as well as what the net pension liability would be if it were calculated using a discount rate that is one percent lower or higher than the current rate:

<u>Discount rate</u>	<u>Net Pension Liability</u>
1% decrease (6.65%)	\$ 28,706,921
Current discount rate (7.65%)	\$ 19,240,492
1% increase (8.65%)	\$ 11,357,827

MORGAN HILL UNIFIED SCHOOL DISTRICT

NOTES TO FINANCIAL STATEMENTS

JUNE 30, 2017

Social Security

As established by Federal law, all public sector employees who are not members of their employer's existing retirement system (CalSTRS or CalPERS) must be covered by Social Security or an alternative plan. The District has elected to use Social Security.

On Behalf Payments

The State of California makes contributions to CalSTRS on behalf of the District. These payments consist of State General Fund contributions to CalSTRS in the amount of \$2,867,900 (8.828 percent of annual payroll), \$2,144,849, and \$1,691,859, for the fiscal years ending June 30, 2017, 2016 and 2015. These amounts have been allocated in General Fund, Adult Education Fund and Child Development Fund for the amounts shown in the following schedules. Under accounting principles generally accepted in the United States of America, these amounts are to be reported as revenues and expenditures. Accordingly, these amounts have been recorded in these financial statements. On behalf payments have been excluded from the calculation of available reserves and have not been included in the budget amounts reported in the General Fund Budgetary Comparison Schedule.

NOTE 14 - COMMITMENTS AND CONTINGENCIES

Grants

The District received financial assistance from Federal and State agencies in the form of grants. The disbursement of funds received under these programs generally requires compliance with terms and conditions specified in the grant agreements and are subject to audit by the grantor agencies. Any disallowed claims resulting from such audits could become a liability of the General Fund or other applicable funds. However, in the opinion of management, any such disallowed claims will not have a material adverse effect on the overall financial position of the District at June 30, 2017.

Construction Commitments

As of June 30, 2017, the District had the following commitments with respect to the unfinished capital projects:

Capital Project	Remaining Construction Commitment	Expected Date of Completion
Charter School MPR Renovation into Classrooms	307,838	Nov-17
San Martin/Gwinn Modernization	454,895	Oct-17
Paradise Valley MPR	2,624,250	Aug-18
Britton New Campus	39,834,917	Aug-20
El Toro Health Science Renovation	556,847	Jan-18
Total	<u>\$ 43,778,747</u>	

MORGAN HILL UNIFIED SCHOOL DISTRICT

NOTES TO FINANCIAL STATEMENTS

JUNE 30, 2017

NOTE 15 - PARTICIPATION IN PUBLIC ENTITY RISK POOLS

The District is a member of the Santa Clara County Schools Insurance Group public entity risk pool (the pool). The District pays an annual premium to the applicable entity for its health, workers' compensation, and property liability coverage. The relationship between the District and the pool is such that it is not component unit of the District for financial reporting purposes.

This entity has budgeting and financial reporting requirements independent of member units and their financial statements are not presented in these financial statements; however, fund transactions between the entities and the District are included in these statements. Audited financial statements are generally available from the entity.

The District has appointed one board member to the Governing Board of the Santa Clara County Schools Insurance Group.

During the year ended June 30, 2017, the District made a payment of \$891,432 for workers' compensation insurance and \$568,431 for property liability coverage to the Santa Clara County Schools Insurance Group.

NOTE 16 - TAX ABATEMENTS

As of June 30, 2017, the County of Santa Clara provides a tax abatement program through California Land Conservation Act of 1965, commonly referred to as the Williamson Act.

The Williamson Act affects taxing entity's share of the 1% ad valorem tax (property tax). The Williamson Act enables the County to enter into agreement with private landowners for restricting specific parcels of land to agricultural or related open space use for a ten year period. In return, landowners receive property tax assessments which are much lower than normal because they are based upon farming and open space uses as opposed to full market value.

As a result of the Williamson Act, Morgan Hill School District's property tax revenues were reduced by \$66,165 for the year ended June 30, 2017.

REQUIRED SUPPLEMENTARY INFORMATION

MORGAN HILL UNIFIED SCHOOL DISTRICT

**GENERAL FUND
BUDGETARY COMPARISON SCHEDULE
FOR THE YEAR ENDED JUNE 30, 2017**

	Original	Final	Actual¹	Variances - Positive (Negative) Final to Actual
REVENUES				
Local control funding formula	\$ 68,468,694	\$ 68,354,526	\$ 68,584,076	\$ 229,550
Federal sources	3,715,287	3,885,189	3,785,233	(99,956)
Other state sources	5,512,100	6,261,796	5,777,427	(484,369)
Other local sources	6,339,053	7,296,248	7,774,476	478,228
Total Revenues	84,035,134	85,797,759	85,921,212	123,453
EXPENDITURES				
Current				
Certificated salaries	35,849,814	36,158,381	37,732,969	(1,574,588)
Classified salaries	12,402,421	12,559,023	13,056,973	(497,950)
Employee benefits	14,707,545	14,520,785	14,312,975	207,810
Books and supplies	3,114,529	8,101,590	4,375,574	3,726,016
Services and operating expenditures	10,733,089	12,276,340	9,726,516	2,549,824
Other outgo	3,742,913	3,634,786	3,535,843	98,943
Capital outlay	1,146,619	3,128,978	1,660,791	1,468,187
Total Expenditures	81,696,930	90,379,883	84,401,641	5,978,242
Excess of Revenues Over Expenditures	2,338,204	(4,582,124)	1,519,571	6,101,695
Other Financing Sources (Uses):				
Transfers in	76,068	76,068	64,907	(11,161)
Transfers out	(736,000)	(736,000)	(1,236,768)	(500,768)
Net Financing Uses	(659,932)	(659,932)	(1,171,861)	(511,929)
NET CHANGE				
IN FUND BALANCES	1,678,272	(5,242,056)	347,710	5,589,766
Fund Balance - Beginning	29,265,338	29,265,338	29,265,338	-
Fund Balance - Ending	\$ 30,943,610	\$ 24,023,282	29,613,048	\$ 5,589,766
Special Reserve Fund				
Other than Capital Outlay			2,614,340	
Retiree Benefits			573,845	
Fund Balance - Ending, GAAP			\$ 32,801,233	

¹ On behalf payments of \$2,867,900 are excluded from the actual column of state sources and employee benefits expenditures.

See accompanying note to required supplementary information.

MORGAN HILL UNIFIED SCHOOL DISTRICT

**SCHEDULE OF OTHER POSTEMPLOYMENT BENEFITS (OPEB) FUNDING
PROGRESS
FOR THE YEAR ENDED JUNE 30, 2017**

Actuarial Valuation Date	Actuarial Value of Assets (a)	Actuarial Accrued Liability (AAL) - Projected Unit Credit (b)	Unfunded AAL (UAAL) (b - a)	Funded Ratio (a / b)	Covered Payroll (c)	UAAL as a Percentage of Covered Payroll ((b - a) / c)
July 1, 2015	\$ -	\$ 34,077,385	\$34,077,385	0%	\$48,496,782	70.27%
July 1, 2013	-	20,977,123	20,977,123	0%	41,678,437	50.33%
July 1, 2011	-	22,666,617	22,666,617	0%	40,673,421	55.73%

See accompanying note to required supplementary information.

MORGAN HILL UNIFIED SCHOOL DISTRICT

SCHEDULE OF THE DISTRICT'S PROPORTIONATE SHARE OF THE NET PENSION LIABILITY FOR THE YEAR ENDED JUNE 30, 2017

MEASUREMENT DATE, JUNE 30,	<u>2016</u>	<u>2015</u>	<u>2014</u>
CalSTRS			
District's proportion of the net pension liability	<u>0.0686%</u>	<u>0.0700%</u>	<u>0.0670%</u>
District's proportionate share of the net pension liability	<u>\$ 55,524,384</u>	<u>\$ 47,100,020</u>	<u>\$ 39,151,313</u>
State's proportionate share of the net pension liability associated with the District	<u>31,609,042</u>	<u>24,910,718</u>	<u>23,641,253</u>
Total	<u><u>\$ 87,133,426</u></u>	<u><u>\$ 72,010,738</u></u>	<u><u>\$ 62,792,566</u></u>
District's covered payroll	<u>\$ 34,366,785</u>	<u>\$ 29,917,624</u>	<u>\$ 30,099,374</u>
District's proportionate share of the net pension liability as a percentage of its covered payroll	<u>161.56%</u>	<u>157.43%</u>	<u>130.07%</u>
Plan fiduciary net position as a percentage of the total pension liability	<u>70%</u>	<u>74%</u>	<u>77%</u>
CalPERS			
District's proportion of the net pension liability	<u>0.0974%</u>	<u>0.0960%</u>	<u>0.0935%</u>
District's proportionate share of the net pension liability	<u>\$ 19,240,492</u>	<u>\$ 14,155,717</u>	<u>\$ 10,616,563</u>
District's covered payroll	<u>\$ 11,687,917</u>	<u>\$ 10,633,088</u>	<u>\$ 9,812,471</u>
District's proportionate share of the net pension liability (asset) as a percentage of its covered payroll	<u>164.62%</u>	<u>133.13%</u>	<u>108.19%</u>
Plan fiduciary net position as a percentage of the total pension liability	<u>74%</u>	<u>79%</u>	<u>83%</u>

Note: In the future, as data become available, ten years of information will be presented.

See accompanying note to required supplementary information.

MORGAN HILL UNIFIED SCHOOL DISTRICT

**SCHEDULE OF DISTRICT PENSION CONTRIBUTIONS
FOR THE YEAR ENDED JUNE 30, 2017**

FISCAL YEAR END, JUNE 30,	<u>2017</u>	<u>2016</u>	<u>2015</u>
CalSTRS			
Contractually required contribution	\$ 4,599,667	\$ 3,688,822	\$ 2,909,037
Contributions in relation to the contractually required contribution	<u>4,599,667</u>	<u>3,688,822</u>	<u>2,909,037</u>
Contribution deficiency (excess)	<u>\$ -</u>	<u>\$ -</u>	<u>\$ -</u>
District's covered payroll	<u>\$ 36,639,182</u>	<u>\$ 34,366,785</u>	<u>\$ 29,917,624</u>
Contributions as a percentage of covered payroll	<u>12.55%</u>	<u>10.73%</u>	<u>9.72%</u>
CalPERS			
Contractually required contribution	\$ 1,795,108	\$ 1,384,676	\$ 1,216,638
Contributions in relation to the contractually required contribution	<u>1,795,108</u>	<u>1,384,676</u>	<u>1,216,638</u>
Contribution deficiency (excess)	<u>\$ -</u>	<u>\$ -</u>	<u>\$ -</u>
District's covered payroll	<u>\$ 12,933,837</u>	<u>\$ 11,687,917</u>	<u>\$ 10,633,088</u>
Contributions as a percentage of covered payroll	<u>13.88%</u>	<u>11.85%</u>	<u>11.44%</u>

Note : In the future, as data become available, ten years of information will be presented.

See accompanying note to required supplementary information.

MORGAN HILL UNIFIED SCHOOL DISTRICT

NOTE TO REQUIRED SUPPLEMENTARY INFORMATION JUNE 30, 2017

NOTE 1 - PURPOSE OF SCHEDULES

Budgetary Comparison Schedule

This schedule presents information for the original and final budgets and actual results of operations, as well as the variances from the final budget to actual results of operations.

Schedule of Other Postemployment Benefits (OPEB) Funding Progress

This schedule is intended to show trends about the funding progress of the District's actuarially determined liability for postemployment benefits other than pensions.

Schedule of the District's Proportionate Share of the Net Pension Liability

This schedule presents information on the District's proportionate share of the net pension liability (NPL), the plans' fiduciary net position and, when applicable, the State's proportionate share of the NPL associated with the District. In the future, as data becomes available, ten years of information will be presented.

Changes in Benefit Terms – There were no changes in benefit terms since the previous valuations for both CalSTRS and CalPERS.

Changes in Assumptions – There were no changes in economic assumptions for the CalSTRS plans from the previous valuations. CalPERS discount rate was changed from 7.50% to 7.65% from the previous valuations.

Schedule of District Pension Contributions

This schedule presents information on the District's required contribution, the amounts actually contributed, and any excess or deficiency related to the required contribution. In the future, as data becomes available, ten years of information will be presented.

SUPPLEMENTARY INFORMATION

MORGAN HILL UNIFIED SCHOOL DISTRICT

**SCHEDULE OF EXPENDITURES OF FEDERAL AWARDS
FOR THE YEAR ENDED JUNE 30, 2017**

Federal Grantor/Pass-Through Grantor/Program or Cluster Title	Federal CFDA Number	Pass-Through Entity Identifying Number	Federal Expenditures
U.S. DEPARTMENT OF EDUCATION			
Passed through California Department of Education (CDE):			
No Child Left Behind:			
Title I - Basic Grants Low Income and Neglected	84.010	14981	\$ 962,154
Title I - Migrant Ed Even Start Program	84.010	14955	<u>53,852</u>
Total Title I Grants to Local Educational			\$ 1,016,006
Title I - Migrant Education	84.011	14326	429,517
Title I - Migrant Education Summer Program	84.011	10005	<u>62,014</u>
Total Migrant education - State Grant Program			491,531
Title II - Improving Teacher Quality	84.367	14341	209,586
Title III - Limited English Proficient	84.365	14346	173,563
Title III - Immigrant Education Program	84.365	15146	<u>13,750</u>
Total English Language Acquisition			187,313
Rehabilitation Services - Vocational Rehabilitation	84.126	10006	159,773
Individuals with Disabilities Act (IDEA):			
Basic Local Assistance Entitlement	84.027	13379	1,320,808
IDEA, Part B, Section 611, Private Schools	84.027	10115	1,474
IDEA, Preschool Grants, Part B, Section 611	84.027A	13682	105,039
IDEA, Preschool Grants, Part B, Section 619	84.173	13430	38,251
IDEA, Mental Health Allocation Plan	84.027A	14468	101,149
IDEA, Preschool Staff Development	84.173A	13431	<u>382</u>
Total Special Education Cluster			1,567,103
Vocational and Applied Technology	84.048	14894	52,867
Adult Education Act:			
Adult Basic Education	84.002A	14508	35,524
Adult Secondary Education	84.002	13978	102,333
English Literacy and Civics Education	84.002A	14109	<u>5,322</u>
Total Adult Education-Basic Grants			143,179
Total U.S. Department of Education			<u>3,827,358</u>

See accompanying note to supplementary information.

MORGAN HILL UNIFIED SCHOOL DISTRICT

**SCHEDULE OF EXPENDITURES OF FEDERAL AWARDS (Continued)
FOR THE YEAR ENDED JUNE 30, 2017**

Federal Grantor/Pass-Through Grantor/Program or Cluster Title	Federal CFDA Number	Pass-Through Entity Identifying Number	Federal Expenditures
U.S. DEPARTMENT OF AGRICULTURE			
Passed through CDE:			
Child Nutrition Act:			
National School Lunch Program	10.555	13391	992,369
Especially Needy Breakfast	10.553	13526	468,772
Meal Supplement	10.556	13568	24,574
Commodity Supplemental Food Program ¹	10.555	13524	<u>125,450</u>
Total Child Nutrition Cluster			1,611,165
Child and Adult Care Food Program	10.558	N/A	<u>113,931</u>
Total U.S. Department of Agriculture			<u><u>1,725,096</u></u>
U.S. DEPARTMENT OF HEALTH AND HUMAN SERVICES			
Passed through CDE:			
Child Development Act:			
Medical Assistance Program	93.778	10013	<u>101,054</u>
Total U.S. Department of Human Services			<u>101,054</u>
Total Expenditures of Federal Awards			<u><u>\$ 5,653,508</u></u>

¹ Not recorded in the financial statements.

See accompanying note to supplementary information.

MORGAN HILL UNIFIED SCHOOL DISTRICT

LOCAL EDUCATION AGENCY ORGANIZATION STRUCTURE JUNE 30, 2017

ORGANIZATION

The Morgan Hill Unified School District was established in 1966 and consists of an area comprising approximately 300 square miles. The District operates eight elementary schools, two middle schools, two high schools, one continuation, and one adult education school.

<u>MEMBER</u>	<u>OFFICE</u>	<u>TERM EXPIRES</u>
Donna Ruebusch	President	2018
Tom Arnett	Vice President	2020
Gino Borgioli	Member	2018
David Gerard	Member	2018
Teresa Murillo	Member	2020
Mary Patterson	Member	2020
Ron Woolf	Member	2018

ADMINISTRATION

Steve Betando	Superintendent
Kirsten Perez	Assistant Superintendent of Business Services
Sharon Fawn Myers	Assistant Superintendent of Human Resources
Dr. Ramon Zavala	Assistant Superintendent of Educational Services

See accompanying note to supplementary information.

MORGAN HILL UNIFIED SCHOOL DISTRICT

**SCHEDULE OF AVERAGE DAILY ATTENDANCE
FOR THE YEAR ENDED JUNE 30, 2017**

	Final Report	
	Second Period Report	Annual Report
Regular ADA		
Transitional kindergarten through third	2,341.17	2,340.82
Fourth through sixth	1,912.47	1,905.39
Seventh and eighth	1,171.45	1,167.23
Ninth through twelfth	2,594.50	2,579.09
Total Regular ADA	<u>8,019.59</u>	<u>7,992.53</u>
Extended Year Special Education		
Transitional kindergarten through third	3.02	3.02
Fourth through sixth	2.71	2.71
Seventh and eighth	1.42	1.42
Ninth through twelfth	1.86	1.86
Total Extended Year Special Education	<u>9.01</u>	<u>9.01</u>
Special Education, Nonpublic, Nonsectarian Schools		
Transitional kindergarten through third	0.95	0.89
Fourth through sixth	3.45	3.48
Seventh and eighth	1.07	0.98
Ninth through twelfth	5.98	6.68
Total Special Education, Nonpublic, Nonsectarian Schools	<u>11.45</u>	<u>12.03</u>
Extended Year Special Education - Non public, Nonsectarian Schools		
Transitional kindergarten through third	0.22	0.22
Fourth through sixth	0.32	0.32
Seventh and eighth	0.16	0.16
Ninth through twelfth	0.83	0.83
Total Extended Year School	<u>1.53</u>	<u>1.53</u>
Total ADA	<u>8,041.58</u>	<u>8,015.10</u>

See accompanying note to supplementary information.

MORGAN HILL UNIFIED SCHOOL DISTRICT

**SCHEDULE OF INSTRUCTIONAL TIME
FOR THE YEAR ENDED JUNE 30, 2017**

Grade Level	1986-87	2016-17	Number of Days		Status
	Minutes Requirement	Actual Minutes	Traditional Calendar	Multitrack Calendar	
Kindergarten	36,000	55,050	180	N/A	Complied
Grades 1 - 3					
Grade 1	50,400	50,850	180	N/A	Complied
Grade 2	50,400	50,850	180	N/A	Complied
Grade 3	50,400	50,850	180	N/A	Complied
Grades 4 - 6					
Grade 4	54,000	54,180	180	N/A	Complied
Grade 5	54,000	54,180	180	N/A	Complied
Grade 6	54,000	54,584	180	N/A	Complied
Grades 7 - 8					
Grade 7	54,000	55,730	180	N/A	Complied
Grade 8	54,000	55,730	180	N/A	Complied
Grades 9 - 12					
Grade 9	64,800	64,861	180	N/A	Complied
Grade 10	64,800	64,861	180	N/A	Complied
Grade 11	64,800	64,861	180	N/A	Complied
Grade 12	64,800	64,861	180	N/A	Complied

See accompanying note to supplementary information.

MORGAN HILL UNIFIED SCHOOL DISTRICT

**RECONCILIATION OF ANNUAL FINANCIAL AND BUDGET REPORT WITH
AUDITED FINANCIAL STATEMENTS
FOR THE YEAR ENDED JUNE 30, 2017**

Summarized below are the fund balance reconciliations between the Unaudited Actual Financial Report and the audited Financial Statements.

	General	Special Reserve Other	Special Reserve Retiree Benefits
FUND BALANCE			
Balance, June 30, 2017, Unaudited Actuals	\$ 29,613,048	\$ 2,614,340	\$ 573,845
As a result of the implementation of GASB Statement No. 54, Fund 17 and Fund 20 are combined into the financial statement.	3,188,185	(2,614,340)	(573,845)
Balance, June 30, 2017, Audited Financial Statement	\$ 32,801,233	\$ -	\$ -

See accompanying note to supplementary information.

MORGAN HILL UNIFIED SCHOOL DISTRICT

**SCHEDULE OF FINANCIAL TRENDS AND ANALYSIS
FOR THE YEAR ENDED JUNE 30, 2017**

	(Budget)			
	2018 ¹	2017	2016	2015
GENERAL FUND ³				
Revenues	\$ 86,233,070	\$ 88,789,112	\$ 87,197,257	\$ 75,813,966
Transfers in	61,200	64,907	82,681	84,135
Total Revenues and Transfers In	86,294,270	88,854,019	87,279,938	75,898,101
Expenditures	89,022,922	87,269,541	80,395,301	74,346,053
Transfers out	1,693,278	1,236,768	736,000	1,826,072
Total Expenditures and Transfers Out	90,716,200	88,506,309	81,131,301	76,172,125
INCREASE (DECREASE) IN FUND BALANCE	\$ (4,421,930)	\$ 347,710	\$ 6,148,637	\$ (274,024)
ENDING FUND BALANCE	\$ 25,191,118	\$ 29,613,048	\$ 29,265,338	\$ 23,116,701
AVAILABLE RESERVES ²	\$ 14,200,986	\$ 18,501,650	\$ 18,184,738	\$ 16,248,266
AVAILABLE RESERVES AS A PERCENTAGE OF TOTAL OUTGO	15.65%	20.90%	22.41%	21.33%
LONG-TERM OBLIGATIONS	\$ 173,244,907	\$ 182,695,867	\$ 181,094,141	\$ 175,010,717
K-12 AVERAGE DAILY ATTENDANCE AT P-2	8,050	8,042	8,049	8,119

The General Fund balance has increased by \$6,496,347 over the past two years. The fiscal year 2017-2018 budget projects an decrease of \$4,421,930 (15 percent) in General Fund balance. For a district this size, the State recommends available reserves of at least three percent of total General Fund expenditures, transfers out, and other uses (total outgo).

The District has incurred an operating surplus in the current fiscal year, but anticipates incurring an operating deficit during the 2017-2018 fiscal year. Total long-term obligations have increased by \$7,685,150 over the past two years.

Average daily attendance has decreased by 77 over the past two years. The ADA is expected to increase by 8 ADA during fiscal year 2017-2018.

¹ Budget 2018 is included for analytical purposes only and has not been subjected to audit.

² Available reserves consist of all unassigned fund balances including all amounts reserved for economic uncertainties contained with the General Fund, Special Reserve Non-Capital Fund and the Retiree Benefit Special Reserve Fund.

³ General Fund amounts do not include activity related to the consolidation of the Special Reserve Non-Capital Fund and the Retiree Benefit Special Reserve Fund required by GASB Statement No. 54.

See accompanying note to supplementary information.

MORGAN HILL UNIFIED SCHOOL DISTRICT

**SCHEDULE OF CHARTER SCHOOLS
FOR THE YEAR ENDED JUNE 30, 2017**

<u>Name of Charter School</u>	<u>Included in Audit Report</u>
The Charter School of Morgan Hill	No

See accompanying note to supplementary information.

This page left blank intentionally.

MORGAN HILL UNIFIED SCHOOL DISTRICT

**NON-MAJOR GOVERNMENTAL FUNDS
COMBINING BALANCE SHEET
JUNE 30, 2017**

	Adult Education Fund	Child Development Fund	Cafeteria Fund
ASSETS			
Deposits and investments	\$ 476,537	\$ 8,094	\$ 453,583
Receivables	177,282	36,376	56,063
Due from other funds	25,534	-	-
Prepaid expenses	-	-	425
Total Assets	\$ 679,353	\$ 44,470	\$ 510,071
LIABILITIES AND FUND BALANCES			
Liabilities:			
Accounts payable	\$ 14,774	\$ 33,734	\$ 5,827
Due to other funds	31,043	10,736	123,269
Total Liabilities	45,817	44,470	129,096
Fund Balances:			
Nonspendable	5,000	-	1,000
Restricted	354,015	-	379,975
Committed	274,521	-	-
Total Fund Balances	633,536	-	380,975
Total Liabilities and Fund Balances	\$ 679,353	\$ 44,470	\$ 510,071

See accompanying note to supplementary information.

Deferred Maintenance Fund	Capital Projects Fund	Total Non-Major Governmental Funds
\$ 806,136	\$ 733,884	\$ 2,478,234
2,284	1,456	273,461
300,000	-	325,534
-	-	425
<u>\$ 1,108,420</u>	<u>\$ 735,340</u>	<u>\$ 3,077,654</u>

\$ 515,596	\$ -	\$ 569,931
-	-	165,048
<u>515,596</u>	<u>-</u>	<u>734,979</u>

-	-	6,000
-	735,340	1,469,330
592,824	-	867,345
<u>592,824</u>	<u>735,340</u>	<u>2,342,675</u>

<u>\$ 1,108,420</u>	<u>\$ 735,340</u>	<u>\$ 3,077,654</u>
---------------------	-------------------	---------------------

MORGAN HILL UNIFIED SCHOOL DISTRICT

**NON-MAJOR GOVERNMENTAL FUNDS
COMBINING STATEMENT OF REVENUES, EXPENDITURES,
AND CHANGES IN FUND BALANCES
FOR THE YEAR ENDED JUNE 30, 2017**

	Adult Education Fund	Child Development Fund	Cafeteria Fund
REVENUES			
Federal sources	\$ 143,179	\$ -	\$ 1,599,646
Other state sources	778,343	178,948	118,654
Other local sources	22,428	330	524,438
Total Revenues	943,950	179,278	2,242,738
EXPENDITURES			
Current			
Instruction	355,855	168,542	-
Instruction-related activities:			
School site administration	288,499	-	-
Pupil services:			
Food services	-	-	2,585,784
General administration:			
All other general administration	31,044	10,736	123,086
Plant services	7,330	-	-
Facility acquisition and construction	-	-	-
Total Expenditures	682,728	179,278	2,708,870
Excess (Deficiency) of Revenues Over Expenditures	261,222	-	(466,132)
Other Financing Uses:			
Transfers in	30,534	-	-
Net Financing Uses	30,534	-	-
NET CHANGE IN FUND BALANCES	291,756	-	(466,132)
Fund Balance - Beginning	341,780	-	847,107
Fund Balance - Ending	\$ 633,536	\$ -	\$ 380,975

See accompanying note to supplementary information.

Deferred Maintenance Fund	Capital Projects Fund	Total Non-Major Governmental Funds
\$ -	\$ -	\$ 1,742,825
-	-	1,075,945
8,548	540,147	1,095,891
<u>8,548</u>	<u>540,147</u>	<u>3,914,661</u>
-	-	524,397
-	-	288,499
-	-	2,585,784
-	-	164,866
36,326	2,053	45,709
797,311	1,186,530	1,983,841
<u>833,637</u>	<u>1,188,583</u>	<u>5,593,096</u>
<u>(825,089)</u>	<u>(648,436)</u>	<u>(1,678,435)</u>
450,264	-	480,798
<u>450,264</u>	<u>-</u>	<u>480,798</u>
(374,825)	(648,436)	(1,197,637)
967,649	1,383,776	3,540,312
<u>\$ 592,824</u>	<u>\$ 735,340</u>	<u>\$ 2,342,675</u>

MORGAN HILL UNIFIED SCHOOL DISTRICT

NOTE TO SUPPLEMENTARY INFORMATION JUNE 30, 2017

Schedule of Expenditures of Federal Awards

The accompanying schedule of expenditures of Federal awards includes the Federal grant activity of the District and is presented on the modified accrual basis of accounting. The information in this schedule is presented in accordance with the requirements of the Title 2 U.S. *Code of Federal Regulations* Part 200, *Uniform Administrative Requirements, Cost Principles, and Audit Requirements for Federal Awards* (Uniform Guidance). Therefore, some amounts presented in this schedule may differ from amounts presented in, or used in the preparation of, the financial statements. The District has not elected to use the ten percent de minimis cost rate as covered in Section 200.414 Indirect (F&A) costs of the Uniform Guidance.

Description	CFDA Number	Amount
Total Federal Revenues Statement of Revenues, Expenditures and Changes in Fund Balances:		\$ 6,222,096
Build America Bonds interest subsidy is excluded from the provisions of Uniform Guidance, therefore, is not presented by the District on the Schedule of Expenditures of Federal Awards.	Not applicable	(694,038)
Commodity Supplemental Food Program	10.555	125,450
Total Schedule of Expenditures of Federal Awards		<u>\$ 5,653,508</u>

Local Education Agency Organization Structure

This schedule provides information about the District's boundaries and schools operated, members of the governing board, and members of the administration.

Schedule of Average Daily Attendance (ADA)

Average daily attendance (ADA) is a measurement of the number of pupils attending classes of the District. The purpose of attendance accounting from a fiscal standpoint is to provide the basis on which apportionments of State funds are made to school districts. This schedule provides information regarding the attendance of students at various grade levels and in different programs.

Schedule of Instructional Time

The District has received incentive funding for increasing instructional time as provided by the Incentives for Longer Instructional Day. The District neither met nor exceeded its target funding. This schedule presents information on the amount of instructional time offered by the District and whether the District complied with the provisions of *Education Code* Sections 46200 through 46206.

Districts must maintain their instructional minutes at the 1986-87 requirement, as required by *Education Code* Section 46201.

Reconciliation of Annual Financial and Budget Report with Audited Financial Statements

This schedule provides the information necessary to reconcile the fund balance of all funds reported on the Unaudited Actual Financial Report, to the audited financial statements.

MORGAN HILL UNIFIED SCHOOL DISTRICT

NOTE TO SUPPLEMENTARY INFORMATION JUNE 30, 2017

Schedule of Financial Trends and Analysis

This schedule discloses the District's financial trends by displaying past years' data along with current year budget information. These financial trend disclosures are used to evaluate the District's ability to continue as a going concern for a reasonable period of time.

Schedule of Charter Schools

This schedule lists all Charter Schools chartered by the Morgan Hill Unified School District, and displays information for each Charter School on whether or not the Charter School is included in the Morgan Hill Unified School District audit.

Non-Major Governmental Funds - Balance Sheet and Statement of Revenues, Expenditures and Changes in Fund Balances

The Non-Major Governmental Funds Combining Balance Sheet and Combining Statement of Revenues, Expenditures and Changes in Fund Balances is included to provide information regarding the individual funds that have been included in the Non-Major Governmental Funds column on the Governmental Funds Balance Sheet and Statement of Revenues, Expenditures, and Changes in Fund Balances.

INDEPENDENT AUDITOR'S REPORTS



**INDEPENDENT AUDITOR'S REPORT ON INTERNAL CONTROL OVER
FINANCIAL REPORTING AND ON COMPLIANCE AND OTHER MATTERS
BASED ON AN AUDIT OF FINANCIAL STATEMENTS PERFORMED IN
ACCORDANCE WITH *GOVERNMENT AUDITING STANDARDS***

Governing Board
Morgan Hill Unified School District
Morgan Hill, California

We have audited, in accordance with the auditing standards generally accepted in the United States of America and the standards applicable to financial audits contained in *Government Auditing Standards* issued by the Comptroller General of the United States, the financial statements of the governmental activities, each major fund, and the aggregate remaining fund information of Morgan Hill Unified School District (District) as of and for the year ended June 30, 2017, and the related notes to the financial statements, which collectively comprise Morgan Hill Unified School District's basic financial statements, and have issued our report thereon dated December 1, 2017.

Internal Control Over Financial Reporting

In planning and performing our audit of the financial statements, we considered Morgan Hill Unified School District's internal control over financial reporting (internal control) to determine the audit procedures that are appropriate in the circumstances for the purpose of expressing our opinions on the financial statements, but not for the purpose of expressing an opinion on the effectiveness of Morgan Hill Unified School District's internal control. Accordingly, we do not express an opinion on the effectiveness of Morgan Hill Unified School District's internal control.

A deficiency in internal control exists when the design or operation of a control does not allow management or employees, in the normal course of performing their assigned functions, to prevent, or detect and correct, misstatements on a timely basis. *A material weakness* is a deficiency, or a combination of deficiencies, in internal control, such that there is a reasonable possibility that a material misstatement of the District's financial statements will not be prevented, or detected and corrected on a timely basis. *A significant deficiency* is a deficiency, or a combination of deficiencies, in internal control that is less severe than a material weakness, yet important enough to merit attention by those charged with governance.

Our consideration of internal control was for the limited purpose described in the first paragraph of this section and was not designed to identify all deficiencies in internal control that might be material weaknesses or significant deficiencies. Given these limitations, during our audit we did not identify any deficiencies in internal control that we consider to be material weaknesses. However, material weaknesses may exist that have not been identified.

Compliance and Other Matters

As part of obtaining reasonable assurance about whether Morgan Hill Unified School District's financial statements are free from material misstatement, we performed tests of its compliance with certain provisions of laws, regulations, contracts, and grant agreements, noncompliance with which could have a direct and material effect on the determination of financial statement amounts. However, providing an opinion on compliance with those provisions was not an objective of our audit, and accordingly, we do not express such an opinion. The results of our tests disclosed no instances of noncompliance or other matters that are required to be reported under *Government Auditing Standards*.

Purpose of This Report

The purpose of this report is solely to describe the scope of our testing of internal control and compliance and the results of that testing, and not to provide an opinion on the effectiveness of the District's internal control or on compliance. This report is an integral part of an audit performed in accordance with *Government Auditing Standards* in considering the District's internal control and compliance. Accordingly, this communication is not suitable for any other purpose.


Palo Alto, California
December 1, 2017



**INDEPENDENT AUDITOR'S REPORT ON COMPLIANCE FOR
EACH MAJOR PROGRAM AND ON INTERNAL CONTROL
OVER COMPLIANCE REQUIRED BY THE UNIFORM GUIDANCE**

Governing Board
Morgan Hill Unified School District
Morgan Hill, California

Report on Compliance for Each Major Federal Program

We have audited Morgan Hill Unified School District's compliance with the types of compliance requirements described in the *OMB Compliance Supplement* that could have a direct and material effect on each of Morgan Hill Unified School District's (the District) major Federal programs for the year ended June 30, 2017. Morgan Hill Unified School District's major Federal programs are identified in the summary of auditor's results section of the accompanying schedule of findings and questioned costs.

Management's Responsibility

Management is responsible for compliance with the federal statutes, regulations, and the terms and conditions of its Federal awards applicable to its Federal programs.

Auditor's Responsibility

Our responsibility is to express an opinion on compliance for each of Morgan Hill Unified School District's major Federal programs based on our audit of the types of compliance requirements referred to above. We conducted our audit of compliance in accordance with auditing standards generally accepted in the United States of America; the standards applicable to financial audits contained in *Government Auditing Standards*, issued by the Comptroller General of the United States; and the audit requirements of Title 2 U.S. *Code of Federal Regulations* Part 200, *Uniform Administrative Requirements, Cost Principles, and Audit Requirements for Federal Awards* (Uniform Guidance). Those standards and the Uniform Guidance require that we plan and perform the audit to obtain reasonable assurance about whether noncompliance with the types of compliance requirements referred to above that could have a direct and material effect on a major Federal program occurred. An audit includes examining, on a test basis, evidence about Morgan Hill Unified School District's compliance with those requirements and performing such other procedures as we considered necessary in the circumstances.

We believe that our audit provides a reasonable basis for our opinion on compliance for each major Federal program. However, our audit does not provide a legal determination of Morgan Hill Unified School District's compliance.

Opinion on Each Major Federal Program

In our opinion, Morgan Hill Unified School District complied, in all material respects, with the types of compliance requirements referred to above that could have a direct and material effect on each of its major Federal programs for the year ended June 30, 2017.

Report on Internal Control Over Compliance

Management of Morgan Hill Unified School District is responsible for establishing and maintaining effective internal control over compliance with the types of compliance requirements referred to above. In planning and performing our audit of compliance, we considered Morgan Hill Unified School District's internal control over compliance with the types of requirements that could have a direct and material effect on each major Federal program to determine the auditing procedures that are appropriate in the circumstances for the purpose of expressing an opinion on compliance for each major Federal program and to test and report on internal control over compliance in accordance with the Uniform Guidance, but not for the purpose of expressing an opinion on the effectiveness of internal control over compliance. Accordingly, we do not express an opinion on the effectiveness of Morgan Hill Unified School District's internal control over compliance.

A deficiency in internal control over compliance exists when the design or operation of a control over compliance does not allow management or employees, in the normal course of performing their assigned functions, to prevent, or detect and correct, noncompliance with a type of compliance requirement of a Federal program on a timely basis. *A material weakness in internal control over compliance* is a deficiency, or a combination of deficiencies, in internal control over compliance, such that there is a reasonable possibility that material noncompliance with a type of compliance requirement of a Federal program will not be prevented, or detected and corrected, on a timely basis. *A significant deficiency in internal control over compliance* is a deficiency, or a combination of deficiencies, in internal control over compliance with a type of compliance requirement of a Federal program that is less severe than a material weakness in internal control over compliance, yet important enough to merit attention by those charged with governance.

Our consideration of internal control over compliance was for the limited purpose described in the first paragraph of this section and was not designed to identify all deficiencies in internal control over compliance that might be material weaknesses or significant deficiencies. We did not identify any deficiencies in internal control over compliance that we consider to be material weaknesses. However, material weaknesses may exist that have not been identified.

The purpose of this report on internal control over compliance is solely to describe the scope of our testing of internal control over compliance and the results of that testing based on the requirements of the Uniform Guidance. Accordingly, this report is not suitable for any other purpose.


Palo Alto, California
December 1, 2017



INDEPENDENT AUDITOR'S REPORT ON STATE COMPLIANCE

Governing Board
Morgan Hill Unified School District
Morgan Hill, California

Report on State Compliance

We have audited Morgan Hill Unified School District's compliance with the types of compliance requirements as identified in the *2016-2017 Guide for Annual Audits of K-12 Local Education Agencies and State Compliance Reporting* that could have a direct and material effect on each of the Morgan Hill Unified School District's State government programs as noted below for the year ended June 30, 2017.

Management's Responsibility

Management is responsible for compliance with the requirements of State laws, regulations, and the terms and conditions of its State awards applicable to its State programs.

Auditor's Responsibility

Our responsibility is to express an opinion on compliance of each of the Morgan Hill Unified School District's State programs based on our audit of the types of compliance requirements referred to above. We conducted our audit in accordance with auditing standards generally accepted in the United States of America; the standards applicable to financial audits contained in *Government Auditing Standards*, issued by the Comptroller General of the United States; and the *2016-2017 Guide for Annual Audits of K-12 Local Education Agencies and State Compliance Reporting*. These standards require that we plan and perform the audit to obtain reasonable assurance about whether noncompliance with the compliance requirements referred to above that could have a material effect on the applicable government programs noted below. An audit includes examining, on a test basis, evidence about Morgan Hill Unified School District's compliance with those requirements and performing such other procedures as we considered necessary in the circumstances. We believe that our audit provides a reasonable basis for our opinions. Our audit does not provide a legal determination of Morgan Hill Unified School District's compliance with those requirements.


Unmodified Opinion

In our opinion, Morgan Hill Unified School District complied, in all material respects, with the compliance requirements referred to above that are applicable to the government programs noted below that were audited for the year ended June 30, 2017.

In connection with the audit referred to above, we selected and tested transactions and records to determine the Morgan Hill Unified School District's compliance with the State laws and regulations applicable to the following items:

	<u>Procedures Performed</u>
LOCAL EDUCATION AGENCIES OTHER THAN CHARTER SCHOOLS	
Attendance	Yes
Teacher Certification and Misassignments	Yes
Kindergarten Continuance	Yes
Independent Study	Yes
Continuation Education	Yes
Instructional Time	Yes
Instructional Materials	Yes
Ratios of Administrative Employees to Teachers	Yes
Classroom Teacher Salaries	Yes
Early Retirement Incentive	No, See Below
Gann Limit Calculation	Yes
School Accountability Report Card	Yes
Juvenile Court Schools	No, See Below
Middle or Early College High Schools	No, See Below
K-3 Grade Span Adjustment	Yes
Transportation Maintenance of Effort	No, See Below
Mental Health Expenditures	Yes
SCHOOL DISTRICTS, COUNTY OFFICES OF EDUCATION, AND CHARTER SCHOOLS	
Educator Effectiveness	Yes
California Clean Energy Jobs Act	Yes
After School Education and Safety Program:	
General Requirements	Yes
After School	Yes
Before School	No, See Below
Proper Expenditure of Education Protection Account Funds	Yes
Unduplicated Local Control Funding Formula Pupil Counts	Yes
Local Control Accountability Plan	Yes
Independent Study - Course Based	No, See Below
Immunizations	Yes
CHARTER SCHOOLS	
Attendance	No, See Below
Mode of Instruction	No, See Below
Non Classroom-Based Instruction/Independent Study for Charter Schools	No, See Below
Determination of Funding for Non Classroom-Based Instruction	No, See Below
Annual Instruction Minutes Classroom-Based	No, See Below
Charter School Facility Grant Program	No, See Below

The District did not offer an Early Retirement Incentives, Juvenile Court Schools, Middle or Early College High Schools, Transportation, Before School Education and Safety Programs, Independent Study-Course Based, and Charter Schools. Therefore, we did not perform any procedures related to these programs.


Palo Alto, California
December 1, 2017

SCHEDULE OF FINDINGS AND QUESTIONED COSTS

MORGAN HILL UNIFIED SCHOOL DISTRICT

**SUMMARY OF AUDITOR’S RESULTS
FOR THE YEAR ENDED JUNE 30, 2017**

FINANCIAL STATEMENTS

Type of auditor's report issued:	<u>Unmodified</u>
Internal control over financial reporting:	
Material weaknesses identified?	<u>No</u>
Significant deficiencies identified?	<u>None reported</u>
Noncompliance material to financial statements noted?	<u>No</u>

FEDERAL AWARDS

Internal control over major programs:	
Material weaknesses identified?	<u>No</u>
Significant deficiencies identified?	<u>None reported</u>
Type of auditor's report issued on compliance for major programs:	
Any audit findings disclosed that are required to be reported in accordance with Section 200.516(a) of the Uniform Guidance?	<u>No</u>
Identification of major programs:	<u>Unmodified</u>

<u>CFDA Number(s)</u>	<u>Name of Federal Program or Cluster</u>
10.553, 10.555, 10.556 & 10.558	Child Nutrition Cluster

Dollar threshold used to distinguish between Type A and Type B programs:	<u>\$ 750,000</u>
Auditee qualified as low-risk auditee?	<u>Yes</u>

STATE AWARDS

Type of auditor's report issued on compliance for all programs:
Unmodified for all programs

MORGAN HILL UNIFIED SCHOOL DISTRICT

**FINANCIAL STATEMENT FINDINGS
FOR THE YEAR ENDED JUNE 30, 2017**

None reported.

MORGAN HILL UNIFIED SCHOOL DISTRICT

**FEDERAL AWARDS FINDINGS AND QUESTIONED COSTS
FOR THE YEAR ENDED JUNE 30, 2017**

None reported.

MORGAN HILL UNIFIED SCHOOL DISTRICT

**STATE AWARDS FINDINGS AND QUESTIONED COSTS
FOR THE YEAR ENDED JUNE 30, 2017**

None reported.

MORGAN HILL UNIFIED SCHOOL DISTRICT

**SUMMARY SCHEDULE OF PRIOR AUDIT FINDINGS
FOR THE YEAR ENDED JUNE 30, 2017**

There were no audit findings reported in the prior year's schedule of financial statement findings.