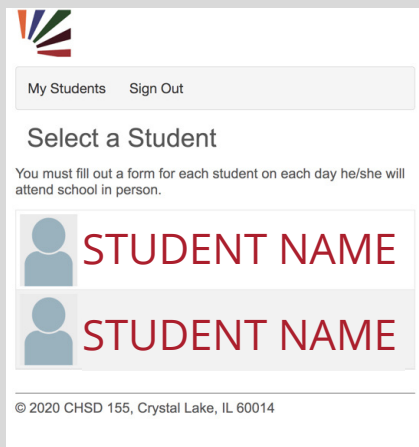


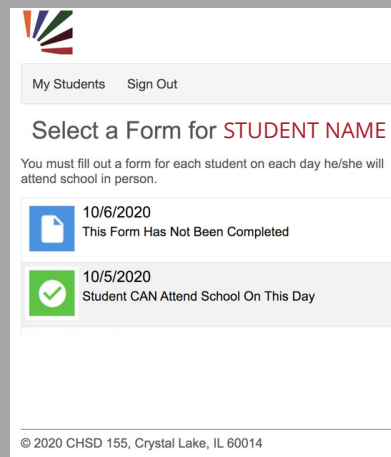
Instructions to Complete the Symptom Self Certification Form

1



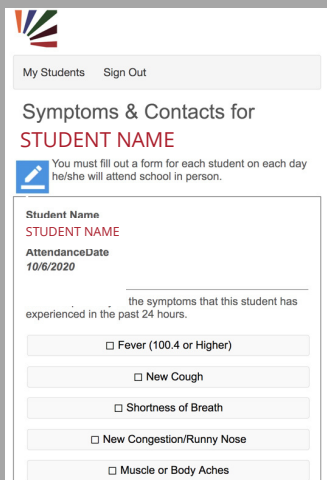
Select a student to complete the form.

2



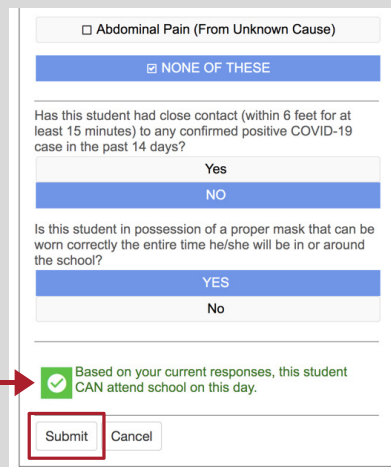
Select the form for the current school day.

3



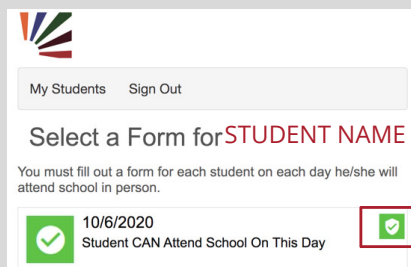
Complete the symptom and contact questions.

4




Submit the form. Parents will see a green check mark if the student can attend in-person.

5



Click the green check mark to access the student ePass. Send a screenshot to your student(s).

6



Students will receive an email to a secure link daily to show their ePass before they board the bus and/or when they enter the building.