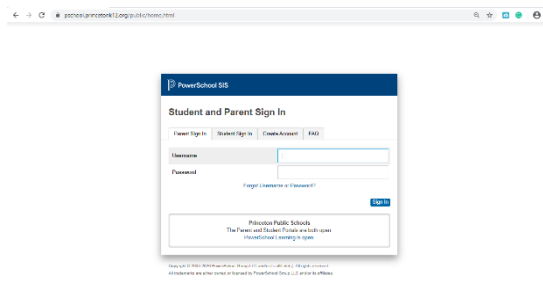


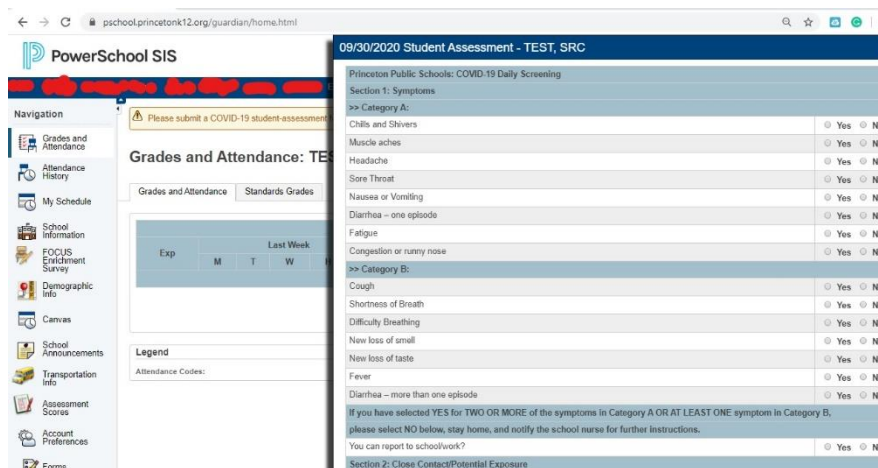
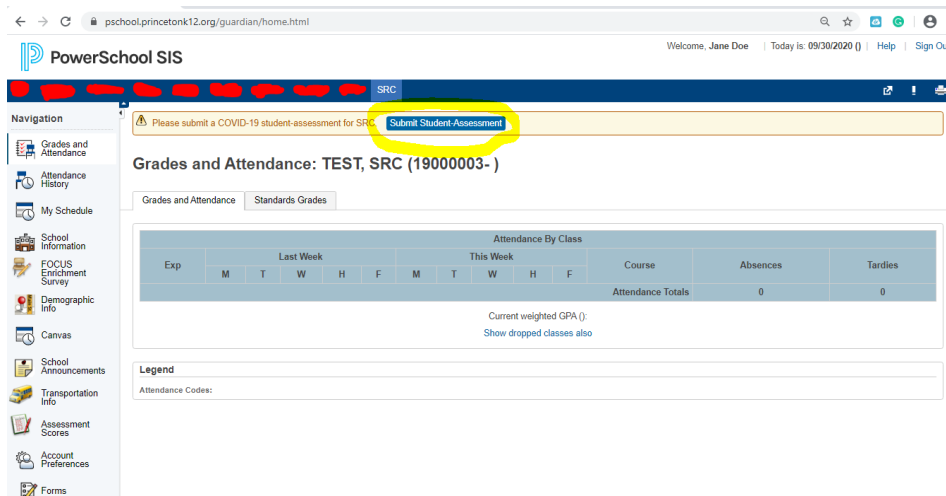
AUTOEVALUACIÓN DIARIA DE COVID-19 - ESTUDIANTES

*** Se DEBE emitir un formulario de autoevaluación diariamente, antes de que cualquier estudiante ingrese a su edificio designado. ***

1. Inicie sesión en PowerSchool <https://pschool.princetonk12.org/public/home.html>



2. Después de iniciar sesión, haga clic en “Emitir autoevaluación” en la página de inicio del portal para padres de PowerSchool. Aparecerá un formulario con la fecha y el nombre del estudiante en el encabezado. (Capturas de pantalla a continuación)



AUTOEVALUACIÓN DIARIA DE COVID-19 - ESTUDIANTES

3. Por favor lea todas las preguntas y seleccione Sí o No.
4. Asegúrese de responder TODAS las preguntas requeridas. Si omite una pregunta y hace clic en "Emitir", se le mostrarán las preguntas que aún requieren una respuesta.

The screenshot shows the PowerSchool SIS interface with a COVID-19 student assessment form open. The form is titled "Category B:" and includes the following questions and options:

- Cough: Yes No (Required)
- Shortness of Breath: Yes No
- Difficulty Breathing: Yes No
- New loss of smell: Yes No (Required)
- New loss of taste: Yes No (Required)
- Fever: Yes No
- Diarrhea – more than one episode: Yes No

Instructions: "If you have selected YES for TWO OR MORE of the symptoms in Category A OR AT LEAST ONE symptom in Category B, please select NO below, stay home, and notify the school nurse for further instructions."

Section 2: Close Contact/Potential Exposure

- You have had close contact (within 6 feet of an infected person for at least 10 minutes) with a person with confirmed COVID-19: Yes No (Required)
- Someone in your household is diagnosed with COVID-19: Yes No (Required)
- You have traveled to an area of high community transmission: Yes No (Required)

Buttons: Cancel, Submit

5. Después de emitir el formulario de autoevaluación, la barra en su PowerSchool se volverá verde y dirá **Ha emitido la autoevaluación de hoy.**

The screenshot shows the PowerSchool SIS dashboard with a confirmation message: "A Student-assessment has been submitted today for TEST, SRC." The message is highlighted with a red circle. The dashboard also displays the following information:

- Navigation menu: Grades and Attendance, Attendance History, My Schedule, School Information, FOCUS Enrichment Survey, Demographic Info, Canvas, School Announcements, Transportation Info, Assessment Scores, Account Preferences, Forms.
- Grades and Attendance: TEST, SRC (19000003-)
- Attendance By Class table:

Exp	Last Week					This Week					Course	Absences	Tardies
	M	T	W	H	F	M	T	W	H	F			
												0	0
Attendance Totals												0	0

Current weighted GPA ():
Show dropped classes also

Legend
Attendance Codes:

*****DEBE emitir diariamente un formulario de autoevaluación, antes de que cualquier estudiante ingrese a su edificio designado.*****