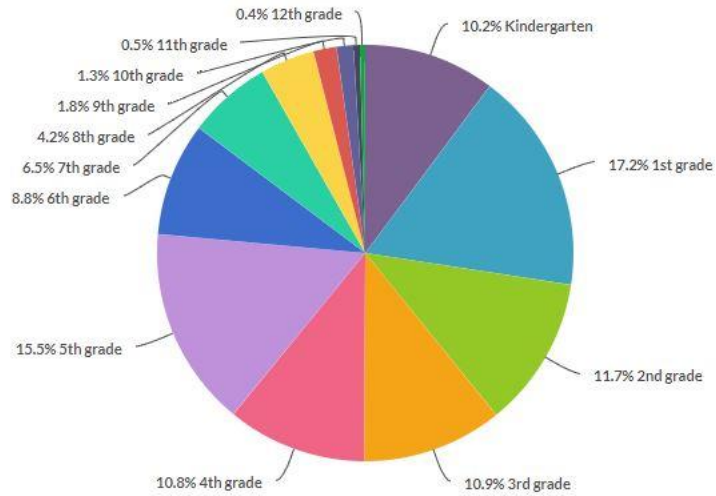


Spring 2020 HiCap Parent Survey Results

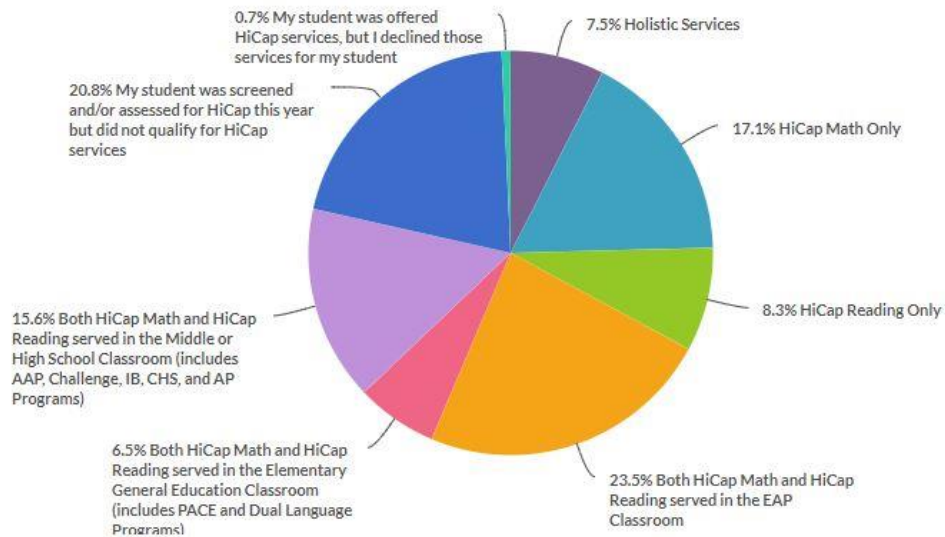
Response Counts



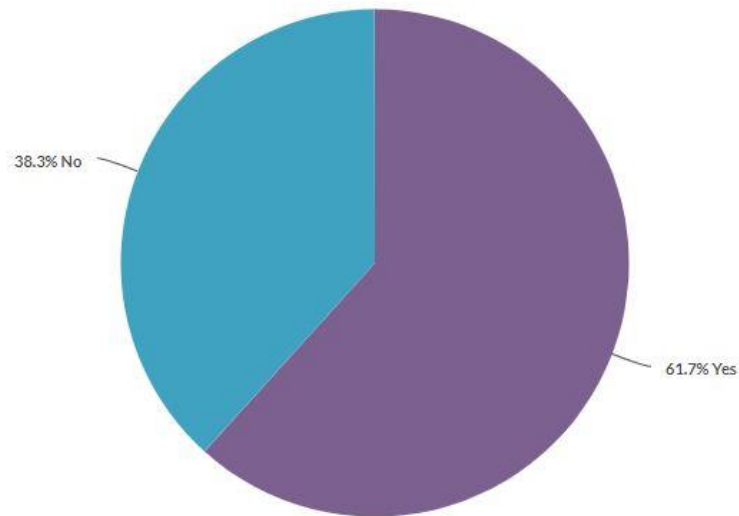
1. What grade level is your student this year?



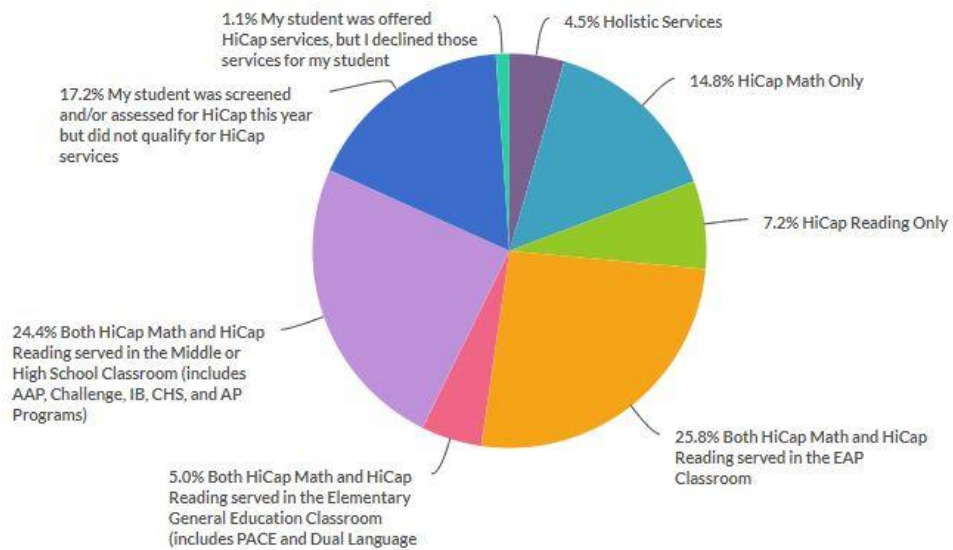
2. 2019-2020: What HiCap services was your student designated to receive during the 2019-2020 school year?



3. Did your student participate in the screening and assessment process in winter 2019-2020? (all students in K, 1 and 5 participated unless they opted out)



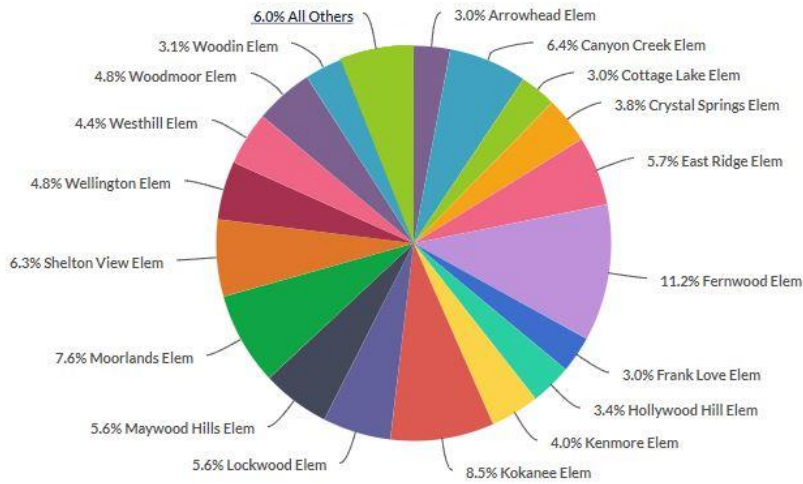
4. 2020-2021: Which HiCap designation will your student have for the 2020-2021 school year?



5. Which school did your student attend during the 2019-2020 school year?

School	Responses
Bear Creek Elem	5.0%
Canyon Creek Elem	3.6%
Fernwood Elem	7.4%
Frank Love Elem	3.2%
Kokanee Elem	4.3%
Lockwood Elem	7.6%
Maywood Hills Elem	3.1%
Moorlands Elem	6.9%
Shelton View Elem	4.8%
Wellington Elem	5.4%
Woodmoor Elem	5.0%
Canyon Park Middle	3.4%
Leota Middle	3.9%
Timbercrest Middle	4.8%
Arrowhead Elem	2.1%
Cottage Lake Elem	1.8%
Crystal Springs Elem	2.6%
East Ridge Elem	2.3%
Hollywood Hill Elem	1.8%
Kenmore Elem	2.3%
Sunrise Elem	2.8%
Westhill Elem	2.0%
Woodin Elem	2.2%
Kenmore Middle	2.3%
Northshore Middle	2.2%
Skyview Middle	2.4%
Bothell High School	0.6%
Inglemoor High School	1.8%
North Creek High School	0.6%
Woodinville High School	1.0%
Northshore Family Partnership	0.5%

6. What is your neighborhood elementary school? (The elementary school you would attend if you were not in any special programs.)



7. Please select your level of agreement with the following statements regarding the Screening and Assessment process:

	Strongly Agree	Agree	No Opinion	Disagree	Strongly Disagree	Responses
The online referral process for grades 2, 3, 4, 6, and 7 was easy to understand Count Row %	52 8.8%	190 32.3%	249 42.3%	73 12.4%	25 4.2%	589
The data review process for grades 8, 9, 10 and 11 was easy to understand Count Row %	17 3.0%	59 10.4%	460 80.7%	25 4.4%	9 1.6%	570
I was satisfied with my school's communication about screening and assessment Count Row %	81 13.5%	240 39.9%	60 10.0%	148 24.6%	73 12.1%	602
There were ample make-up opportunities provided for testing Count Row %	33 5.6%	98 16.6%	363 61.3%	53 9.0%	45 7.6%	592
The letter I received with my student's test scores was easy to understand Count Row %	101 16.7%	292 48.3%	40 6.6%	124 20.5%	47 7.8%	604
Overall I thought the screening and assessment process was fair Count Row %	73 12.2%	254 42.3%	117 19.5%	103 17.2%	53 8.8%	600

9. Please select your level of agreement with the following statements regarding delivery of Highly Capable services this year BEFORE school shifted to online delivery:

	Strongly Agree	Agree	No Opinion	Disagree	Strongly Disagree	Not Applicable	Responses
My student received challenging and appropriate HiCap Math INSTRUCTION Count Row %	175 25.6%	227 33.2%	70 10.2%	109 16.0%	65 9.5%	37 5.4%	683
My student received challenging and appropriate HiCap Math HOMEWORK Count Row %	143 21.0%	213 31.2%	68 10.0%	126 18.5%	75 11.0%	57 8.4%	682
Overall I am satisfied with the HiCap Math my student has received Count Row %	170 25.0%	222 32.6%	63 9.3%	115 16.9%	71 10.4%	40 5.9%	681
My student received challenging and appropriate HiCap ELA (English Language Arts) INSTRUCTION Count Row %	127 21.3%	215 36.1%	72 12.1%	101 17.0%	42 7.1%	38 6.4%	595
My student received challenging and appropriate HiCap ELA (English Language Arts) HOMEWORK Count Row %	103 17.3%	196 32.9%	80 13.4%	112 18.8%	52 8.7%	52 8.7%	595
Overall I am satisfied with the HiCap ELA (English Language Arts) my student received Count Row %	119 20.0%	213 35.7%	76 12.8%	106 17.8%	46 7.7%	36 6.0%	596
Overall I am satisfied with the HiCap services my student has received Count Row %	148 19.5%	260 34.3%	72 9.5%	151 19.9%	86 11.3%	41 5.4%	758

10. Please select your level of agreement with the following statements regarding delivery of Highly Capable services this year AFTER school shifted to online delivery:

	Strongly Agree	Agree	No Opinion	Disagree	Strongly Disagree	Not Applicable	Responses
My student received challenging and appropriate HiCap Math INSTRUCTION Count Row %	79 11.7%	203 29.9%	61 9.0%	163 24.0%	125 18.4%	47 6.9%	678
My student received challenging and appropriate HiCap Math HOMEWORK Count Row %	76 11.2%	194 28.6%	72 10.6%	156 23.0%	123 18.1%	57 8.4%	678
Overall I am satisfied with the HiCap Math my student has received Count Row %	73 10.8%	201 29.6%	74 10.9%	165 24.3%	122 18.0%	44 6.5%	679
My student received challenging and appropriate HiCap ELA (English Language Arts) INSTRUCTION Count Row %	61 10.3%	172 29.0%	80 13.5%	153 25.8%	88 14.8%	39 6.6%	593
My student received challenging and appropriate HiCap ELA (English Language Arts) HOMEWORK Count Row %	63 10.6%	167 28.2%	87 14.7%	139 23.4%	87 14.7%	50 8.4%	593
Overall I am satisfied with the HiCap ELA (English Language Arts) my student received Count Row %	61 10.3%	175 29.6%	94 15.9%	141 23.9%	82 13.9%	38 6.4%	591
Overall I am satisfied with the HiCap services my student has received Count Row %	72 9.5%	203 26.9%	101 13.4%	197 26.1%	138 18.3%	44 5.8%	755

14. Please select your level of agreement with the following statements regarding the change to Regional EAP sites:

	Strongly Agree	Agree	No Opinion	Disagree	Strongly Disagree	Not applicable	Responses
I am satisfied with the reasoning behind the change to Regional EAP sites Count Row %	59 20.1%	94 32.0%	83 28.2%	28 9.5%	16 5.4%	14 4.8%	294
I am satisfied with the communication informing me which EAP site my student will attend Count Row %	64 21.9%	124 42.5%	50 17.1%	28 9.6%	11 3.8%	15 5.1%	292
Overall I am satisfied with the placement of the Regional EAP sites. Count Row %	66 22.5%	87 29.7%	63 21.5%	39 13.3%	26 8.9%	12 4.1%	293