

National Louis University

Writing your personal and professional success story





<https://nationallouis.secure.force.com/Events/?eventId=7013u000000a8bT>

WHO WE ARE

A TRADITION OF BEING NON-TRADITIONAL

- Founded in 1886, educating leaders for 130 years
- Offering various degree programs at the bachelor's, master's and doctoral levels
- Serve 9,000 students annually





THE NLU UNDERGRADUATE EXPERIENCE

WHAT SETS US APART

Professionally Focused

Consistent and Dependable

Experienced Coaching

Broad Access, Great Value

BACHELOR DEGREE MAJORS

BA Applied Communications
BA Criminal Justice
BA Human Services
BA Psychology

BA Early Childhood Education
BA Early Childhood Practice (Non-Licensure Program)
BA Elementary Education
** New! BA ECE/and Elementary Ed**

BA Business Administration
BS Computer Science and Information Systems
BA Hospitality Management



Kendall College at NLU offers other majors (ex. Culinary) at different tuition rates

PROFESSIONALLY FOCUSED

CAREER PREPARATION STARTING FRESHMAN YEAR

- Career Development Coursework
- Braven Accelerator Career Course
- Dedicated Career Advisor
- Job Fairs
- Networking Opportunities
- Internships Built into Curriculum



EXPLORE

PREPARE

PRACTICE

LAUNCH



STUDENT SCHEDULE

A FULL-TIME, DAYTIME OPTION

Sample Student Schedule

MONDAY

**FLEXIBLE TIME FOR
YOUR PRIORITIES**

Time with coach

Tutoring

Online course
work

Part-time work or
internship

TUESDAY



ON CAMPUS

9:00 - 12:00
English 1

12:00 – 1:00
Lunch Break

1:00 – 4:00
Psychology

WEDNESDAY

**FLEXIBLE TIME FOR
YOUR PRIORITIES**

Internship

Study Tables

Student Clubs

Homework

THURSDAY



ON CAMPUS

9:00 - 12:00
Science

12:00 – 1:00
Lunch Break

1:00 – 4:00
English Lab or
Career
Development

FRIDAY

**FLEXIBLE TIME FOR
YOUR PRIORITIES**

Workout

Study

Time with Friends

Homework
Online course
work

Students spend on average 20 hours on homework outside of class

EXPERIENCED COACHING

Students are partnered with a Student Success Coach who will guide and encourage them through their time in college



SMALL CLASS SIZES

Class sizes of 30-35 students means each student receives one-on-one support from professors

SUPPORTED TO SUCCEED

TUTORING

You can take advantage of free tutoring in a variety of subjects to help you do your best in every class



WRAPAROUND SUPPORTS

Emergency Fund
Food Pantry
Free mental health counseling
Discounted internet access

THE COACHING MODEL



Academic support to get students to graduation!



Quarterly 1:1's and regular check-ins.



Build up leadership and career skills through opportunities.



Referrals to resources for additional support.



Community building events and activities.



STUDENT LIFE AT NLU

ALPHFA- Association of Latino
Professionals for America
Basketball Club
Black Student Union
Book Club
Educator's Rising
International Club
Lady Eagles Volleyball
NLU Pride
NLU Entrepreneur Club
Science Club
Sigma Gamma Rho
Student Engagement Club
Student Veterans Association



STUDENT EVENTS

Art Expo
Art Institute Trips
Discounted Sports Games
Welcome Week
Winter Formal



BROAD ACCESS: NLU vs. OTHER SCHOOLS

School	Yearly Cost*	4 Year Cost
Community College / CLC, Oakton, Harper (Associates Degree)	\$9,000-\$11,000	\$26,060 (2-year Cost)
Northern Illinois University	\$14,299	\$57,196
UIC	\$17,370	\$69,480
Roosevelt University	\$30,876	\$123,504
DePaul University	\$40,551	\$162,204
National Louis University	\$10,260	\$41,040

*Tuition Cost does not include all fees or housing



TUITION & FEES

MOST AFFORDABLE BACHELOR DEGREE IN ILLINOIS

TUITION

\$10,260/YEAR



FEES

STUDENT FEE: \$250/TERM

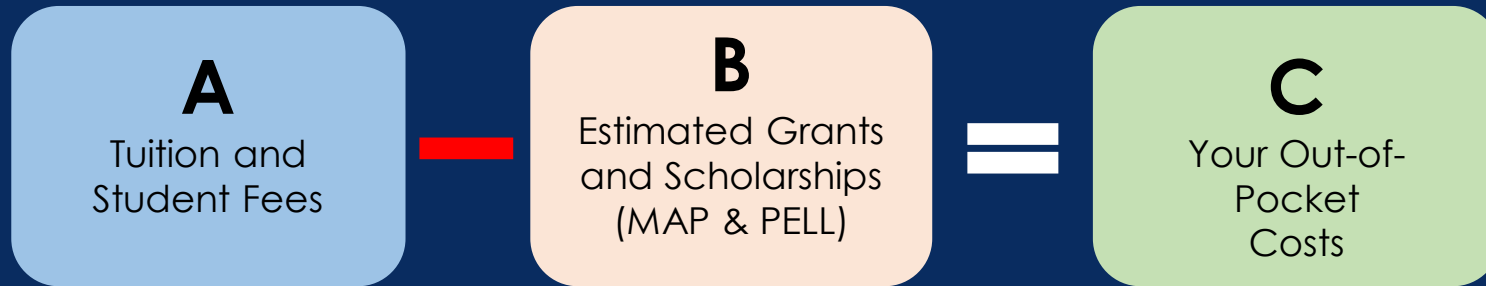
LAPTOP: \$60/TERM (OPTIONAL)

**TOTAL
COST**

\$11,190/YEAR
(WITH LAPTOP)

\$11,010/YEAR
(WITHOUT LAPTOP)

Financing College



Tuition + Fees	\$11,190
Estimated Grants and Scholarships	\$11,535
Estimated Federal Pell Grant	\$6,195
Estimated Federal MAP Grant	\$5,340
Your Out of Pocket Costs	\$0

NLU Accepts Outside Scholarships

College Greenlight

Fast Web

DREAM.US Scholarship

Community Organization

Scholarships

*Based on NLU's 2019-2020 Tuition and Fees



DREAMERS
WELCOME

EAGLE DREAM SCHOLARSHIP NLU INSTITUTIONAL AID

A scholarship distributed to 10 students who are undocumented

Value: \$5,190/year

Renewable for four years

Opens January of each year

THE DREAM.US PARTNER

NLU partners with the DREAM.US to offer scholarships to DACA or TPS eligible students

Recipients earn full tuition to NLU and cost of laptop is covered



ADMISSIONS REQUIREMENTS

APPLICATION

Complete a FREE application online or via paper

ADMISSIONS

An unweighted GPA of 2.0 is required for admission.

Students must submit preliminary transcripts for early admission and final transcripts for full admission



NATIONAL
LOUIS
UNIVERSITY



NATIONAL
LOUIS
UNIVERSITY

1886



Application Checklist

- ☐ Apply online or via paper
- ☐ Submit Transcripts
- ☐ Complete the FAFSA
- ☐ Check Email Regularly
- ☐ Attend on-campus information session and financial aid seminar

Sample Welcome Email- Application

Thank you for spending time with me to learn more about National Louis University today, I am glad we had a chance to connect!

I hope you learned something new about NLU that helps you see yourself as a future student.

If you have not already filled out an application to National Louis University, you can get started on our free application here: <http://nl.edu/apphub>

Our application takes less than 20 minutes to complete and you can follow along with this step-by-step walkthrough: www.nl.edu/apphelp


If you have any questions as you are working on your application, just let me know. I look forward to working with you on your college journey.

NLU Application Hub- STEP 1

<http://nl.edu/apphub>

jeld=Registration&nl=1

OWA NLU Directory YouTube Maps salesforce login - G... Introducing the Pro... Confirmed: ON-CA... Lightn

 NATIONAL LOUIS UNIVERSITY
1888

Create Applicant Hub Account

* = Required Field

Type of Application *

Degree Level *

Program of Interest *

Credit Hours Earned *

Preferred Schedule *

First Name *

Last Name *

Email *

Mobile Phone *

Password Requirements: * Be a minimum of eight characters in length and include a mix of letters and numbers (0-9)


Password *

Password Confirm *

<<GO BACK CREATE ACCOUNT

TYPE OF APPLICATION- STEP 2

NLU Student Life NLU Home NLU Portal OWA NLU Directory YouTube Maps salesforce login - G... Introducing the Pro... Confirmed: ON-CA... Lightning Experience Contact | Nationa



☐ My Profile
☐ Academic History - High School
☐ Test Scores
☐ Parent/Guardian Information

TYPE OF APPLICATION

Questions marked with a red vertical bar (!) are required.

Type of Application

Degree Level of Interest

ENROLLMENT QUESTIONS

Taskbar: File Explorer, Adobe Reader, Chrome, Outlook, Slack, Teams, PowerPoint

ENROLLMENT QUESTIONS: STEP 3

ENROLLMENT QUESTIONS

Credit Hours Earned

Indicate how many college level credit hours you have earned, including Advanced Placement (AP), CLEP or DANTES credit, dual credit courses and college credit earned at a community college or university.

Preferred Schedule

Program of Interest2

Preferred Campus2

Intended Start Term

Do You Plan To Apply For Financial Aid

PERSONAL DATA

First Name

Middle Name

Last Name

Maiden Name

Former Last Names

Suffix

DEMOGRAPHIC INFO: STEP 4

DEMOGRAPHIC INFORMATION

Citizenship Status

United States Citizen

Social Security Number

Please enter your 9 digit Social Security Number in the following format 999999999
.....

Are you Hispanic/Latino?

No

What is your ethnicity?

☐ American Indian or Alaska Native

☐ Asian

☐ Black or African American

☐ Native Hawaiian or Other Pacific Islander

☒ White

☐ Chose Not to Respond

Marital Status

--None--

Are you currently serving or have you served in the Armed Services?

--None--

Are you the dependent or spouse of a veteran or active service member?

--None--

MAILING ADDRESS

Mailing Address

562 Braemar Lane

Mailing Address (continued...)

Mailing Address (continued....)

Mailing Country

MAILING ADDRESS: STEP 5

ry YouTube Maps salesforce login - G... Introducing the Pro... Confirmed: ON-CA... Lightning Experience Contact | Nation

MAILING ADDRESS

Mailing Address	562 Braemar Lane
Mailing Address (continued...)	
Mailing Address (continued....)	
Mailing Country	United States
Mailing City	Wheeling
Mailing State	IL
Mailing Zip Code	60005

PERMANENT ADDRESS

Is your permanent address the same as your mailing address? ☒

Permanent Address Line 1	562 Braemar Lane
Permanent Address Line 2	
Permanent Address Line 3	
Permanent Country	United States
Permanent City	Wheeling



CONTACT INFO: STEP 6

Permanent Address Line 2	<input type="text"/>
Permanent Address Line 3	<input type="text"/>
Permanent Country	<input type="text" value="United States"/>
Permanent City	<input type="text" value="Wheeling"/>
Permanent State	<input type="text" value="IL"/>
Permanent Zip Code	<input type="text" value="60005"/>

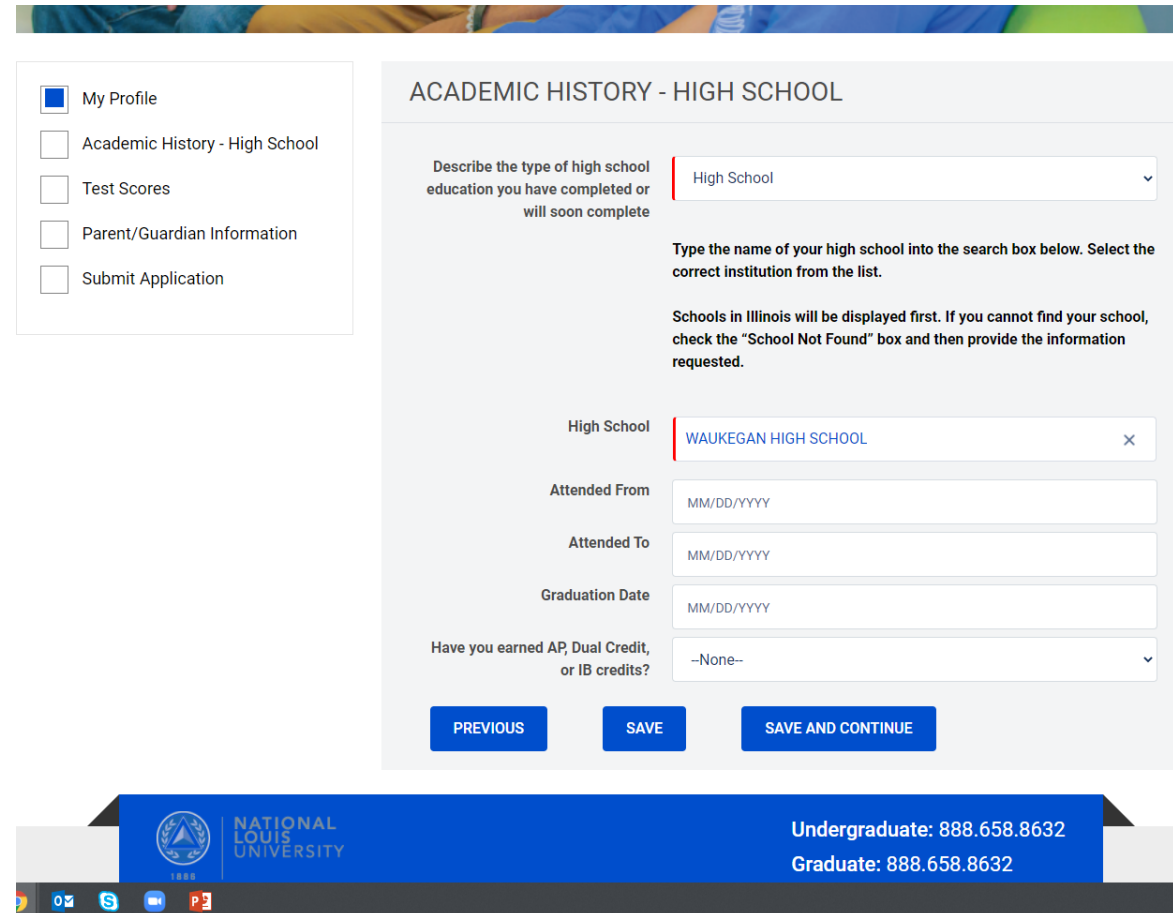
CONTACT INFORMATION

Email	<input type="text" value="beaupre562@hotmail.com"/>
Alternate Email	<input type="text" value="laura5@hotmail.com"/>
<small>US phone numbers should be in this format: (555) 555-5555 International phone numbers must include a plus sign (+) followed by a country code</small>	
Home Phone	<input type="text" value="8473123727"/>
Mobile Phone	<input type="text" value="8473123727"/>
Work Phone	<input type="text" value="(555) 555-5555"/>

*Please review this page before saving. Once saved, changes can only be made by contacting your Enrollment Specialist.

SAVE AND CONTINUE

ACADEMIC HISTORY: STEP 7



The screenshot shows a web form titled "ACADEMIC HISTORY - HIGH SCHOOL". On the left is a sidebar with five options: "My Profile" (selected with a blue square), "Academic History - High School", "Test Scores", "Parent/Guardian Information", and "Submit Application". The main form area has a header "ACADEMIC HISTORY - HIGH SCHOOL" and a sub-header "Describe the type of high school education you have completed or will soon complete". Below this is a dropdown menu set to "High School". A text instruction follows: "Type the name of your high school into the search box below. Select the correct institution from the list." Below this is another instruction: "Schools in Illinois will be displayed first. If you cannot find your school, check the 'School Not Found' box and then provide the information requested." The form then has several input fields: "High School" (with "WAUKEGAN HIGH SCHOOL" entered and a clear 'x' button), "Attended From" (placeholder "MM/DD/YYYY"), "Attended To" (placeholder "MM/DD/YYYY"), and "Graduation Date" (placeholder "MM/DD/YYYY"). At the bottom of the form is a dropdown for "Have you earned AP, Dual Credit, or IB credits?" set to "--None--". At the very bottom of the form are three blue buttons: "PREVIOUS", "SAVE", and "SAVE AND CONTINUE". The footer of the page features the National Louis University logo and name on the left, and contact information on the right: "Undergraduate: 888.658.8632" and "Graduate: 888.658.8632". A Windows taskbar is visible at the bottom of the screen.

☒ My Profile
☐ Academic History - High School
☐ Test Scores
☐ Parent/Guardian Information
☐ Submit Application

ACADEMIC HISTORY - HIGH SCHOOL

Describe the type of high school education you have completed or will soon complete

High School

Type the name of your high school into the search box below. Select the correct institution from the list.

Schools in Illinois will be displayed first. If you cannot find your school, check the "School Not Found" box and then provide the information requested.

High School

WAUKEGAN HIGH SCHOOL

Attended From

MM/DD/YYYY

Attended To

MM/DD/YYYY


Graduation Date

MM/DD/YYYY

Have you earned AP, Dual Credit, or IB credits?

--None--

PREVIOUS SAVE SAVE AND CONTINUE

 NATIONAL LOUIS UNIVERSITY

Undergraduate: 888.658.8632
Graduate: 888.658.8632



PARENT GUARDIAN INFO: STEP 8



☒ My Profile
☒ Academic History - High School
☒ Test Scores
☐ Parent/Guardian Information
☐ Submit Application

PARENT/GUARDIAN INFORMATION

Please provide the contact information for your parent/guardian. This information will only be used to invite your parent/guardian to events at NLU. This section is optional.

Relationship

First Name

Last Name

Email

Home Phone

Mobile Phone

[PREVIOUS](#) [SAVE](#) [SAVE AND CONTINUE](#)



SUBMIT YOUR APPLICATION: DONE!

☒ My Profile

☒ Academic History - High School

☒ Test Scores

☒ Parent/Guardian Information

☐ Submit Application

SUBMIT APPLICATION

***Please take a moment to review all sections of your application. Once you submit your application, you cannot make changes to it within the Application Hub. To make changes to a submitted application, you must contact your Enrollment Specialist.**

ADMISSION POLICY

Procedures and requirements are specific to each program. Admission to study in one program does not ensure admission to all programs. The decision to deny admission cannot be appealed. It is your responsibility to be aware of the policies and requirements of National Louis University as stated in the University catalog. National Louis University reserves the right to change any provision or requirement, including fees, at any time, with or without notice.

National Louis University admits students to all programs and activities and administers all educational, employment, and other policies without discrimination because of race, color, age, religion, gender, sexual orientation, ancestry, disability, military status or marital status.

It is expected by the University that all information which is material to the admissions process be accurate and true to the best of the student's or prospective student's knowledge. Any individual found to have submitted fraudulent, incorrect, plagiarized, or misleading information is subject to denial of admission to, or dismissal from the University.

I certify that the information given on this application is complete and correct to the best of my knowledge, and that I have attended no institutions other than those listed. I understand that I am responsible for arranging the forwarding of official transcripts of records from schools I have attended, and that such transcripts become the property of the University and will not be returned to me. I also give my permission to National Louis University to verify my educational records with the institutions I have attended.

If a University faculty or staff member discovers that this policy has been violated by an applicant for admission, that applicant shall be denied admission by the Director of Admissions.

Applicants must agree to the terms of this Admission Policy.

I agree to the terms of the Admission Policy ☒

PREVIOUS

SUBMIT YOUR APPLICATION



LAURA BEAUPRE LBEAUPRE@NL.EDU
OUTREACH & ENROLLMENT SPECIALIST
LBEAUPRE@NL.EDU

PAULINE DEGRAZIA PDEGRAZIA@NL.EDU
ARLENE RODRIGUEZ: ARODRIGUEZ41@NL.EDU