

# Fremont High School

575 W. Fremont Ave., Sunnyvale, CA 94087 • fhs.fuhisd.org • 408.522.2400 • CEEB: 053460

## 2020 - 2021 School Profile

Established in 1923, Fremont High School offers a comprehensive program to students from Sunnyvale and Cupertino in the heart of Silicon Valley. Former Secretary of Education, Arne Duncan, who visited FHS in May of 2013 noted, "this school reflects, I think, the best of the United States. It's incredibly diverse, with many first-generation college-goers, many who are new to the country who are chasing the American Dream and a high-quality education."

Fremont's guidance program provides all students with academic planning, personal counseling, and postsecondary advising for college and career. Five school counselors and a College and Career Advisor engage with students, parents, and staff to deliver a comprehensive guidance program that personalizes the planning and counseling experience based on each student's needs and postsecondary goals.

*Due to extraordinary circumstances resulting from COVID-19 school closures, Fremont Union High School adopted a district-wide Credit/No Credit structure for Spring 2020. During that time, students completed synchronous and asynchronous assignments in order to earn credit. Remote learning curriculum focused on essential content and skills to prepare students for future coursework. Spring 2020 Credit/No Credit courses are not calculated into the GPA. Students in our region haven't had access to college admissions testing since prior to March 2020.*

Bryan Emmert, Principal  
Assistant Principals

Brooke Chan (A-GO)

Chris Moore (GR-O)

Andy Walczak (P-Z)

Dean of Students

Connor Smith (A-LN)

George Bechara (LO-Z)

Guidance Counselors

Sandy Woosley/Sherry Fazzio (A-GO)

Vanessa Goulart (E-LI)

Ana Franco (LM-RA)

Dan Amezquita (RB-Z)

College/Career Advisor

Adriana Magallon-Loredo

Registrar

Laine Sazon

### Class of 2021 by the Numbers

577

students

12

27

National Merit  
Semi-finalists

National Merit  
Commended

Unique features of FHS include the following:

- An AVID program that serves eleven percent of our student body;
- Career Technical Education (CTE) programs including engineering, automotive technology, and culinary careers;
- An award-winning robotics team;
- Outstanding visual and performing arts programs, including an award winning Marching Band, Color Guard, and Concert Band; three choirs; a drama program; and art classes in Ceramics and 3D-Design;
- An athletic program with 20 sports teams, a cheer team, and a dance team;
- Over 50 student clubs and significant participation by students in Link Crew
- Students complete thousands of hours of service to the community each year even though volunteer work is not required for graduation;
- A partnership with Stanford University Professional Development School and membership with the Stanford Teacher Education Program Partnership Council.

### GPA Distribution for Class of 2021

Individual class rank is not reported. To evaluate student performance, use the grade distribution chart below showing the number of students in each unweighted, cumulative 9-12 GPA category.

4.0	26 (4.5%)
3.5 - 3.99	194 (33.7%)
3.0 - 3.49	126 (21.9%)
2.5 - 2.99	103 (17.9%)
2.0 - 2.49	68 (11.8%)
< 2.0	58 (10%)

Data as of 08/30/2020

#### GPA and Related Procedures

- Credits are posted at the end of each semester.
- Each semester class is 5 credits; most FUHSD classes are yearlong (10 credits) and meet for 150 instructional hours.
- GPA is calculated at the end of each semester (A=4; B=3; C=2; D=1; F=0). Final semester grade marks include letter grades only and no +/- scale options. Honors and AP classes are not given additional point values.
- Cumulative GPA is all coursework from grade 9 to current. University GPA is college-prep academic courses only.
- Coursework earning P (Pass), NM (No Mark), I (Incomplete), W (Withdraw) is not calculated into the GPA.
- Coursework for non-accredited or out-of-country schools are transferred as Pass/Fail.

### FHS by the Numbers

122  
teachers

2,058

students in  
grades  
9-12

30

students in  
full-time  
off-site  
programs

557:1

student to  
counselor  
ratio

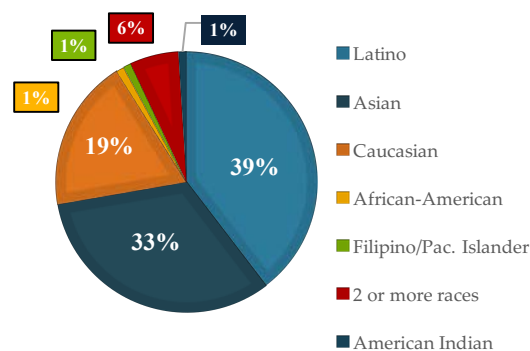
32.5

average  
class size


52%

of Class of  
2021 took at  
least one AP  
course

### Student Racial Demographics



### Additional Student Demographics



## Graduation Requirements

Subject	Credits
English (4 years)	40
Social Science (3 years)	30
Mathematics (2 years; min. Algebra 1 and Geometry)	20
Science (2 years; life and physical)	20
Physical Education (2 years)	20
Electives (includes courses beyond subject area requirements)	70

1 year in each of 2 of the following 3 areas:

World Language

Visual/Performing Arts 20

Applied Academics  
(includes Career Technical Education, Programming, Work Experience)

**Total Credits 220**

### School and District Policies

Students typically take 6 courses each year. Students enrolled in AVID, ASB Leadership, Academic Foundations, Learning Skills, or specialized programs including Dual Enrollment, music, and some Career Technical Education pathways may take 7 courses. Due to budgetary constraints, students are generally limited to one course per subject area per year. In addition to their coursework at FHS, some students chose to take courses through concurrent enrollment at one of the five local community colleges. This coursework is typically not included on the FUHSD transcript.

### AP/Honors at FHS

#### English

American Lit Honors  
AP English Language & Composition  
AP English Literature

#### Mathematics

Pre-Calculus Honors  
AP Calculus AB; AP Calculus BC  
AP Statistics

#### Science

Chemistry Honors  
Physics Honors  
AP Biology; AP Chemistry; AP Physics C  
AP Environmental Science

#### Social Sciences

AP Microeconomics  
AP US Government  
AP US History

#### Visual & Performing Arts

AP Studio Art 2D

#### World Languages

Honors 4 and AP Chinese, French, Japanese, Spanish

Accredited by Western Association of Schools and Colleges

## Assessment Snapshot

**SAT**  
458 students  
692(R) / 701(M)  
1360 mean composite  
\*Data from Spring 2019

**ACT**  
172 students  
28 (R) / 31 (M) / 29 (S)  
28 mean composite  
\*Data from Spring 2019

**CAASPP**  
38% ELA - EAP College Ready  
30% Math - EAP College Ready  
68% ELA Standard Met or Exceeded  
50% Math Standard Met or Exceeded  
\*CAASPP wasn't administered during Spring 2021 due to COVID-19 closures.

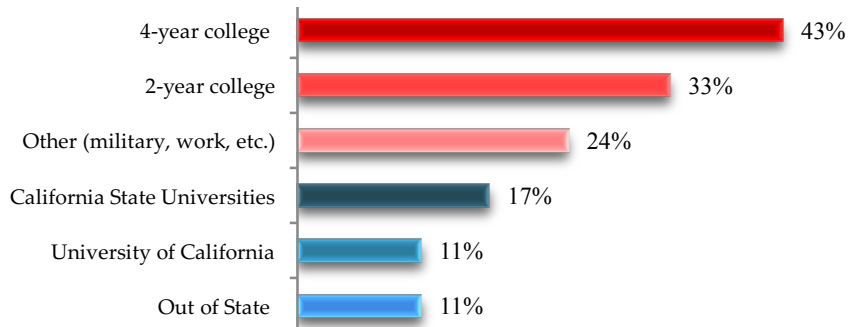
### Advanced Placement

479 students took 1020 exams  
86% scores of 3 or higher

### Class of 2019 Postsecondary Destinations

Due to COVID-19 restrictions, the data for the Class of 2020 was incomplete.

This data is based on survey data and final transcript requests of 454 students from the Class of 2019.



### Recent FHS Graduates (Class of 2017-2020) have matriculated at the following postsecondary institutions:

Arizona State University	CSU-Bakersfield
American University	CSU-Channel Islands
Azusa Pacific	CSU-Chico
Boise State University	CSU-East Bay
Boston University	CSU-Fullerton
Brown University	CSU-Humboldt
BYU	CSU-Long Beach
California Institute of Technology	CSU-Monterey Bay
Chapman University	CSU-Northridge
Columbia University	CSU-Sacramento
Cornell University	CSU-San Diego
Dartmouth College	CSU-San Francisco
George Mason University	CSU-San Marcos
Georgetown University	CSU-San Jose
Georgia Tech	CSU-Stanislaus
Howard University	CSU-Sonoma
Iowa State University	<b>All of the schools of the UC system</b>
Lewis and Clark College	University of Illinois at Urbana-Champaign
Marquette University	University of Michigan
Massachusetts Institute of Technology	University of Notre Dame
Michigan State University	University of Oregon
New York University	University of Washington
Oregon State University	University of San Diego
Penn State	University of Southern California
Pepperdine University	University of the Pacific
Princeton University	Cabrillo College
Purdue University	Chabot College
Rochester Institute of Tech	De Anza College
Rutgers University	Evergreen Valley College
Saint Mary's College	Foothill College
Santa Clara University	Menlo College
Stanford University	Mission College
Tuskegee University	San Jose City College
Wake Forest	Skyline College
Yale University	West Valley College